

TOWN OF FORT FRANCES

AGENDA - April 13, 2020

COMMITTEE OF THE WHOLE MEETING

Committee Room and Council Chambers, Civic Centre

(Session No. 039) 5:30 PM

[Join Microsoft Teams Meeting](#)

[+1 807-701-5975](#) Canada, Thunder Bay (Toll)

Conference ID: 733 224 961#

Page

1. **Call to Order**
2. **Non-agenda items identified to be considered later in this meeting, both in-camera and in open meeting.**
3. **Disclosure of pecuniary interest and the general nature thereof.**
4. **Council Reports on Board & Committee Activity:**
 - 4.1 Mayor June Caul - Verbal Update
 - Councillor Michael Behan - Verbal Update
 - Councillor Wendy Brunetta - Verbal Update
 - Councillor Andrew Hallikas - Verbal Update
5. **Consent Agenda:**
 - 5.1 Changes to Municipal Accommodation Tax By-Law. 4
 - approval of this report will agree to the recommendation of the Administration and Finance Executive Committee to approve the changes to the Municipal Accommodation Tax By-Law and further that an amending by-law be prepared for execution by Mayor and Clerk on behalf of the Corporation.
 - 5.2 2019 Capital Financing. 5 - 9
 - approval of this report will agree to the recommendation of the Administration and Finance Executive Committee to allocate Contributions to Capital from Reserve Funds in the amount of \$281,276.49 to finance 2019 Capital Fund expenditures outlined in the report.
 - 5.3 2019 Summary of Donation Requests. 10 - 11
 - approval of this report will agree to the recommendation of the Administration and Finance Executive Committee to allow administration to process all advertising as they deem it to be

		Page
	operational. All other requests will continue to come through the Committee for input.	
5.4	Ontario Regulation 284/09 - Budget Matters. - approval of this report will agree to the recommendation of the Administration and Finance Executive Committee to receive the Ontario Regulation 284/09 disclosure report for the 2020 Operating Budget as presented.	12 - 15
5.5	Financial Assistance in Response to COVID-19. -approval of this report will agree to the recommendation of the Administration and Finance Executive Committee to change the final tax billing due dates to August 31 and September 30. In addition, there was a recommendation to continue to bill Water & Sewer on schedule, but to amend By-Law 16/06 to state that during the emergency declaration, Section 3.16 - Notice of Disconnection will not be in force and further that an amending by-law be prepared for execution by Mayor and Clerk on behalf of the Corporation.	16
5.6	Enrollment in the LAS Group Purchasing Program. - approval of this report will agree to the recommendation of the Operations and Facilities Executive Committee that 1) The Town of Fort Frances sign a letter of understanding with Local Authority Services (LAS) to take advantage of their Municipal Group Buying Program for all five of their current offerings, 2) The Town's procurement policy be amended in the near future to allow the Town to take advantage of these types of procurement solutions; 3) That an authorizing by-law be prepared for execution by Mayor and Clerk on behalf of the Corporation.	17 - 29
5.7	Rainy Lake Gymnastics Academy Request. - approval of this report will agree to the recommendation of Community Services Executive Committee to continue with the current agreement and look for a suitable compromise.	30
5.8	Policy 2.5 - Facility Rental Agreement. - approval of this report will agree to the recommendation of the Community Services Executive Committee to update Policy Number 2.5 as outlined in the report.	31
5.9	Fort Frances Girls Minor Hockey (FFGMH) Tournament Ice. - approval of this report will agree to the recommendation of the Recreation and Culture Manager to allow the Fort Frances Girls Minor	32

Hockey Association to use the 15 hours during the first four weeks of ice in during the Fall of 2020.

6. Operations and Facilities Division:

- | | | |
|-----|--|------|
| 6.1 | 2019 Drinking Water System Annual Report - Schedule 22. | 33 - |
| | - approval of this report will agree to the recommendations of Administration that: | 122 |
| | 1) Council accepts the 2019 Schedule 22 Annual Summary Report and that a separate resolution be prepared; | |
| | 2) That the 2019/2020 MOE "Announced Focused" Inspection Report of the Town's water system be reviewed and accepted by Council; | |
| | 3) That at this time, the staff of the drinking water system should be acknowledged for all their effort and hard work to ensure that all consumers connected to the Town's water system receive outstanding water and encouraged to "Please keep up the good work". | |

7. Information:

- | | | |
|-----|---|--------------|
| 7.1 | Ontario Clean Water Agency - Fort Frances Wastewater Treatment Facility - February 2020 Monthly Report. | 123 -
130 |
| 7.2 | 2019 Performance Report for Fort Frances Sewage Treatment Plant. | 131 -
160 |
| 7.3 | 2020 Tonnage at the Landfill Site - updated March 26, 2020. | 161 |
| 7.4 | March 2020 Work Order Summary. | 162 -
164 |
| 7.5 | Airport Statistics as of February 29, 2020 | 165 -
166 |
| 7.6 | Complaint Register - February 2020 | |

8. Non-agenda items:

9. ADJOURNMENT



**ADMINISTRATION & FINANCE DIVISION
TREASURY REPORT 2020/28**

TO: Mayor Caul & Members of Council

FROM: Dawn Galusha, Treasurer

DATE: March 13, 2020

SUBJECT: Changes to Municipal Accommodation Tax By-Law

BACKGROUND

At the March 2, 2020 Special Budget Meeting, Council agreed to the use of a portion of the Municipal Accommodation Tax to fund the Travel Information Centre, Economic Development, Marina, and the Museum operations for 2020. As a result, we need to make a change to the wording of the By-Law, as Section 4.3 currently states the following:

The excess funds beyond those remitted to the RRFDC will be allocated to a reserve for tourism and economic development projects.

The revised wording would be:

The excess funds beyond those remitted to the RRFDC will be used for current year tourism and economic development, with the remaining funds to be allocated to a reserve for tourism and economic development projects.

RECOMMENDATION

The Administration & Finance Executive Committee recommends the changes to the Municipal Accommodation Tax By-Law be approved and an amending By-Law be brought forward.

Council Approval of this Report will agree to the Administration & Finance Executive Committee to approve the changes to the Municipal Accommodation Tax By-Law and bring forward an amending By-Law.



**ADMINISTRATION & FINANCE DIVISION
TREASURY REPORT 2020/26**

TO: Mayor Caul & Members of Council

FROM: Dawn Galusha, Treasurer

DATE: April 7, 2020

SUBJECT: 2019 Capital Financing

BACKGROUND

The 2019 Capital Budget in total was \$6,871,001 with intended financing of \$2,330,080 from Corporate Reserve Funds (\$2,287,330) and Library Building Reserve Fund (\$42,750), use of Federal Gas Tax Reserve Funds (\$839,803), and the balance of funding from Federal & Provincial Grants, contributions from others and Water and Sewer Rates and Reserve Funds (\$3,701,118).

The attached 2019 Capital & Reserve Fund Balancing report lists the budgeted reserve fund allocations for the individual projects/purchases, the Capital expense to December 31/19, other sources of revenue received, amount of reserve funds allocated to date, and the remaining funds required for financing the Capital Fund. The second-last column (light green column) is the difference between the Reserve Fund allocation as per approved Capital Fund budget and the total Reserve Funds to support the Capital Fund. This indicates that overall the Reserves Funds required to fund capital is \$815,813.91 less than the 2019 budgeted Reserve Fund allocation resulting from projects/purchases that were not completed, or the projects/purchases came in under the budget amount. In addition, for the Secondary Evacuation Centre there is a transfer from the revenue fund in the amount of \$7,597.93 to cover internal costs, including salaries, benefits and equipment used.

Reserve Funds allocated to finance 2019 Capital less Reserve Funds Actual to December 31, 2019 is \$1,232,989.60 and the additional Reserve Funds required to finance the balance of the projects/purchases for 2019 is \$281,276.49 as follows:

	<u>Amount</u>	<u>Reserve Fund</u>
Server Switches Project	\$ 7,480.01	Corporate Projects
Computer Hardware	\$ 1,324.82	Corporate Projects
Secondary Evacuation Centre-Generator	\$ 47,627.58	Corporate Projects
Gen Government Land Purchase-Snow Dump	\$ 45,220.61	Corporate Projects
RL Market Square- Holdbacks not previously set up	\$ 40,704.00	Corporate Projects
Washer- Extractor and Bunker Gear Dryer	\$ 1,596.98	Corporate Projects
Public Works Small Equipment	\$ 319.27	Corporate Vehicles/Equip
E205 Grader with plow and wing	\$ 1,606.17	Corporate Vehicles/Equip
4WD ¾ ton Truck	\$ 1,068.46	Corporate Vehicles/Equip
4WD ½ ton Truck	\$ 1,026.11	Corporate Vehicles/Equip
Sanding Trailer and Broom for Sidewalk Machine	\$ 1,338.24	Corporate Vehicles/Equip

	<u>Amount</u>	<u>Reserve Fund</u>
Kings Highway- Pit Rd #1 to Oakwood Rd- Design Works	\$ 4,234.80	Corporate Projects
Point Park Roof	\$ 630.50	Corporate Buildings
Small Equipment Replacement- Parks	\$ 110.54	Corporate Vehicles/Equip
St. Francis Fields- Washroom	\$ 705.44	Corporate Buildings
FF Cemetery Renovations	\$ 3,928.97	Corporate Buildings
FF Senior's Centre- Small Capital	\$ 576.42	SKC Projects
Airport- Garage Windows	\$ 2,655.99	Corporate Buildings
MSC Pool Pump and Strainer	\$ 3,737.36	Corporate Buildings
MSC Pool- 7 Fire Separation Doors	\$ 7,601.34	Corporate Buildings
IFK Arena Structural Repairs	\$ 29,841.91	Corporate Buildings
MSC- Window Replacement	\$ 2,753.48	Corporate Buildings
MSC 52 Arena- Design work for HVAC	\$ 302.50	Corporate Buildings
MSC Misc Capital	\$ 24,318.58	Corporate Buildings
MSC Building Renos	\$ 21,558.29	Corporate Buildings
MSC SUV	\$ 159.00	Corporate Vehicles/Equip
Marina Docks	\$ 13,981.29	Corporate Projects
Design for HVAC Upgrades Museum	\$ 13,833.33	Corporate Buildings
Hallet Renovations- Flooring	\$ 132.46	Corporate Buildings
Library Surveillance Cameras	\$ 407.04	Library Reserve
<hr/>		
<u>\$281,276.49</u>		

RECOMMENDATION

The Administration & Finance Executive Committee recommends that Council approve the additional Reserve Fund allocation to fund the remaining Capital expenditures in the amount of \$281,276.49 from Reserve Funds as indicated in this report.

Council Approval of This Report Will approve the Administration & Finance Executive Committee recommendation to allocate Contributions to Capital from Reserve Funds in the amount of \$281,276.49 to finance 2019 Capital Fund expenditures outlined in this report and summarized as follows:

Corporate Building Reserve Fund	\$ 112,495.15
Corporate Vehicle/Equip Reserve Fund	\$ 5,627.79
Corporate Projects Reserve Fund	\$ 162,170.09
SKC Projects Reserve Fund	\$ 576.42
Library Building Reserve Fund	<u>\$ 407.04</u>
	<u>\$ 281,276.49</u>

2019 CAPITAL & RESERVE FUND BALANCING

Revised March 12, 2020

		REVENUE SOURCES					Additional Reserve Funds Required	Total Reserve Funds to Support Capital	Revenue Fund Required (Distributed Salaries/Benefits /Equip)	Difference Between Reserve Funds Budgeted & Reserve Funds Actual	NOTES
	Account #	RESERVE FUND	Reserve Funds as per Capital Budget	Capital Expense to December 31/19	Other Grants/Project Funding	Reserve Funds Actual to December 31, 2019					
GENERAL GOVERNMENT Carryover- Switches Project Computer Hardware Gen Government Land Purchase RL Market Square- Holdbacks not previously recorded TOTAL GENERAL GOVERNMENT	20-020-0265-9109-71471	Corporate Projects	31,000	38,480.01		31,000.00	7,480.01	38,480.01		(7,480.01)	Project went over budget
	20-020-0268-9109-71471	Corporate Projects	31,000	32,324.82		31,000.00	1,324.82	32,324.82		(1,324.82)	
	20-020-0240-9100-7000	Corporate Projects		45,220.61			45,220.61	45,220.61		(45,220.61)	Snow Dump Purchase- Council approved in year
	20-020-0251-9286-71523	Corporate Projects		40,704.00			40,704.00	40,704.00		(40,704.00)	
			62,000	156,729.44	-	62,000.00	94,729.44	156,729.44	-	(94,729.44)	This was not set up previously
											Project was not eligible for FGT
PROTECTION <i>Fire</i> Six sets of Bunker Gear (life expectancy is 10 years) Washer- Extractor and Bunker Gear Dryer Self Contained Breathing Apparatus Equipment GIS Capital Contribution Air Monitor & Testing/Charging Station Fire Hose Backup Generator- Secondary Evacuation Centre TOTAL PROTECTION	20-040-0410-9120-71480	Corporate Projects	12,000	11,446.35		11,446.35	-	11,446.35		553.65	
	20-040-0410-9121-71471	Corporate Projects	15,000	16,596.98		15,000.00	1,596.98	16,596.98		(1,596.98)	
	20-040-0410-9122-75363	Corporate Projects	16,000	14,173.68		14,173.68	-	14,173.68		1,826.32	
	20-040-0410-9123-71471	Corporate Projects	763	425.91		425.91	-	425.91		337.09	
	20-040-0410-9124-71471	Corporate Projects	15,000	14,057.53		14,057.53	-	14,057.53		942.47	
	20-040-0410-9239-71431	Corporate Projects	3,000	2,881.94		2,881.94	-	2,881.94		118.06	
	20-040-0450-9260-71471	Federal Gas Tax		55,225.51		-	47,627.58	47,627.58	7,597.93	(47,627.58)	
			61,763	114,807.90	-	57,985.41	49,224.56	107,209.97	7,597.93	(45,446.97)	
TRANSPORTATION <i>Public Works Buildings/General Misc.</i> Public Works Small Equipment Purchase PW- Land Improvements- Snow Dump Creation GIS Capital Contribution <i>Large Equipment & Vehicles</i> Carryover from 2018- Replace 1999 E205 Grader (c/w new plow and wing) Fleet GPS Implementation (7 units) Replace Unit 178 with 1 crew cab 4WD 3/4 ton truck Replace Unit 179 with 1 extended cab 4WD 1/2 ton truck Sanding Trailer and broom for Trackless Sidewalk Machine <i>Roads / Storm Sewers/ Sidewalks</i> Erin Crescent Subdivision 2019 Portion Reconstruction of Mill Road Overpass and related Road Works (Connecting Link Funding) Third Street- Sod Work Reconstruction of Second Street Victoria Avenue to Portage Avenue (FGT) Kings Highway- Pit Rd #1 to Oakwood Road	20-060-0614-9105-71471	Corporate Vehicles/Equip	8,000	8,319.27		8,000.00	319.27	8,319.27		(319.27)	See Land Purchase above
	20-060-0614-9130-71471	Corporate Projects	10,000	-			-	-		10,000.00	
	20-060-0624-9123-71471	Corporate Projects	763	638.87		638.87	-	638.87		124.13	
			18,763	8,958.14	-	8,638.87	319.27	8,958.14	-	9,804.86	
	20-060-0619-4516-71471	Corporate Vehicles/Equip	284,928	331,534.17	45,000.00	284,928.00	1,606.17	286,534.17		(1,606.17)	
	20-060-0614-9310-71471	Corporate Vehicles/Equip	20,454	3,145.30		3,145.30	-	3,145.30		17,308.70	
	20-060-0618-5197-71471	Corporate Vehicles/Equip	48,298	49,366.46		48,298.00	1,068.46	49,366.46		(1,068.46)	
	20-060-0618-5198-71471	Corporate Vehicles/Equip	37,870	38,896.11		37,870.00	1,026.11	38,896.11		(1,026.11)	
	20-060-0614-4519-71471	Corporate Vehicles/Equip	24,000	25,338.24		24,000.00	1,338.24	25,338.24		(1,338.24)	
			415,550	448,280.28	45,000.00	398,241.30	5,038.98	403,280.28	-	12,269.72	
	20-060-0611-9265-71471	Corporate Projects	749,849	86,473.26		86,473.26	-	86,473.26		663,375.74	FGT Funding
	20-060-0616-9303-71523	Federal Gas Tax	0	490,482.66	490,482.66	-	-	-		-	
	20-060-0611-9267-71523	Corporate Projects	6,700	2,753.25		2,753.25	-	2,753.25		3,946.75	OCIF \$634,617, FGT \$210,015.56
	20-060-0611-9266-71523	Federal Gas Tax	0	844,632.56	844,632.56	-	-	-		-	
	20-060-0611-9270-71523	Corporate Projects	0	42,348.03	38,113.23		4,234.80	4,234.80		(4,234.80)	90% Connecting Link Funding
			756,549	1,466,689.76	1,373,228.45	89,226.51	4,234.80	93,461.31	-	663,087.69	

2019 CAPITAL & RESERVE FUND BALANCING

Revised March 12, 2020

	Account #	RESERVE FUND	Reserve Funds as per Capital Budget	Capital Expense to December 31/19	REVENUE SOURCES		Additional Reserve Funds Required	Total Reserve Funds to Support Capital	Revenue Fund Required (Distributed Salaries/Benefits /Equip)	Difference Between Reserve Funds Budgeted & Reserve Funds Actual	NOTES
					Other Grants/Project Funding	Reserve Funds Actual to December 31, 2019					
Streetlight Pole Replacement & Traffic Lighting Carry over from 2018 Replace 5 Traffic Signal controllers and Pedestrian signal upgrades (Delivery April) Pole Replacement - Waterfront walkway (includes additional \$10,000 to install poles purchased in 2018)	20-060-0623-9136-71471	Corporate Projects	125,000	116,146.68		116,146.68		116,146.68		8,853.32	
	20-060-0623-9135-71471	Corporate Projects	10,000	4,626.41		4,626.41		4,626.41		5,373.59	
			135,000	120,773.09	-	120,773.09	-	120,773.09	-	14,226.91	
TOTAL TRANSPORTATION			1,325,862	2,044,701.27	1,418,228.45	616,879.77	9,593.05	626,472.82	-	699,389.18	
PARKS & CEMETERIES											
Parks											
Replace Roof on Point Park Washroom/Shower building	20-160-1611-9295-71523	Corporate Buildings	2,961	3,591.50		2,961.00	630.50	3,591.50		(630.50)	
Small Equipment Replacement- small mowers and whipper snippers	20-160-1610-9105-71471	Corporate Vehicles/Equip	6,250	6,360.54		6,250.00	110.54	6,360.54		(110.54)	
Washroom Roof- St. Francis Fields	20-160-1612-9295-71523	Corporate Buildings	5,000	5,705.44		5,000.00	705.44	5,705.44		(705.44)	
			14,211	15,657.48	-	14,211.00	1,446.48	15,657.48	-	(1,446.48)	
Cemeteries											
Exterior Renovations and addition to Garage & Storage Building at the Fort Frances Cemetery	20-160-1610-9109-71471	Care & Mtce	3,000	1,458.30		1,458.30	-	1,458.30		1,541.70	Only RFP Advertising was completed- CF to 2020
FF Cemetery Building Renos & Garage- Final	20-100-1040-9127-71523	Corporate Buildings		3,928.97			3,928.97	3,928.97		(3,928.97)	
Foundation Works- New Columbarium	20-100-1041-9620-71471	Care & Mtce	97,000	218.40		218.40	-	218.40		96,781.60	
			100,000	5,605.67	-	1,676.70	3,928.97	5,605.67	-	94,394.33	
TOTAL PARKS & CEMETERIES			114,211	21,263.15	-	15,887.70	5,375.45	21,263.15	-	92,947.85	
AIRPORT											
Replacement of Septic System	20-060-0660-9305-71523	Corporate Projects	35,000	27,586.25		27,586.25	-	27,586.25		7,413.75	
Replacement of Maintenance Garage Windows	20-060-0661-9108-71471	Corporate Buildings	10,000	12,655.99		10,000.00	2,655.99	12,655.99		(2,655.99)	
TOTAL AIRPORT			45,000	40,242.24	-	37,586.25	2,655.99	40,242.24	-	4,757.76	
WASTE MANAGEMENT SYSTEM											
Landfill Site Expansion 2019 RFP and first phase											
Design activities	20-080-0860-9238-71523	Corporate Projects	75,000	-			-	-		75,000.00	Carry Forward to 2020
TOTAL WASTE MANAGEMENT SYSTEM			75,000	-	-	-	-	-	-	75,000.00	
SOCIAL & FAMILY SERVICES											
Fort Frances Seniors' Centre											
Furnace	20-120-1220-9105-71471	Corporate Buildings	2,000	-			-	-		2,000.00	
Small Capital Purchases	20-120-1220-9105-71471	SKC Projects		1,769.96	1,193.54		576.42	576.42		(576.42)	
			2,000	1,769.96	1,193.54	-	576.42	576.42	-	1,423.58	
TOTAL SOCIAL & FAMILY SERVICES			2,000	1,769.96	1,193.54	-	576.42	576.42	-	1,423.58	

2019 CAPITAL & RESERVE FUND BALANCING

Revised March 12, 2020

REVENUE SOURCES											
	Account #	RESERVE FUND	Reserve Funds as per Capital Budget	Capital Expense to December 31/19	Other Grants/Project Funding	Reserve Funds Actual to December 31, 2019	Additional Reserve Funds Required	Total Reserve Funds to Support Capital	Revenue Fund Required (Distributed Salaries/Benefits /Equip)	Difference Between Reserve Funds Budgeted & Reserve Funds Actual	NOTES
Memorial Sports Centre Upgrades to Kitchen Suppression systems at MSC MSC Pool Sound Barrier Replacement MSC Pool- Pool Pump and Strainer MSC Pool- 7- Fire Separation Doors MSC Pool- Structural Repairs as per structural report MSC- Window replacement- Gym IFK Arena- Upgrades to Iceplant and Health & Safety Access ladders and handrail IFK Arena Structural Repairs as per structural report MSC Roof Feasibility Study- Auditorium, Front Entrance MSC 52 Arena- Structural Repairs as per structural report MSC -Window replacement- Auditorium, Kitchen MSC 52 Arena- Design work for HVAC MSC - Miscellaneous Capital Items Design for HVAC Upgrades Auditorium MSC Building Renovos SUV to replace Dodge	20-160-1634-9644-71471	Corporate Buildings	11,000				-	-		11,000.00	The lines went over and under budget Overall \$53,619.20 less was used from reserves than anticipated.
	20-160-1634-9645-71471	Corporate Buildings	60,000	31,077.98		31,077.98	-	31,077.98		28,922.02	
	20-160-1634-9634-71471	Corporate Buildings	15,000	18,737.36		15,000.00	3,737.36	18,737.36		(3,737.36)	
	20-160-1634-9635-71471	Corporate Buildings	25,000	32,601.34		25,000.00	7,601.34	32,601.34		(7,601.34)	
	20-160-1634-9648-71471	Corporate Buildings	10,000			-	-	-		10,000.00	
	20-160-1634-9649-71471	Corporate Buildings	7,500	4,363.86		4,363.86	-	4,363.86		3,136.14	
	20-160-1634-9650-71471	Corporate Buildings	175,000	204,841.91		175,000.00	29,841.91	204,841.91		(29,841.91)	
	20-160-1634-9651-71471	Corporate Buildings	20,000			-	-	-		20,000.00	
	20-160-1634-9652-71471	Corporate Buildings	40,000	28,671.50		28,671.50	-	28,671.50		11,328.50	
	20-160-1634-9653-71471	Corporate Buildings	45,000			-	-	-		45,000.00	
	20-160-1634-9654-71471	Corporate Buildings	7,500	10,253.48		7,500.00	2,753.48	10,253.48		(2,753.48)	
	20-160-1634-9655-71471	Corporate Buildings	10,000	10,302.50		10,000.00	302.50	10,302.50		(302.50)	
	20-160-1634-9105-71471	Corporate Buildings	50,000	74,813.58		50,000.00	24,813.58	74,813.58		(24,813.58)	
	20-160-1634-9293-71523	Corporate Buildings	15,000			-	-	-		15,000.00	
	20-160-1634-9127-71523	Corporate Buildings	0	21,558.29		-	21,558.29	21,558.29		(21,558.29)	
	20-160-1634-5203-71471	Corporate Vehicles/Equip	34,107	34,266.00		34,107.00	159.00	34,266.00		(159.00)	
			525,107	471,487.80	-	380,720.34	90,767.46	471,487.80	-	53,619.20	
Recreation Fitness Equipment (annual) Sunny Cove Upgrades (5-year Plan) Sunny Cove- Building Repairs- Windstorm Loss- Insurance Sunny Cove- Contents Replacement- Windstorm Loss Marina Docks- Ordered but not yet received	20-160-1620-9624-71471	Corporate Vehicles/Equip	10,000	3,529.00		3,529.00	-	3,529.00		6,471.00	
	20-160-1614-9108-71523	Corporate Projects	8,000	8,385.80	8,385.80		-	-		8,000.00	
	20-160-1614-9101-71523			86,821.35	86,821.35		-	-		-	
	20-160-1614-9101-71471			10,528.80	10,528.80		-	-		-	
	20-160-1631-9627-71471	Corporate Projects	19,079	33,060.29		19,079.00	13,981.29	33,060.29		(13,981.29)	
			37,079	142,325.24	105,735.95	22,608.00	13,981.29	36,589.29	-	489.71	
Museum Design for HVAC Upgrades Museum Hallet Renovations- Replacement of Flooring	20-160-1645-9293-71523	Corporate Buildings	15,000	28,833.33		15,000.00	13,833.33	28,833.33		(13,833.33)	
	20-160-1645-9117-71523	Corporate Buildings	7,545	7,677.46		7,545.00	132.46	7,677.46		(132.46)	
			22,545	36,510.79	-	22,545.00	13,965.79	36,510.79	-	(13,965.79)	
			584,731	650,323.83	105,735.95	425,873.34	118,714.54	544,587.88	-	40,143.12	
Library Network switch Smart Board Computer Equipment Materials- Building Surveillance Cameras Makerspace/Computer Lab Flip UV Filters on Windows	20-160-1640-9210-71471	Library Reserve	2,000				-	-		2,000.00	Library Board has approved
	20-160-1640-9210-71523	Library Reserve	7,800				-	-		7,800.00	
	20-160-1640-9210-71471	Library Reserve	19,350	11,394.80		11,394.80	-	11,394.80		7,955.20	
	20-160-1640-9165-71523	Library Reserve	7,600	4,743.46		4,743.46	-	4,743.46		2,856.54	
	20-160-1640-9165-71471	Library Reserve		407.04			407.04	407.04		(407.04)	
	20-160-1640-9105-71471	Library Reserve	2,000				-	-		2,000.00	
	20-160-1640-9165-71471	Library Reserve	4,000				-	-		4,000.00	
			42,750	16,545.30	-	16,138.26	407.04	16,545.30	-	26,204.70	
PLANNING & DEVELOPMENT Building/Planning GIS Capital Portion Wood Yard Land Use/Economic Development Feasibility Study	20-180-1810-9123-71471	Corporate Projects	763	638.87		638.87	-	638.87		124.13	Carry Forward to 2020
	20-180-1810-9180-71523	Corporate Projects	16,000				-	-		16,000.00	
			16,763	638.87	-	638.87	-	638.87	-	16,124.13	
TOTAL CAPITAL			2,330,080	3,047,021.96	1,525,157.94	1,232,989.60	281,276.49	1,514,266.09	7,597.93	815,813.91	



**ADMINISTRATION & FINANCE DIVISION
TREASURY REPORT 2020/27**

Report To: Mayor and Council
 From: Jamie Holliday, Deputy Treasurer
 Date: April 7, 2020
 RE: 2019 Summary of Donation Request

BACKGROUND

At the March 3rd, 2020 Administration & Finance Executive Committee meeting, Administration was directed to assemble a listing of donation requests received in 2019.

Attached is the 2019 Summary of Donation Requests, which provides the following information:

- Requested By
- Event / Requested for
- Amount
- Approved: Yes or No
- History

As indicated on the summary, there are two requests that were made in 2019, but effect future years. Please consider if you would like to approve any of the requests in advance of receiving the letter of request. The intent is to save time at future Administration & Finance Executive Committee Meetings by providing Administration direction up front as to which organizations Council wishes to support for 2020.

RECOMMENDATION

The Administration & Finance Executive Committee recommends that Council allow administration to process all advertising as they deem it to be operational. All other requests will continue to come through the Committee for input.

Council Approval of This Report Will approve the Administration & Finance Executive Committee recommendation to allow administration to process all advertising as they deem it to be operational. All other requests will continue to come through the Committee for input.

**Town of Fort Frances
2019 Summary of Donation Request**

Requested By	Event / Requested	Amount	Approved: Yes or No	History
Diane Maxey - The Choraliers	Christmas performance	\$ 500.00	Yes	2017- 2019 Approved
Heart of the Continent Partnership (HOCP)	HOCP's voluntary annual dues	150.00	No	2016 - Approved, 2017-2019 Not Approved
Thunder Bay Regional Health Sciences Foundation	Pledge to bring a full cardiovascular surgery program to Thunder Bay	2,000.00		In Jan 2019 they requested a pledge of \$10,000 over 5 years. We sent a letter of support sent and consideration be given in 2020.
Rainy River District Music Festival Association	Festival of Performing Arts	100.00	Yes	Since 2005 it has bee approved
Ducks Unlimited Canada	Sponsorship partners in order to protect intact ecosystems, restore depleted landscapes, and conserve threatened resources	300.00 to 9,999.00	No	2019 was the first reuest from them that could be found for recent years.
Fort Frances High School	Graduation and chem free grad party	1,015.62	Yes	In the past Council has approved financial donations to the FFHS to offset their cost of the arena and auditorium rental fees and the Rainy River District School Board submitted an HST rebate for the FFHS Chem Free Grad rental expense.
Rainy River Vet Services Committee	Money goes towards the Vet Contract that they have, which provides service to all farmers	650.00	Yes	Annual contributions since 2002
The Watten Fire Department	Fundraising campaign	300.00	Yes	In the past the donation has been made. In 2019 it was approved and applied against the outstanding accounts receivable account with a follow up letter being sent
Tour De Fort	Sponsorship	500.00	Yes	In the past few years, the Town of Fort Frances was a Silver level sponsor in the amount of \$500.00. This provided 2 complementary tickets to the concert series.
Royal Canadian Legion Manitoba/NW Ontario Command	Advertising consideration	205.00	Yes	In 2016, Council received the request with no further action taken. In 2017 and 2018, an advertisement of 1/10 page (Business Card) size advertisement in the "Military Service Recognition Book" was approved.
93.1 the Border	"Congratulate the Graduates!"	225.00	No	We did not participate in 2018, but no report was found on this request. There is a similar Holiday greeting which Council typically participates in at the lowest package price.
Fort Frances Lakers'	Dudley Hewitt Cup Junior 'A' Championship	4,786.65	Yes	This request is for 2020 It was recommended to Council and approved the the requested items by providing a donation of the cost of ice time (\$4,786.65) to the Dudley Hewitt Cup Committee with the following caveat; should the Dudley Hewitt Cup Committee/Fort Frances Lakers realize a profit of greater than \$20,000 by hosting the tournament, then the committee will donate \$4,000 back to the Town to help with the cost of keeping the ice in for the additional time required to host the championship. Also, we ask that the Lakers assist with other revenue generation ideas during the weeks leading up to the Dudley Hewitt Cup.
Friends for the Fort Frances Museum	Fall Fundraiser Gala	300.00	Yes	In the past years, Council has authorized the purchase of 10 tickets. Tickets in 2019 were \$30 each
Crime Watch Canada	Sponsorship advertising	-	No	2019 was the first requested
93.1 the Border	Christmas and Happy New Year radio greetings	289.00	Yes	In 2019 it was approved to purchase the 30 - 15 second Holiday Greeting to be aired on 93.1 the Border from December 9 to 29, 2019 at a cost of \$289.00 plus HST. In the past Council has chosen the lowest cost package, but it was at a cost of \$249 last year for 26 spots.
Fort Frances Curling Club	Platinum financial sponsorship via the use of the 52 Canadians Arena for the duration of the event,		Yes	It is not typical for Council to approve a no fee sponsorship, but rather provide a donation towards the event for the consideration of the fee we charge. The CSEC will be considering the lost revenue and the impact on the other users of the facility, in addition to the additional costs relating to an event of this caliber. It was recommended and approved to support the Fort Frances Curling Club's bid proposal to host the Men's and Women's Provincial combined event January 25-31, 2021 at the 52 Arena. Further discussions regarding financial sponsorship will be discussed if the Fort Frances Curling Club is successful in their bid.



**ADMINISTRATION & FINANCE DIVISION
TREASURY REPORT 2020/30**

TO: Mayor Caul & Members of Council
FROM: Dawn Galusha, Treasurer
DATE: April 7, 2020
SUBJECT: Ontario Regulation 284/09 – Budget Matters

BACKGROUND

The Town of Fort Frances is required under the Ontario Regulation 284/09 (O. Reg. 284/09) to report on whether amortization expenses, post employment benefits and solid waste landfill closure and post-closure expenses are included in the budget. The purpose of this report is to explain Ontario Regulation 284/09 and illustrate the impact on the 2020 budget if all these expenses had been included.

Accounting standards and reporting requirements changed dramatically in 2009, the most significant change being the introduction of tangible capital asset accounting. The accounting standards, however, do not require that budgets be prepared on the same basis. The Town of Fort Frances, like most municipalities, continues to prepare budgets based on the traditional cash basis.

For 2011 and subsequent years, the municipality or local board shall prepare a report about the excluded expenses and adopt the report by resolution before adopting a budget for that year that excludes from their estimated budget expense costs related to amortization expenses, post employment benefit expenses and solid waste landfill closure and post-closure expenses.

The regulation requires that the report contain information regarding:

- 1) An estimate of the change in the accumulated surplus of the municipality to the end of the year resulting from the exclusion of any of those expenses; and
- 2) An analysis of the estimated impact of the exclusion of any of those expenses on the future tangible capital asset funding requirements of the municipality.

Financial Impact

The Town of Fort Frances developed its 2020 Operating Budget excluding only amortization. The budget this year includes annual post-employment benefits for fire fighters and solid waste landfill closure and post-closure expenses.

- 1) The 2020 Operating Budget does not include expense for the amortization of its tangible capital assets estimated in the sum of \$4,800,000. However, the Capital budget includes Contributions from Reserve Funds in the amount of \$5,088,849 (\$5,601,097 less FGT \$512,248) for capital asset replacement as shown in ***Schedule 2*** attached to this report.

- 2) The 2020 Operating Budget includes the estimated cost of the post employment benefit expenses incurred in the current year for any retirees resulting from the 2011 firefighter arbitration award. The Town engages Morneau Shepell to provide a post-retirement non-pension benefits actuary report providing an accounting valuation. The post-retirement liability continues to be an unfunded liability.
- 3) The 2020 Operating budget includes the current year expense for landfill closure and post-closure expense, which is estimated at \$23,360. In 2012 EBA Engineering Consultants Ltd. completed a review of our landfill to determine the remaining life of the permitted landfill footprint and provided an update of the closure and post closure liabilities for the site. The Post Landfill Closure Reserve Fund as at December 31, 2019 was \$889,007.13 and estimated to have a closing balance of \$675,209.55 at December 31, 2020 due to the use of funds for Landfill site expansion activities.

Schedule 1 to this report provides an analysis of the impact on the 2020 Budget with the inclusion of the above noted expenses.

RECOMMENDATION

The Administration & Finance Executive Committee recommends that Council receive the Ontario Regulation 284/09 – Budget Matters disclosure report as presented for the 2020 Operating Budget.

Council Approval of This Report Will Agree to the recommendation of the Administration and Finance Executive Committee to receive the Ontario Regulation 284/09 disclosure report for the 2020 Operating Budget as presented.

Schedule 1
2020 BUDGET
PSAB 3150 RECONCILIATION

Revenues	
General Operating	\$21,636,427
Water Operating	2,930,271
Sewer Operating	2,728,201
Capital ⁵	13,894,519
	<hr/> 41,189,418
Less	
Transfers to Capital from other Funds ¹	5,088,849
Transfers to Capital from other Funds ¹	97,000
Transfers to Operating from other Funds ¹	-
Federal Gas Tax Recognized from Deferred Revenue	512,248
MTO Gas Tax Recognized from Deferred Revenue	-
Prior Year's Surplus	-
Proceeds from Long-Term Debt ²	-
Total Revenues	<hr/> \$35,491,321
Expenses	
General Operating	\$21,636,427
Water Operating	2,930,271
Sewer Operating	2,728,201
Capital	13,894,519
	<hr/> 41,189,418
Less	
Transfers from Operating to other (Reserve) Funds ³	1,911,795
Transfer from Water & Sewer to other Funds ³	372,691
Prior Year's Deficit	-
Capital Expenses	13,894,519
Debt Principal Repayments ⁴	346,917
Total Expenses	<hr/> \$24,663,496
Annual Surplus, before exclusion	\$10,827,825
Excluded Expenses	
Amortization of Tangible Capital Assets	4,800,000
Post Employment Benefits	-
Solid Waste Landfill Closure & Post-closure Expenses	-
Total Excluded exclusions	<hr/> \$4,800,000
Annual Surplus (Deficit), after excluded Expenses ⁵	\$6,027,825

NOTES

¹ Transfers from other funds represents transfers from Reserve Funds for Expenditures and is not considered a revenue source under accrual accounting

² Proceeds from debenture issued is a debt financing decision and is considered a liability and not a revenue source under accrual accounting

³ Transfers to other funds represents contributions to reserves and is not considered an expense under accrual accounting

⁴ Debt principal repayments are considered repayments of long-term liabilities and are not an expense under accrual accounting

⁵ Grant Revenue is recognized in year it is received. For 2020 many of the Capital Projects are funded via Grants and the amortization is recognized over the years to come. This creates a larger accrual based Surplus

Schedule 2

2020 BUDGET

Account Name	G/L Account #	Estimated Closing Balance December 31, 2019	Estimated 2020 Interest Earned	Estimated Contributions to Reserve Funds Based on 2020 Draft Budget	Estimated Reserve Cont'n to Capital/General Fund Based on 2020 Draft Budget	Estimated Reserve Fund Balance December 31, 2020
Museum Projects	30-002-0000-0810-20805	9,107.51	182.15			9,289.66
Handi-Transit MTO Gas Tax	30-002-0000-0810-20809	46,096.43	921.93			47,018.36
Children's Complex Projects	30-002-0000-0810-20811	67,753.07	1,355.06			69,108.13
Daycare/Tot Library Donations	30-002-0000-0810-20812	2,818.62	56.37			2,874.99
Parks & Cemeteries Projects	30-002-0000-0810-20823	42,221.28	844.43			43,065.71
Public Library & Technology Centre	30-002-0000-0810-20827	208,316.71	4,166.33			212,483.04
Sister Kennedy Centre Projects	30-002-0000-0810-20832	22,424.57	448.49			22,873.06
Post Landfill Closure	30-002-0000-0810-20851	764,180.93	15,283.62	49,245.00	(153,500.00)	675,209.55
Waterworks & Sanitary Sewer	30-002-0000-0810-20860	5,272,129.33	105,442.59	354,709.00	(1,393,392.00)	4,338,888.92
Watermeter Replacement	30-002-0000-0810-20870	115,996.99	2,319.94	17,982.00		136,298.93
Townshend Theatre	30-002-0000-0810-20871	117,917.72	2,358.35	8,550.00		128,826.07
Municipal Accommod. Tax Reserve Fund	30-002-0000-0810-20872	123,569.97	2,471.40	150,000.00		276,041.37
Corporate Vehicles/Equipment	30-002-0000-0810-20874	919,268.75	18,385.38	800,000.00	(1,236,603.00)	501,051.13
Corporate Building	30-002-0000-0810-20875	1,782,639.37	35,652.79	450,000.00	(358,054.00)	1,910,238.16
Corp. Projects Reserve	30-002-0000-0810-20876	2,445,655.37	48,913.11	454,000.00	(1,945,300.00)	1,003,268.48
Corporate Contingency	30-002-0000-0810-20877	1,319,603.08	26,392.06			1,345,995.14
Federal Gas Tax Reserve	30-002-0000-0810-20878	154,432.75	3,088.66	469,544.23	(512,248.00)	114,817.64
Modernization Reserve Fund	30-002-0000-0810-20879	701,337.41	14,026.75			715,364.16
Point Park Reserve Fund		-	-	1,396,296.00	(2,000.00)	1,394,296.00
Tax Rate Stabilization Reserve	30-002-0000-0810-20880	-	-			-
		14,115,469.86	282,309.40	4,150,326.23	(5,601,097.00)	12,947,008.49
Cemetery Fund Reserves	80-001-0000-0010-10044	1,049,213.52	20,984.27		(97,000.00)	973,197.79
Library Building	30-002-0000-0811-20828	359,851.64	7,197.03			367,048.67
		15,524,535.02	310,490.70	4,150,326.23	(5,698,097.00)	14,287,254.95

Point Park Reserve Fund- Note: When collected, the funds will be moved to reserves for future decisions



**ADMINISTRATION & FINANCE DIVISION
TREASURY REPORT 2020/29**

TO: Mayor Caul & Members of Council

FROM: Dawn Galusha, Treasurer

DATE: April 3, 2020

SUBJECT: Financial Assistance in Response to COVID-19

BACKGROUND

On March 16, 2020, the Town of Fort Frances issued a press release in response to COVID-19, in which all Town Facilities would be closed to the General Public until further notice. As the Water & Sewer and Tax bills were already mailed out with a due date of March 31, we received some phone calls asking how payments can be made. The Treasury staff advised that payments can be made on-line, at the bank or via the drop-box at the front doors of the Civic Centre. Anyone who inquired whether or not the Town was going to change the due dates or to waive interest on overdue accounts was told that the due dates have not changed and the By-Law currently states 1.25% interest will be charged on the first day of the month. As well we advised, if you can pay, we are suggesting that you do pay.

In reviewing the Taxes Receivable and Water & Sewer Receivable amounts as of April 1, 2020, we are seeing a similar trend to the prior year. It appears that based on the timing of this bill cycle, COVID-19 did not have a significant effect on our customers' ability to pay. That being said, the next cycle of Water & Sewer Bills will be due May 29 and our typical tax due dates are July 31 and August 31.

Some options to assist residents moving forward may be to change due dates, alleviate interest in future months by changing the by-laws to read a different interest rate, or to change the By-Law to allow the Treasurer to review the accounts on a case by case basis. In addition, with overdue accounts comes the actuality of turning off water to customers who are 2 bills or 4 months in arrears. We should also consider how to handle these and if we will extend this to a longer period during this time.

RECOMMENDATION

The Administration & Finance Executive Committee recommends changing the final tax billing due dates to August 31 and September 30. In addition, there was a recommendation to continue to bill Water & Sewer on schedule, but to amend By-law 16/06 to state that during the emergency declaration, Section 3.16- Notice of Disconnection will not be in force.

Council Approval of this Report will agree to the Administration & Finance Executive Committee to change the final tax billing due dates to August 31 and September 30. In addition, there was a recommendation to continue to bill Water & Sewer on schedule, but to amend By-law 16/06 to state that during the emergency declaration, Section 3.16- Notice of Disconnection will not be in force.

April 8, 2020

Report To: Mayor and Council

From: Travis Rob, Manager of Operations and Facilities

RE: Enrolment in the LAS Group Purchasing Program

The Town of Fort Frances has utilized AMO's business Services branch know as LAS (Local Authority Service) for a number of initiatives from Natural Gas procurement to sewer line warranty services. A new initiative by LAS, partnered with not only Ontario Municipalities, but municipalities and service organizations across Canada, is Municipal Group Purchasing.

This program takes items, both operating and Capital in nature, that municipalities use frequently and procures, through open and competitive bid processes, bulk purchasing discounts for their municipal clients. In addition to the discounted prices, the lengthy and time-consuming procurement process has been completed already reducing the work required by the Town to that of simple request for quotations. For example, recently a lawn tractor included in the 2020 Capital Budget, was ordered through the same local supplier at a discount of 18% off MSRP through this program. The Operations and Facilities Division is looking at ways that this program can be opened up to all aspects of our purchasing to see real savings to both operating items and capital purchases.

To be able to undertake this type of program, there will have to be an amendment to the Town's procurement policy, which is currently under administration's review, as our current policy is silent to this, and any type of group purchasing. LAS has generously provided some examples of other Ontario Municipalities wording to assist us in this change. Until we have made the amendment any purchases which would have been awarded through a tender procedure, will be brought through Council outlining the process used to secure the LAS group pricing and how those purchases align with the budget allocations as is commonplace when Town policies can not be followed.

Given that the Town of Fort Frances is an AMO member municipality already all that is required to enrol in this program is to execute a letter of understanding between the Town and LAS, copy of which is attached, and place specific wording on the Town's website under procurement, which the Town already has placed on its site due to the legacy enrolment in the LAS Natural Gas Procurement program.

As can be seen on the LAS letter of understanding the services are broadly categorized into 5 categories. Currently the Operations and Facilities Division is in discussions with industry contacts for all five of these categories, however at this time it is unknown if it will be possible for the Town to be able to take advantage of all of these programs due to limited availability of local suppliers. LAS is constantly updating and expanding their service providers so at this time, it makes sense to select all of the offerings as there is no formal commitment to proceed with any purchase through this program and if the programs expand to allow us to better take part we will be ready to do so.

Attached to this report is the current list of capital purchasing suppliers.

It is the recommendation of the Operations and Facilities Executive Committee that:

1. The Town of Fort Frances sign a letter of understanding with Local Authority Services (LAS) to take advantage of their Municipal Group Buying Program for all five of their current offerings,
2. The Town's procurement policy be amended in the near future to allow the Town to take advantage of these types of procurement solutions,
3. and that an authorizing by-law be prepared.

Respectfully Submitted



Travis Rob, P.Eng

Council approval of this report will agree with the recommendation of the Operations and Facilities Executive Committee that:

- 1. The Town of Fort Frances sign a letter of understanding with Local Authority Services (LAS) to take advantage of their Municipal Group Buying Program for all five of their current offerings,**
- 2. The Town's procurement policy be amended in the near future to allow the Town to take advantage of these types of procurement solutions,**
- 3. and that an authorizing by-law be prepared.**

Manager of Operations and Facilities

2020April8 LAS Gourp Buying Letter of Understanding.docx

CAPITAL PURCHASING PROGRAM

**The brands you trust.
Fully trade-compliant.**

LAS has formed a partnership with Sourcewell to help municipalities, schools, health, electrical and gas associations, irrigation districts, and non-profits work more efficiently. Our Capital Purchasing Program offers members hundreds of equipment choices – including graders, trucks, and supplies – spread over a wide range of established and trusted brands, all available at preferred pricing!

HOW IT WORKS

1. Post a Notice of Planned Procurement (NPP) to use the LAS cooperative purchasing program on your recognized electronic bid notification system.
2. Contact the vendor of your choice, requesting LAS / Sourcewell pricing.
3. Confirm your purchase with the LAS / Sourcewell contract number.

PROGRAM BENEFITS

- ◆ Fully compliant with the CFTA and CETA
- ◆ Tender process completed on your behalf, saving time and money
- ◆ Formal paper trail via LAS for purchase justification
- ◆ Transparent and consistent pricing
- ◆ Reduction of administrative hassle

[Learn more at:](#)





SELECT SUPPLIERS

Visit www.las.on.ca for a full list of suppliers.



CONTACT US

We're here to help!

Ainsley Murdock
Northern Ontario (Parry Sound/Nipissing)
Client Relations Manager
877.426.6527 ext. 203
amurdock@amo.on.ca

Tanner Watt
Southern Ontario
Municipal Energy Specialist
647-456-5516
ts Watt@amo.on.ca

Municipal Group Buying Program

Capital Purchasing Vendors List

February 2020







Contents

Agricultural Tractors with Related Equipment & Accessories	2
Class 6, 7, 8 Chassis and Related Equipment, Accessories, & Supplies	2
Heavy Construction Equipment with Related Accessories, Attachments, & Supplies	2
Fire Trucks, Fire Apparatus, & Related Accessories & Supplies.....	3
Mobile Refuse Collection Vehicles & Related Equipment, Accessories , and Services.....	3
Grounds Maintenance Equipment, Attachments, Accessories, & Related Services	4
Trailers with Related Equipment, Accessories and Supplies	4
Snow & Ice Handling Equipment, Supplies and Accessories	5
Roadway Maintenance – Sweepers/Vacuum Trucks.....	6
Roadway Maintenance – Equipment with Related Accessories & Attachments	6
Rental Equipment	7
Public Utility Maintenance Equipment with Related Accessories and Supplies.....	7
Medium Duty and Compact Construction & Maintenance Equipment.....	7
Fleet Management and Related Technology Solutions	7
Facility MRO, Industrial & Building Supplies, with Related Equipment.....	7
Athletic Equipment, Sports Facility Supplies, Playground Equipment.....	8
Surplus Auction Services with Related Solutions.....	9
Electrical Energy Power Generation with Related Parts Supplies & Services.....	9
Facility Security Equipment, Systems, and Services	9

Agricultural Tractors with Related Equipment & Accessories

Case New Holland	www.caseih.com agriculture.newholland.com	 
Deere and Company	www.deere.ca	

Class 6, 7, 8 Chassis and Related Equipment, Accessories, & Supplies

Kenworth Trucks	www.kenworth.com	
Navistar (International)	www.internationaltrucks.com	
Peterbilt	www.peterbilt.com	
Volvo Trucks	www.volvotrucks.com	

Heavy Construction Equipment with Related Accessories, Attachments, & Supplies

Bomag	www.bomag.com/ca-en/	
Case New Holland	www.casece.com construction.newholland.com	 
Caterpillar Inc.	www.cat.com	
Hyundai	www.hceamericas.com	
John Deere	www.deere.ca	
Komatsu Ltd.	www.komatsuamerica.com	
Volvo	www.volvoce.com	
Wirtgen	www.wirtgen-group.com	

Fire Trucks, Fire Apparatus, & Related Accessories & Supplies

E-ONE	www.e-one.com	
Maxi-Metal	www.maximetal.com	
Pierce	www.piercemfg.com	
Rosenbauer America	www.rosenbaueramerica.com	
Spartan Motors	www.spartanmotors.com	

Mobile Refuse Collection Vehicles & Related Equipment, Accessories , and Services

Cascade	www.cascadeng.com	
Curbtender	www.curbtender.com	
ESG-Heil Environmental	www.heil.com www.doveresg.com	
Labrie Enviroquip	www.labriegroup.com	
Marathon Equipment	www.marathonequipment.com	
McNeilus Truck	www.mcneilusco.com	
New Way Trucks	www.newwaytrucks.com	
Palfinger	www.palfinger.com/en-ca	
Pac-Mac (Div. of Hol-Mac)	www.hol-mac.com	
Schaefer Systems	www.ssi-schaefer.com/en-ca	
Wastequip	www.wastequip.com	

Grounds Maintenance Equipment, Attachments, Accessories, & Related Services

Ariens Gravely	www.ariens.com/en-ca www.gravely.com	
Bandit Industries Inc.	www.banditchippers.com	
Deere & Company	www.deere.ca	
Diamond Mowers	www.diamondmowers.com	
Exmark Manufacturing	www.exmark.com	
Jacobsen	www.jacobsen.com	
Morbark	www.morbark.com	
Schulte Ind.	www.schulte.ca	
The Toro Company	www.toro.com/en-ca	
Venture Products Inc.	www.ventrac.com	
Vermeer	www.vermeer.com	

Trailers with Related Equipment, Accessories and Supplies

Felling Trailers	www.felling.com	
Globe Trailers	www.globetrailers.com	
Towmaster Trailers	www.towmaster.com	
Trail King	www.trailking.com	

Snow & Ice Handling Equipment, Supplies and Accessories

Buyers Products	www.buyersproducts.com	
Bonnell Industries Inc.	www.bonnell.com	
Epoke Canada	www.epokena.com/epoke-canada/	
Everest Equipment Co.	www.everestequipment.com	
Fair Manufacturing	www.fairmfg.com	
Fisher	www.fisherplows.com	
Henderson Products	www.hendersonproducts.com	
Henke Manufacturing	www.henkemfg.com	
HLA Snow/Horst Welding	www.hlasnow.com	
JA Larue	www.jalarue.com	
J&J Truck Bodies & Trailers	www.jjbodies.com	
Monroe Truck Equipment	www.monroetruck.com	
R.P.M. Tech Inc.	www.grouperpmtech.com	
SnowEx	www.snowexproducts.com	
Swenson Products	www.swensonproducts.com	
Viking Cives Ltd.	www.vikingcives.com	
Wausau Equipment Company	www.wausauequipment.com	

Western Products

www.westernplows.com

Roadway Maintenance – Sweepers/Vacuum Trucks

Elgin Sweeper Company

www.elginsweeper.com

Global Env. Prod.

www.globalsweeper.com

Schwarze Industries

www.schwarze.com

Sewer Equipment

www.sewerequipment.com

TYMCO Sweepers

www.tymco.com

Vacall

www.vacall.com

Vac-Con

www.vac-con.com

Roadway Maintenance – Equipment with Related Accessories & Attachments

Alamo Group/ Terrain King

www.alamo-group.com

Bergkamp Inc.

www.bergkampinc.com

Crafco

www.crafco.com

Falcon Road Maintenance

www.falconrme.com

Tiger Corporation

www.tigermowers.com

VT Leeboy, Inc.

www.leeboy.com

Weiler

www.weilerproducts.com

Rental Equipment

United Rentals

www.unitedrentals.com

Public Utility Maintenance Equipment with Related Accessories and Supplies

Altec Industries

www.altec.com/canada/

Ditch Witch

www.ditchwitch.com

Elliott Equipment Company

www.elliottequip.com

Terex Corporation

www.terex.com

Thompson Pump

www.thompsonpump.com

Vermeer

www.vermeer.com

Medium Duty and Compact Construction & Maintenance Equipment

Gradall Industries

www.gradall.com

JCB

www.jcb.com

Wacker Neuson

www.wackerneuson.com/en/ca/

Fleet Management and Related Technology Solutions

Gilbarco (Gasboy)
with MI Petrowww.gilbarco.com
www.mipetrogroup.com

Facility MRO, Industrial & Building Supplies, with Related Equipment

Acklands Grainger

www.agi.ca

Fastenal Company

www.fastenal.ca

Motion Industries

www.motioncanada.ca

Athletic Equipment, Sports Facility Supplies, Playground Equipment

Astroturf

www.astroturf.com

Becker Arena Products

www.beckerarena.com

Connor Sport Court Gerflor

www.connorsports.com

Daktronics

www.daktronics.com

Fieldturf

www.fieldturf.com

Landscape Structures

www.playlsi.com

Little Tykes Commercial

www.littletykescommercial.ca

Mats Inc.

www.matsinc.com

Nevco

www.nevco.com

Robbins Inc.

www.robbinsfloor.com

Rubber Recycle, LLC

www.rubbermulch.com

Shaw Sports Turf

www.shawinc.com



Spohn Ranch, Inc.

www.spohnranch.com




Zamboni

www.zamboni.com



Surplus Auction Services with Related Solutions

GovDeals	www.govdeals.ca	
Ritchie Bros.	www.ritchiebros.com	

Electrical Energy Power Generation with Related Parts Supplies & Services

Caterpillar, Inc. Alternative Energy	www.toromont.com	
Cummins Inc.	www.cummins.com/generators	
Kohler Co.	www.kohlerpower.com	

Facility Security Equipment, Systems, and Services

Johnson Controls, Inc. (Security, Fire, BAS)	www.johnsoncontrols.com	
Siemens Canada	www.siemens.com	

April 6, 2020

Report To: Mayor and Council

From: Aaron Bisson, Manager of Recreation and Culture

RE: Rainy Lake Gymnastics Academy Request

The Rainy Lake Gymnastics Academy has requested to expand their programming to six days per week and be the sole tenant of the auditorium in the Memorial Sports Center. Currently we have two tenants in the Auditorium for the period the gymnastics club is requesting to be the only tenant. The Town will work with both parties to try and find a suitable compromise.

Recommendation

The Community Service Division recommends to Mayor & Council to continue with the current agreement and look for a suitable compromise for both parties.

Respectfully Submitted,

Aaron Bisson

Aaron Bisson
Manager of Recreation and Culture

<p>Council approval of this report will agree to the recommendation of the Community Services Executive Committee to continue with the current agreement and look for a suitable compromise.</p>

March 16, 2020

Report To: Mayor and Council

From: Aaron Bisson, Manager of Recreation and Culture

RE: Policy Number 2.5 Facility Rental Amendment

We are proposing additional wording be added to the facility rental policy to better align with tournament bookings and playoff formats. Tournaments and playoff games offer different situations than regular ice and thus we should have specific wording that reflects the special circumstances around these bookings. We are proposing the following additions to our Policy number 2.5 Facility Rental.

4.A.iv (a) Tournament Ice must be booked by September 15th for October, November and December Tournaments, and by December 15th for January, February, and March. Tournament Ice time will be allowed to be cancelled or modified up to two weeks prior to the date of the event.

4.A.iv (b) Playoff ice must be booked by December 15th for playoffs. Playoff ice will be booked for the entire possible number of games required. There will be no additional charge to cancel playoff ice due to the conclusion of the series in a smaller number of games than originally scheduled for.

The above additions to our policy will allow the user groups time to adapt and plan their tournaments appropriately and not cause any undue financial harm to the tournaments and user groups if the number of teams attending the tournament is different from the amount they expected much earlier in the year.

Recommendation

The Community Service Division recommends to Mayor & Council to accept the new additions to Policy number 2.5 as presented.

Respectfully Submitted,



Aaron Bisson
Manager of Recreation and Culture

<p>Council approval of this report will agree to the recommendation of the Community Services Executive Committee to update Policy Number 2.5 as outlined in this report.</p>
--

March 16, 2020

Report To: Mayor and Council

From: Aaron Bisson, Manager of Recreation and Culture

RE: FFGMH Tournament Ice

Fort Frances Girls Minor Hockey has asked for some consideration on Tournament Ice time that they had booked during a tournament they held in February 2020. In early December 2019 they had emailed the Memorial Sports Center Receptionist requesting an additional 15 hours of Ice Time to accommodate their tournament. The Memorial Sports Center Receptionist replied to the email with the dates and times of the hours she added to their tournament ice. A new permit was made up and sent to the scheduler for signing.

Currently under our policies no changes can be made to ice permits including tournament ice for January, February, and March 2020 after December 15, 2019. We are in the process of proposing an amendment to our policies to allow for tournament ice to be changed up to two weeks before a tournament is scheduled. It has been indicated by many user groups that there are several factors that can affect a tournament up to two weeks prior to the tournament beginning.

Fort Frances Girls Minor Hockey would still be required to pay for their additional 15 hours under the new proposed policy. The additional ice was requested to be cancelled one day before the tournament was scheduled to begin.

A fair resolution would be to allow the 15 hours of ice time to be used the first four weeks of our Ice in during the fall of 2020 to minimize the impact to the organization. We need to follow our policies while also considering our valued users.

Recommendation

The Community Service Division recommends to Mayor & Council the 15 hours to be used during the first four weeks of Ice in during the fall of 2020, at no additional cost to Fort Frances Girls Minor Hockey Association.

Respectfully Submitted,



Aaron Bisson
Manager of Recreation and Culture

Council approval of this report will agree to the recommendation of the Recreation and Culture Manager to allow the Fort Frances Girls Minor Hockey Association to use the 15 hours during the first four weeks of Ice in for Fall 2020.

April 8, 2020

Report To: Mayor and Council

From: Travis Rob, Manager of Operations and Facilities

RE: 2019 Drinking Water System Annual Report – Schedule 22

Administration is required to present to Council (owner) the 2019 Schedule 22 Summary Report prior to the March 31, 2020 deadline. Please find attached the Administration Report prepared by Craig Miller, Environmental Superintendent outlining the 2019 Schedule 22 Summary Report for the Town's Large Residential Drinking Water System. The entire Schedule 22 Summary Report is attached for your review and acceptance. With the impacts seen by Municipalities from the COVID-19 outbreak, the Ministry of Environment Conservation and Parks has granted the Town of Fort Frances an extension for the submission of their 2019 report.

Also attached to the administration report prepared by Craig Miller outlined in appendix "D" is the MOE 2019/20 Drinking Water Inspection Report from their "announced focused" inspection, which was conducted on January 16 and 17, 2020. There were three areas of non-compliance found during this inspection which were all minor in nature.

1. During the replacement of Fire Hydrants by Bay City Contractors in 2019, the field inspectors log did not note specifically that the parts were disinfected prior to installation.
2. On two dates in 2019, the chlorine residual taken from the water tower was not noted in the logbook.
3. On various dates, two Operators in Charge (OIC) for the water distribution system were noted in the logbook, when more than one OIC is listed, each needs to have documented specific areas of responsibility. These areas had not been documented as required.

In addition, the Ministry suggested areas where the Town could change processes or equipment to better meet the regulations or provide better and clearer documentation and these are being considered by the Operations and Facilities Division at this time. Overall the Town water system scored a 91.7% for the 2019 year.

Further, I would like to acknowledge all the efforts and hard work of the following staff members during this period; Craig Miller Environmental Superintendent, Randy White (retired) – Overall Responsible Operator, Brad Webb – Overall Responsible Operator, Senior Water Treatment Plant (WTP) Operator, Paul Lemesurier – Water System Operator, Greg Wiedenhoeft -Water Treatment Operator in Charge, Jay Bruyere – Water System Operator, Brian Patterson – Water System Operator, Joel Nicolay – Water System Operator in Training (OIT), and Eric Gustafson – Water System Operator in Training (OIT) to ensure that all consumers connected to the Town's drinking water system receive outstanding potable water at all times. Please keep up the good work.

The 2019 Schedule 22 (Compliance) Summary Report will be available for inspection or review by any member of the public at the Water Treatment Plant or the Public Works Office during regular business hours without charge. Also, a copy of the report will be forwarded to Couchiching First Nations, the Walleye Trailer Park and the Lakeview Trailer Park as required by the regulations; and finally a copy of the report will be posted on the Town's website.

The Operations and Facilities Executive Committee recommends the following;

1. That Council accepts the 2019 Schedule 22 Annual Summary Report and that a separate resolution be prepared.
2. That the 2019/2020 MOE “Announced Focused” Inspection Report of the Town’s water system be reviewed and accepted by Council.
3. That at this time, the staff of the drinking water system should be acknowledged for all their effort and hard work to ensure that all consumers connected to the Town’s water system receive outstanding water. Please keep up the good work.

Respectfully Submitted



Travis Rob, P.Eng

Manager of Operations and Facilities

Council approval of this report will ensure:

1. That Council accepts the 2019 Schedule 22 Annual Summary Report and that a separate resolution be prepared.
2. That the 2019/2020 MOE “Announced Focused” Inspection Report of the Town’s water system be reviewed and accepted by Council.
3. That at this time, the staff of the drinking water system should be acknowledged for all their effort and hard work to ensure that all consumers connected to the Town’s water system receive outstanding water. Please keep up the good work.

2020March23 Schedule 22 Report.docx



March 10, 2020

Report To: Travis Rob, P.Eng., Manager of Operations & Facilities

From: Craig Miller, P.Eng., Environmental & Facilities Superintendent

**SUBJECT: Fort Frances Drinking Water System
2019 Annual Summary Report (O. Reg. 170/03, Schedule 22)**

and

Ministry of the Environment Inspection Report – 2019/2020

As a requirement of Ontario Regulation 170/03 Schedule 22, the Owner of the Drinking Water System (The Town of Fort Frances) shall prepare a report for the preceding calendar year and give to the members of council no later than March 31. The report is to list the requirements of the Act, regulation, system's approval, drinking water works permit, municipal drinking water licence and any orders applicable to the drinking water system that were not met and what duration/measures were taken to correct the failure during this period. The report is also to include a summary of the quantities and flow rates and compare them to the rated capacity and flow rates approved in system's approval, drinking water works permit or municipal drinking water licence.

The attached Schedule 22 Summary Report identifies the above and includes the findings of the MOECC Drinking Water Inspection Report from the Ministry inspection conducted January 16th and 17th, 2020.

Once approved by council, a copy of the summary report will be sent to the Owners that connected to and receive drinking water for the Town system. Finally, a copy of the report will be posted on the Town's website for public viewing.

Respectfully submitted,

Craig Miller, P.Eng.
Environmental Superintendent



FORT FRANCES DRINKING WATER SYSTEM

Large Municipal Residential Drinking Water System

(O. Reg. 170/03 - SCHEDULE 22)

ANNUAL SUMMARY REPORT

For the period of

JANUARY 01, 2019 TO DECEMBER 31, 2019

DRINKING WATER SYSTEM #220000978

Prepared by: Craig Miller, P.Eng.

TABLE OF CONTENTS

1.0	Description	Page 3
2.0	General Overview	Page 3
3.0	Legislative Requirements	Pages 4 - 6
4.0	System Approvals	Page 6
5.0	Failure to Meet Requirements (Non-Compliance Issues)	Pages 6 - 7
6.0	Quantity and Flow Data (2019)	Pages 8 – 10

Appendices:

Appendix "A"	- Municipal Drinking Water License
Appendix "B"	- Drinking Water Works Permit
Appendix "C"	- Permit to Take Water
Appendix "D"	- Drinking Water System Inspection Program (2019 – 2020 Inspection Report)

List of References

1.0 **Description**

This is the summary report for the Fort Frances Drinking Water System, as required by Schedule 22 of O. Reg. 170/03, as amended, Summary Reports for Municipalities. For the purposes of the regulation, the Fort Frances Drinking Water System is considered to be a large municipal residential system.

2.0 **General Overview**

The reporting period for this report is January 01 to December 31, 2019.

During the reporting period, the Fort Frances Drinking Water System was operated pursuant to the legislative, system approval, license and permits listed below:

1. Municipal Drinking Water License (MDWL) No. 224-101, Issue Number: 2, issued May 13, 2016;
2. Drinking Water Works Permit (DWWP) No. 224-201, Issue Number 2: issued May 13, 2016;
3. Safe Drinking Water Act, 2002;
 - O. Reg. 170/03 Drinking Water Systems
 - O. Reg. 128/04 Certification of Drinking Water Operators and Water Quality Analysts
 - O. Reg. 169/03 Ontario Drinking Water Quality Standard
 - O. Reg. 188/07 Licensing of Municipal Drinking Water Systems
4. Ontario Water Resources Act;
 - O. Reg. 387/04 Taking of Water and Transfer
 Permit to Take Water No. 3258-AE6PEM, issued September 27, 2016.

The DWWP and MDWL were issued in accordance with Sections 40 and 44, respectively of the Safe Drinking Water Act (SDWA), 2002. The issuance of the DWWP and MDWL replaces the previously required Certificate of Approval.

The Fort Frances Water Treatment Plant is designated a Class 3 Water Treatment Facility and the Water Distribution System as a Class 2 Water Distribution System. They are referenced through the Ministry of the Environment as Drinking Water System Number 220000978.

The summary report is required to provide the following:

1. A list of any instances when the system failed to meet the requirements of the Safe Drinking Water Act, the regulations, the system's approval, MDWL, DWWP and any order;
2. Descriptions of the measures that were taken to correct the failure;
3. A summary of the quantities and flow rates of water supplied during the reporting period;
4. The monthly average and maximum instantaneous flow rates;
5. A comparison of the data summarized above to the rated capacities and flow rates in the system's approval and/or MDWL.

3.0 **Legislative Requirements**

Safe Drinking Water Act, 2002 (SDWA):

Every owner of a municipal drinking-water system or a regulated non-municipal drinking-water system and, if an operating authority is responsible for the operation of the system, the operating authority for the system shall ensure the following:

1. That all water provided by the system to the point where the system is connected to a user's plumbing system meets the requirements of the prescribed drinking-water quality standards.
2. That, at all times in which it is in service, the drinking-water system,
 - i. is operated in accordance with the requirements under this Act,
 - ii. is maintained in a fit state of repair, and
 - iii. satisfies the requirements of the standards prescribed for the system or the class of systems to which the system belongs.
3. That the drinking-water system is operated by persons having the training or expertise for their operating functions that is required by the regulations and the license or approval issued or granted for the system under this Act.
4. That all sampling, testing and monitoring requirements under this Act that relate to the drinking-water system are complied with.
5. That personnel at the drinking-water system are under the supervision of persons having the prescribed qualifications.
6. That the persons who carry out functions in relation to the drinking-water system comply with such reporting requirements as may be prescribed or that are required by the conditions in the license or approval issued or granted for the system under this Act.

Ontario Regulation 170/03:

(Amendment O. Reg. 185/18, March 27, 2018 to Current)

(Amendment O. Reg. 509/17, December 15, 2017 to March 26, 2018)

Etc.

The Town of Fort Frances Drinking Water System is categorized as a Large Municipal Residential System; serves a major residential development and serves more than 100 private residences. For this system the regulation requires that:

The owner of a drinking-water system shall ensure that, not later than March 31 of each year, a report is prepared for the preceding calendar year and is given to,

- (a) in the case of a drinking-water system owned by a municipality, the members of the municipal council;
- (b) in the case of a drinking-water system owned by a municipal service board established under section 195 of the *Municipal Act, 2001*, the members of the municipal service board; or
- (c) in the case of a drinking-water system owned by a corporation, the board of directors of the corporation.

The report must,

- (a) list the requirements of the Act, the regulations, the system's approval, drinking water works permit, municipal drinking water license and any orders applicable to the system that were not met at any time during the period covered by the report; and
- (b) for each requirement referred to in clause (a) that was not met, specify the duration of the failure and the measures that were taken to correct the failure.

The report must also include the following information for the purpose of enabling the owner of the system to assess the capability of the system to meet existing and planned uses of the system:

1. A summary of the quantities and flow rates of the water supplied during the period covered by the report, including monthly average and maximum daily flows.
2. A comparison of the summary referred to in paragraph 1 to the rated capacity and flow rates approved in the system's approval, drinking water works permit or municipal drinking water license or if the system is receiving all of its water from another system under an agreement to the flow rates specified in the written agreement.

If a report is prepared for a system that supplies water to a municipality under the terms of a contract, the owner of the system shall give a copy of the report to the municipality by March 31.

Ontario Regulation 128/04:

(Certification of Drinking Water Operators and Water Quality Analysts)

This Regulation establishes the training and certification requirements that must be satisfied by certified operators and water quality analysts.

Every operator is required to complete the required training hours within the three-year operator certificate renewal period. Operator training consists of the following:

- a) Water Treatment Plant (Class 3): 42 hours of Ministry of the Environment's "Director Approved" class room training, plus 78 hours of On-the-job practical training.
- b) Water Distribution System (Class 2): 36 hours of Ministry of the Environment's "Director Approved" class room training, plus 69 hours of On-the-job practical training.

During the reporting period January 1, 2019 to December 31, 2019, all the Town's drinking water operators held a valid operator certificate in compliance with O. Reg. 128/04, made under the Safe Drinking Water Act.

Ontario Regulation 169/03:

(Ontario Drinking Water Quality Standards - ODWQS)

This Ontario Drinking Water Standard (ODWQS) identifies the minimum level of drinking water acceptable for human consumption.

The Town of Fort Frances assesses the acceptability of water through compliance with the following standards:

- Schedule 1. Microbiological Standards
- Schedule 2. Chemical Standards
- Schedule 3. Radiological Standards

As this Regulation indicates the minimum standard, exceedance of these values represents the point of which adverse reporting comes into effect.

Ontario Regulation 188/07:*(Licensing of Municipal Drinking Water Systems)*

The Safe Drinking Water Act, 2002 requires Owners and Operating Authorities of municipal residential drinking water systems to have an accredited Operating Authority. In order to become accredited, an Operating Authority must establish and maintain a Quality Management System (QMS). Minimum requirements for the QMS are specified within the Drinking Water Quality Management Standard (DWQMS). Ontario Regulation 188/07 of the SDWA has been established to aid licensing of municipal drinking water systems.

Ontario Water Resources Act, R.S.O. 1990, c. O.40:**Ontario Regulation 387/04:***(Water Taking and Transfer)*

The Ontario Water Resources Act requires Owners and Operating Authorities of municipal residential drinking water systems to obtain a Permit to Take Water. The Permit Holder, The Corporation of the Town of Fort Frances, shall comply with the terms and conditions specified within the permit. On September 27, 2016 the Ministry of the Environment and Climate Change issued the Town a new permit, Permit No. 3528-AE6PEM. This permit will expire on September 27, 2026.

4.0 System Approvals – (Current)

The following outlines the current water system Approvals during the 2019 reporting period:

- Municipal Drinking Water License (No. 224-101), Issue Number: 2: Issued May 13, 2016.
- Drinking Water Works Permit (No. 224-201), Issue Number: 2: Issued May 13, 2016.
- Permit to Take Water: Permit Number 3528-AE6PEM: Issued September 27, 2016.

5.0 Failure to Meet Requirements (Non-compliance Issues)

The following is a list of instances when the system failed to meet the requirements of the Act, legislative, the system's approval, MDWL, DWWP or any order that has been issued.

Non-Compliance with Ontario Regulation:**Ontario Regulation 170/03:**

There were two incidences of non-compliance with the Terms and Conditions of Ontario Regulation 170/03 during this reporting period.

On July 5, 2019 and December 28, 2019, chlorine residuals were not recorded at the water tower per O.Reg. 170/03, Section 7-2(3).

Ontario Regulation 128/04:*(Certification of Drinking Water Operators and Water Quality Analysts)*

There was an incident of non-compliance with the Terms and Conditions of Ontario Regulation 128/04 during this reporting period.

The water distribution system logbook recorded more than one OIC during the same operating shifts.

Ontario Regulation 169/03:*(Ontario Drinking Water Standards - ODWQS)*

There were one incident of non-compliance with the Terms and Conditions of Ontario Regulation 169/03 during this reporting period.

The drinking water system has one (1) adverse water quality incident for total coliforms (recorded in the Ministry's database as AWQI #144882) on February 27, 2019. All reporting and corrective actions were met, as specified by the Ministry and Health Unit.

Ontario Regulation 188/07:*(Licensing of Municipal Drinking Water Systems)*

There were no incidences of non-compliance with the Terms and Conditions of Ontario Regulation 188/07 during this reporting period.

****New Municipal Drinking Water License and Drinking Water Works Permit received May 13, 2016.**

Non-Compliance with the Municipal Drinking Water License (MDWL) No. 224-101 and Municipal Water Works Permit (MWWP) No. 224-201:

There was one incident of non-compliance with the Terms and Conditions of the MWWP during this period.

In accordance with MWWP #224-201, Schedule B, Condition 2.3, the Ministry could not confirm that the appropriate disinfection procedure was followed by Bay City Contracting during the installation of a fire hydrant as part of the distribution system.

Non-Compliance with the Permit to Take Water No. 3528-AE6PEM:

There were no incidences of non-compliance with the Terms and Conditions of the Permit to Take Water during this reporting period.

Provincial Orders:

No Orders have been issued by the Ministry of the Environment with respect to municipal drinking water system during this reporting period.

Further to the Inspection Report, the Ministry has established an inspection compliances risk framework based on the principles on the Inspection, Investigation & Enforcement Secretariat and advice in internal/external risk experts. The Inspection Rating for the Town of Fort Frances Drinking Water System scored 91.70%.

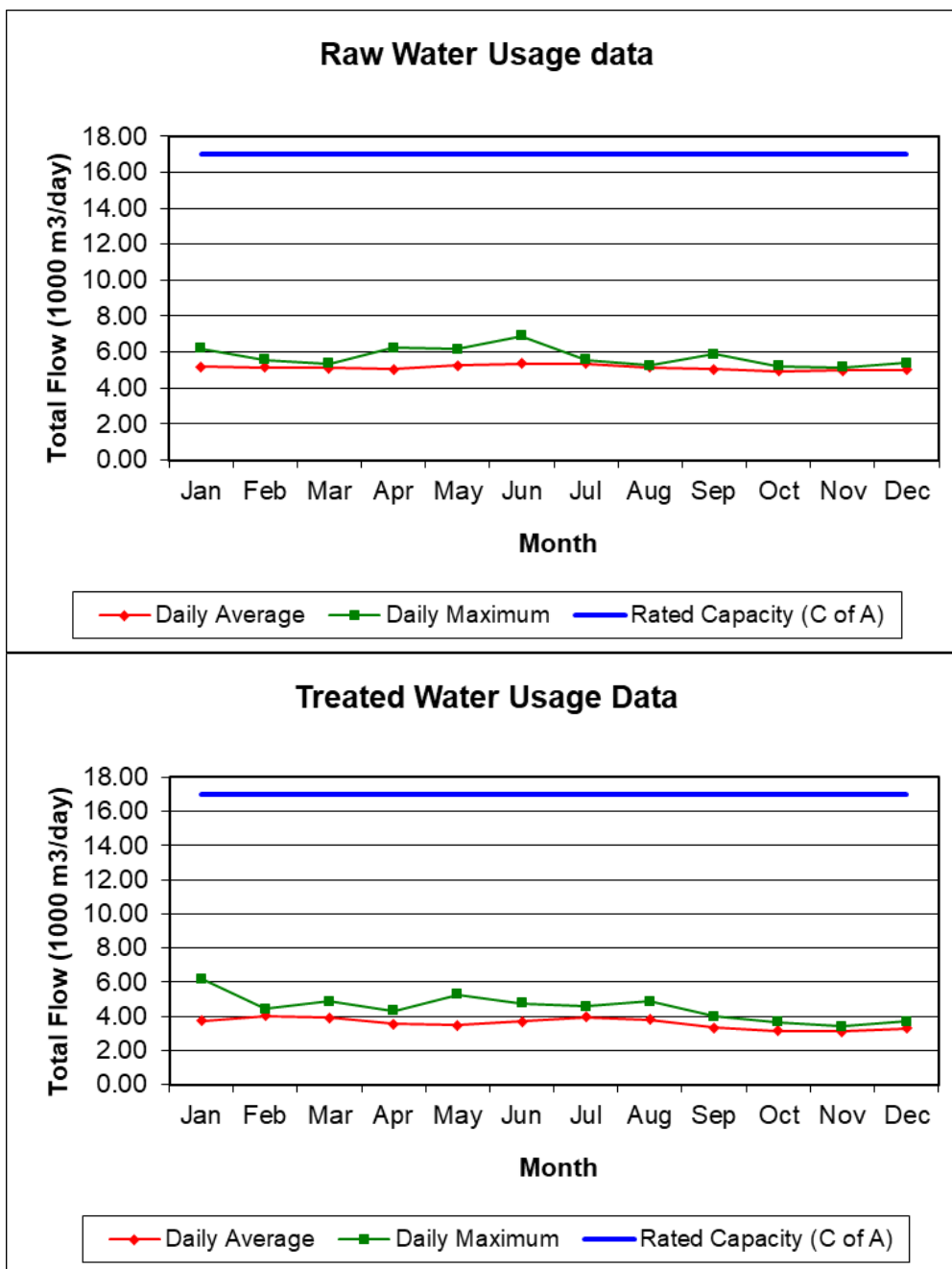
6.0 Quantity and Flow Data (2019)

The following tables and graphs indicate the quantities and flow rates of water taken and produced during the reporting period, including monthly average flows, maximum daily flows and total monthly volumes.

Table 1 - RAW WATER USAGE - 2019				
Month	Total Flow 1000 m³ / month	Average Daily Flow 1000 m³ / day	Maximum Daily Flow 1000 m³ / day	Max Daily Design Capacity 1000 m³ / day
January	160.76	5.19	6.20	17
February	144.63	5.17	5.56	17
March	158.98	5.13	5.38	17
April	146.84	4.89	6.22	17
May	162.71	5.25	6.18	17
June	161.22	5.37	6.91	17
July	165.90	5.35	5.57	17
August	159.47	5.14	5.26	17
September	151.48	5.05	5.89	17
October	153.30	4.95	5.22	17
November	149.02	4.97	5.17	17
December	155.25	5.01	5.41	17
Annual Totals	1869.56	5.36		

Table 2 - TREATED WATER USAGE - 2019				
Month	Total Flow 1000 m³ / month	Average Daily Flow 1000 m³ / day	Maximum Daily Flow 1000 m³ / day	Max Daily Design Capacity 1000 m³ / day
January	111.38	3.71	6.20	17
February	112.42	4.02	4.43	17
March	121.38	3.92	4.88	17
April	106.27	3.54	4.33	17
May	104.54	3.48	5.26	17
June	110.86	3.70	4.76	17
July	122.36	3.95	4.56	17
August	118.25	3.81	4.88	17
September	100.16	3.34	3.99	17
October	97.64	3.15	3.65	17
November	92.82	3.09	3.41	17
December	102.22	3.30	3.68	17
Annual Totals	1300.30	3.58		

Comparison of Flow Summary to Rated Capacity



The **Permits to Take Water #3528-AE6PEM** (Issued September 27, 2016) allows the municipality to draw 17,000 m³/day at a maximum flow rate of 12,000 L/min. from its raw water source. As indicated from the charts and tables above, the maximum daily flow of raw water in 2019 was 6,910 m³/day, which is 40.6% of the maximum allowable flow rate.

In accordance with the Municipal Drinking Water License No. 224-201, the Town of Fort Frances Drinking Water System shall not be operated to exceed the rated capacity of 17,000 m³/day on any calendar day, conveyed from the treatment system to the distribution system. The highest single day treated flow in 2019 was 6,200 m³/day, which is 36.5% of the plant's maximum capacity.

There were no instances of treated water flows exceeding the rated capacity as stated in the Municipal Drinking Water Licence during the reporting period of January 1 to December 31, 2019.

Appendix "A"

MUNICIPAL DRINKING WATER LICENCE
License Number: 224-101
Issue Number: 2



MUNICIPAL DRINKING WATER LICENCE

Licence Number: 224-101

Issue Number: 2

Pursuant to the *Safe Drinking Water Act*, 2002, S.O. 2002, c. 32, and the regulations made thereunder and subject to the limitations thereof, this municipal drinking water licence is issued under Part V of the *Safe Drinking Water Act*, 2002, S.O. 2002, c. 32 to:

The Corporation of the Town of Fort Frances

**320 Portage Avenue
Fort Frances, ON
P9A 3P9**

For the following municipal residential drinking water system:

Fort Frances Drinking Water System

This municipal drinking water licence includes the following:

Schedule	Description
Schedule A	Drinking Water System Information
Schedule B	General Conditions
Schedule C	System-Specific Conditions
Schedule D	Conditions for Relief from Regulatory Requirements
Schedule E	Pathogen Log Removal/Inactivation Credits

DATED at TORONTO this 13th day of May, 2016

Signature

Indra R. Prashad, P.Eng.
Director
Part V, *Safe Drinking Water Act*, 2002

Schedule A: Drinking Water System Information

System Owner	The Corporation of the Town of Fort Frances
Licence Number	224-101
Drinking Water System Name	Fort Frances Drinking Water System
Schedule A Issue Date	May 13th, 2016

The following information is applicable to the above drinking water system and forms part of this licence:

Licence

Licence Issue Date	May 13th, 2016
Licence Expiry Date	May 12th, 2021
Application for Licence Renewal Date	November 12th, 2020

Drinking Water Works Permit

Drinking Water System Name	Permit Number	Issue Date
Fort Frances Drinking Water System	224-201	May 13th, 2016

Permits to Take Water

Water Taking Location	Permit Number	Issue Date
Rainy River	7280-6UAMD9	October 05, 2006

Financial Plans

The Financial Plan Number for the Financial Plan required to be developed for this drinking water system in accordance with O. Reg. 453/07 shall be:	224-301
Alternately, if one Financial Plan is developed for all drinking water systems owned by the owner, the Financial Plan Number shall be:	224-301A

Accredited Operating Authority

Drinking Water System or Operational Subsystems	Accredited Operating Authority	Operational Plan No.	Operating Authority No.
Fort Frances Drinking Water System	The Corporation of the Town of Fort Frances	224-401	224-OA1

Schedule B: General Conditions

System Owner	The Corporation of the Town of Fort Frances
Licence Number	224-101
Drinking Water System Name	Fort Frances Drinking Water System
Schedule B Issue Date	May 13th, 2016

1.0 Definitions

1.1 Words and phrases not defined in this licence and the associated drinking water works permit shall be given the same meaning as those set out in the SDWA and any regulations made in accordance with that act, unless the context requires otherwise.

1.2 In this licence and the associated drinking water works permit:

“adverse effect”, **“contaminant”** and **“natural environment”** shall have the same meanings as in the EPA;

“alteration” may include the following in respect of this drinking water system:

- (a) An addition to the system,
- (b) A modification of the system,
- (c) A replacement of part of the system, and
- (d) An extension of the system;

“compound of concern” means a contaminant that, based on generally available information, may be emitted from a component of the drinking water system to the atmosphere in a quantity that is significant either in comparison to the relevant point of impingement limit or if a point of impingement limit is not available for the compound, then based on generally available toxicological information, the compound has the potential to cause an adverse effect as defined by the EPA at a point of impingement;

“Director” means a Director appointed pursuant to section 6 of the SDWA for the purposes of Part V of the SDWA;

“drinking water works permit” means the drinking water works permit for the drinking water system, as identified in Schedule A of this licence and as amended from time to time;

“emission summary table” means the table that was prepared by a Professional Engineer in accordance with O. Reg. 419/05 and the procedure document listing the appropriate point of impingement concentrations of each compound of concern emitted from a component of the drinking water system and providing comparison to the corresponding point of impingement limit;

“EPA” means the *Environmental Protection Act*, R.S.O. 1990, c. E.19;

“financial plan” means the financial plan required by O. Reg. 453/07;

“licence” means this municipal drinking water licence for the municipal drinking water system identified in Schedule A of this licence;

“operational plan” means an operational plan developed in accordance with the Director’s Directions – Minimum Requirements for Operational Plans made under the authority of subsection 15(1) of the SDWA;

“owner” means the owner of the drinking water system as identified in Schedule A of this licence;

“permit to take water” means the permit to take water that is associated with the taking of water for purposes of the operation of the drinking water system, as identified in Schedule A of this licence and as amended from time to time;

“point of impingement” means any point in the natural environment that is not on the same property as the source of the contaminant and as defined by section 2 of O. Reg. 419/05;

“point of impingement limit” means the appropriate standard from Schedule 1, 2 or 3 of O. Reg. 419/05 and if a standard is not provided for a compound of concern, the appropriate criteria listed in the Ministry of the Environment and Climate Change publication titled “Summary of Standards and Guidelines to support Ontario Regulation 419: Air Pollution – Local Air Quality (including Schedule 6 of O. Reg. 419 on Upper Risk Thresholds)”, dated February 2008, as amended;

“procedure document” means the Ministry of the Environment and Climate Change procedure titled “Procedure for Preparing an Emission Summary and Dispersion Modelling Report” dated July 2005, as amended;

“Professional Engineer” means a Professional Engineer who has been licenced to practice in the Province of Ontario;

“provincial officer” means a provincial officer appointed pursuant to section 8 of the SDWA;

“publication NPC-300” means the Ministry of the Environment and Climate Change publication titled “Environmental Noise Guideline: Stationary and Transportation Sources – Approval and Planning” dated August 2013, as amended;

“SDWA” means the *Safe Drinking Water Act*, 2002, S.O. 2002, c. 32;

“sensitive populations” means any one or a combination of the following locations where the health effects of nitrogen oxides emissions from emergency generators shall be considered using the point of impingement limit instead of the Ministry of the Environment and Climate Change screening level for emergency generators:

- (a) health care units (e.g., hospitals and nursing homes),
- (b) primary/junior public schools,
- (c) day-care facilities, and
- (d) playgrounds;

“subsystem” has the same meaning as in Ontario Regulation 128/04 (Certification of Drinking Water System Operators and Water Quality Analysts);

“surface water” means water bodies (lakes, wetlands, ponds - including dug-outs), water courses (rivers, streams, water-filled drainage ditches), infiltration trenches, and areas of seasonal wetlands;

2.0 Applicability

- 2.1 In addition to any other requirements, the drinking water system identified above shall be established, altered and operated in accordance with the conditions of the drinking water works permit and this licence.

3.0 Licence Expiry

- 3.1 This licence expires on the date identified as the licence expiry date in Schedule A of this licence.

4.0 Licence Renewal

- 4.1 Any application to renew this licence shall be made on or before the date identified as the application for licence renewal date set out in Schedule A of this licence.

5.0 Compliance

- 5.1 The owner and operating authority shall ensure that any person authorized to carry out work on or to operate any aspect of the drinking water system has been informed of the SDWA, all applicable regulations made in accordance with that act, the drinking water works permit and this licence and shall take all reasonable measures to ensure any such person complies with the same.

6.0 Licence and Drinking Water Works Permit Availability

- 6.1 At least one copy of this licence and the drinking water works permit shall be stored in such a manner that they are readily viewable by all persons involved in the operation of the drinking water system.

7.0 Permit to Take Water and Drinking Water Works Permit

- 7.1 A permit to take water identified in Schedule A of this licence is the applicable permit on the date identified as the Schedule A Issue Date.
- 7.2 A drinking water works permit identified in Schedule A of this licence is the applicable permit on the date identified as the Schedule A Issue Date.

8.0 Financial Plan

- 8.1 For every financial plan prepared in accordance with subsections 2(1) and 3(1) of O. Reg. 453/07, the owner of the drinking water system shall:
 - 8.1.1 Ensure that the financial plan contains on the front page of the financial plan, the appropriate financial plan number as set out in Schedule A of this licence; and
 - 8.1.2 Submit a copy of the financial plan to the Ministry of Municipal Affairs and Housing within three (3) months of receiving approval by a resolution of municipal council or the governing body of the owner.

9.0 Interpretation

- 9.1 Where there is a conflict between the provisions of this licence and any other document, the following hierarchy shall be used to determine the provision that takes precedence:
 - 9.1.1 The SDWA;
 - 9.1.2 A condition imposed in this licence that explicitly overrides a prescribed regulatory requirement;
 - 9.1.3 A condition imposed in the drinking water works permit that explicitly overrides a prescribed regulatory requirement;
 - 9.1.4 Any regulation made under the SDWA;
 - 9.1.5 Any provision of this licence that does not explicitly override a prescribed regulatory requirement;
 - 9.1.6 Any provision of the drinking water works permit that does not explicitly override a prescribed regulatory requirement;
 - 9.1.7 Any application documents listed in this licence, or the drinking water works permit from the most recent to the earliest; and
 - 9.1.8 All other documents listed in this licence, or the drinking water works permit from the most recent to the earliest.
- 9.2 If any requirement of this licence or the drinking water works permit is found to be invalid by a court of competent jurisdiction, the remaining requirements of this licence and the drinking water works permit shall continue to apply.

- 9.3** The issuance of and compliance with the conditions of this licence and the drinking water works permit does not:
- 9.3.1 Relieve any person of any obligation to comply with any provision of any applicable statute, regulation or other legal requirement, including the *Environmental Assessment Act*, R.S.O. 1990, c. E.18; and
 - 9.3.2 Limit in any way the authority of the appointed Directors and provincial officers of the Ministry of the Environment and Climate Change to require certain steps be taken or to require the owner to furnish any further information related to compliance with the conditions of this licence or the drinking water works permit.
- 9.4** For greater certainty, nothing in this licence or the drinking water works permit shall be read to provide relief from regulatory requirements in accordance with section 46 of the SDWA, except as expressly provided in the licence or the drinking water works permit.

10.0 Adverse Effects

- 10.1** Nothing in this licence or the drinking water works permit shall be read as to permit:
- 10.1.1 The discharge of a contaminant into the natural environment that causes or is likely to cause an adverse effect; or
 - 10.1.2 The discharge of any material of any kind into or in any waters or on any shore or bank thereof or into or in any place that may impair the quality of the water of any waters.
- 10.2** All reasonable steps shall be taken to minimize and ameliorate any adverse effect on the natural environment or impairment of the quality of water of any waters resulting from the operation of the drinking water system including such accelerated or additional monitoring as may be necessary to determine the nature and extent of the effect or impairment.
- 10.3** Fulfillment of one or more conditions imposed by this licence or the drinking water works permit does not eliminate the requirement to fulfill any other condition of this licence or the drinking water works permit.

11.0 Change of Owner or Operating Authority

- 11.1** This licence is not transferable without the prior written consent of the Director.
- 11.2** The owner shall notify the Director in writing at least 30 days prior to a change of any operating authority identified in Schedule A of this licence.
- 11.2.1 Where the change of operating authority is the result of an emergency situation, the owner shall notify the Director in writing of the change as soon as practicable.

12.0 Information to be Provided

- 12.1** Any information requested by a Director or a provincial officer concerning the drinking water system and its operation, including but not limited to any records required to be kept by this licence or the drinking water works permit, shall be provided upon request.

13.0 Records Retention

- 13.1** Except as otherwise required in this licence or the drinking water works permit, any records required by or created in accordance with this licence or the drinking water works permit, other than the records specifically referenced in section 12 of O. Reg. 170/03, shall be retained for at least 5 years and made available for inspection by a provincial officer, upon request.

14.0 Chemicals and Materials

- 14.1** All chemicals and materials used in the alteration or operation of the drinking water system that come into contact with water within the system shall meet all applicable standards set by both the American Water Works Association ("AWWA") and the American National Standards Institute ("ANSI") safety criteria standards NSF/60, NSF/61 and NSF/372.

14.1.1 In the event that the standards are updated, the owner may request authorization from the Director to use any on hand chemicals and materials that previously met the applicable standards.

14.1.2 The requirement for the owner to comply with NSF/372 shall come into force no later than July 01, 2018.

- 14.2** The most current chemical and material product registration documentation from a testing institution accredited by either the Standards Council of Canada or by the American National Standards Institution ("ANSI") shall be available at all times for each chemical and material used in the operation of the drinking water system that comes into contact with water within the system.

- 14.3** Conditions 14.1 and 14.2 do not apply in the case of the following:

14.3.1 Water pipe and pipe fittings meeting AWWA specifications made from ductile iron, cast iron, PVC, fibre and/or steel wire reinforced cement pipe or high density polyethylene (HDPE);

14.3.2 Articles made from stainless steel, glass, HDPE or Teflon®;

14.3.3 Cement mortar for watermain lining and for water contacting surfaces of concrete structures made from washed aggregates and Portland cement;

14.3.4 Gaskets that are made from NSF approved materials;

14.3.5 Food grade oils and lubricants, food grade anti-freeze, and other food grade chemicals and materials that are compatible for drinking water use; or

- 14.3.6 Any particular chemical or material where the owner has written documentation signed by the Director that indicates that the Ministry of the Environment and Climate Change is satisfied that the chemical or material is acceptable for use within the drinking water system and the chemical or material is only used as permitted by the documentation.

15.0 Drawings

- 15.1 All drawings and diagrams in the possession of the owner that show any treatment subsystem as constructed shall be retained by the owner unless the drawings and diagrams are replaced by a revised or updated version showing the subsystem as constructed subsequent to the alteration.
- 15.2 Any alteration to any treatment subsystem shall be incorporated into process flow diagrams, process and instrumentation diagrams, and record drawings and diagrams within one year of the substantial completion of the alteration.
- 15.3 Process flow diagrams and process and instrumentation diagrams for any treatment subsystem shall be kept in a place, or made available in such a manner, that they may be readily viewed by all persons responsible for all or part of the operation of the drinking water system.

16.0 Operations and Maintenance Manual

- 16.1 An up-to-date operations and maintenance manual or manuals shall be maintained and applicable parts of the manual or manuals shall be made available for reference by all persons responsible for all or part of the operation or maintenance of the drinking water system.
- 16.2 The operations and maintenance manual or manuals, shall include at a minimum:
- 16.2.1 The requirements of this licence and associated procedures;
- 16.2.2 The requirements of the drinking water works permit for the drinking water system;
- 16.2.3 A description of the processes used to achieve primary and secondary disinfection within the drinking water system, including where applicable:
- a) A copy of the CT calculations that were used as the basis for primary disinfection under worst case operating conditions; and
 - b) The validated operating conditions for UV disinfection equipment, including a copy of the validation certificate;
- 16.2.4 Procedures for monitoring and recording the in-process parameters necessary for the control of any treatment subsystem and for assessing the performance of the drinking water system;

- 16.2.5 Procedures for the operation and maintenance of monitoring equipment;
- 16.2.6 Contingency plans and procedures for the provision of adequate equipment and material to deal with emergencies, upset conditions and equipment breakdown;
- 16.2.7 Procedures for dealing with complaints related to the drinking water system, including the recording of the nature of the complaint and any investigation and corrective action taken in respect of the complaint;
- 16.3** Procedures necessary for the operation and maintenance of any alterations to the drinking water system shall be incorporated into the operations and maintenance manual or manuals prior to those alterations coming into operation.
- 16.4** The requirement for the owner to comply with condition 16.2.3 shall come into force on January 01, 2017.

Schedule C: System-Specific Conditions

System Owner	The Corporation of the Town of Fort Frances
Licence Number	224-101
Drinking Water System Name	Fort Frances Drinking Water System
Schedule C Issue Date	May 13th, 2016

1.0 System Performance

Rated Capacity

- 1.1 For each treatment subsystem listed in column 1 of Table 1, the maximum daily volume of treated water that flows from the treatment subsystem to the distribution system shall not exceed the value identified as the rated capacity in column 2 of the same row.

Table 1: Rated Capacity	
Column 1 Treatment Subsystem Name	Column 2 Rated Capacity (m ³ /day)
Fort Frances Water Treatment Plant	17,000

Maximum Flow Rates

- 1.2 For each treatment subsystem listed in column 1 of Table 2, the maximum flow rate of water that flows into a treatment subsystem component listed in column 2 shall not exceed the value listed in column 3 of the same row.

Table 2: Maximum Flow Rates		
Column 1 Treatment Subsystem Name	Column 2 Treatment Subsystem Component	Column 3 Maximum Flow Rate (L/s)
Not Applicable	Not Applicable	Not Applicable

- 1.3 Despite conditions 1.1 and 1.2, a treatment subsystem may be operated temporarily at a maximum daily volume and/or a maximum flow rate above the values set out in column 2 of Table 1 and column 3 of Table 2 respectively for the purposes of fighting a large fire or for the maintenance of the drinking water system.
- 1.4 Condition 1.3 does not authorize the discharge into the distribution system of any water that does not meet all of the requirements of this licence and all other regulatory requirements, including compliance with the Ontario Drinking Water Quality Standards.

Residue Management

- 1.5** In respect of an effluent discharged into the natural environment from a treatment subsystem or treatment subsystem component listed in column 1 of Table 3:
- 1.5.1 The annual average concentration of a test parameter identified in column 2 shall not exceed the value in column 3 of the same row; and
- 1.5.2 The maximum concentration of a test parameter identified in column 2 shall not exceed the value in column 4 of the same row.

Table 3: Residue Management			
Column 1 Treatment Subsystem or Treatment Subsystem Component Name	Column 2 Test Parameter	Column 3 Annual Average Concentration (mg/L)	Column 4 Maximum Concentration (mg/L)
Not Applicable	Not Applicable	Not Applicable	Not Applicable

UV Disinfection Equipment Performance

- 1.6** For each treatment subsystem or treatment subsystem component listed in column 1 of Table 4, and while directing water to the distribution system:
- 1.6.1 The UV disinfection equipment shall be operated such that a continuous pass-through UV dose is maintained throughout the life time of the UV lamp(s) that is at least the minimum continuous pass-through UV dose set out in column 2 of the same row at the maximum design flow rate for the equipment;
- 1.6.2 In addition to any other sampling, analysis and recording that may be required, the ultraviolet light disinfection equipment shall test for the test parameters set out in column 4 of the same row at a testing frequency of once every five (5) minutes or less and record the test data at a recording frequency of once every four (4) hours or less;
- 1.6.3 If there is a UV disinfection equipment alarm, the test parameters set out in column 4 of the same row shall be recorded at a recording frequency of once every five minutes or less until the alarm condition has been corrected;
- 1.6.4 A monthly summary report shall be prepared at the end of each calendar month which sets out the time, date and duration of each UV equipment alarm, the volume of water treated during each alarm period and the actions taken by the operating authority to correct the alarm situation;

Table 4: UV Disinfection Equipment			
Column 1 Treatment Subsystem or Treatment Subsystem Component Name	Column 2 Minimum Continuous Pass-Through UV Dose (mJ/cm ²)	Column 3 Control Strategy	Column 4 Test Parameter
Not Applicable	Not Applicable	Not Applicable	Not Applicable

2.0 Flow Measurement and Recording Requirements

2.1 For each treatment subsystem identified in column 1 of Table 1 and in addition to any other flow measurement and recording that may be required, continuous flow measurement and recording shall be undertaken for:

2.1.1 The flow rate and daily volume of treated water that flows from the treatment subsystem to the distribution system.

2.1.2 The flow rate and daily volume of water that flows into the treatment subsystem.

2.2 For each treatment subsystem component identified in column 2 of Table 2 and in addition to any other flow measurement and recording that may be required, continuous flow measurement and recording shall be undertaken for the flow rate and daily volume of water that flows into the treatment subsystem component.

2.3 Where a rated capacity from Table 1 or a maximum flow rate from Table 2 is exceeded, the following shall be recorded:

2.3.1 The difference between the measured amount and the applicable rated capacity or maximum flow rate specified in Table 1 or Table 2;

2.3.2 The time and date of the measurement;

2.3.3 The reason for the exceedance; and

2.3.4 The duration of time that lapses between the applicable rated capacity or maximum flow rate first being exceeded and the next measurement where the applicable rated capacity or maximum flow rate is no longer exceeded.

3.0 Calibration of Flow Measuring Devices

3.1 All flow measuring devices that are required by regulation, by a condition in the Drinking Water Works Permit, or by a condition otherwise imposed by the Ministry of the Environment and Climate Change, shall be checked and calibrated in accordance with the manufacturer's instructions.

3.2 If the manufacturer's instructions do not indicate how often to check and calibrate a flow measuring device, the equipment shall be checked and calibrated at least once every 12 months during which the drinking water system is in operation.

- 3.2.1 For greater certainty, if condition 3.2 applies, the equipment shall be checked and calibrated not more than 30 days after the first anniversary of the day the equipment was checked and calibrated in the previous 12-month period.

4.0 Additional Sampling, Testing and Monitoring

Drinking Water Health and Non-Health Related Parameters

- 4.1 For each treatment subsystem or treatment subsystem component identified in column 1 of Tables 5 and 6 and in addition to any other sampling, testing and monitoring that may be required, sampling, testing and monitoring shall be undertaken for a test parameter listed in column 2 at the sampling frequency listed in column 3 and at the monitoring location listed in column 4 of the same row.

Table 5: Drinking Water Health Related Parameters			
Column 1 Treatment Subsystem or Treatment Subsystem Component Name	Column 2 Test Parameter	Column 3 Sampling Frequency	Column 4 Monitoring Location
Not Applicable	Not Applicable	Not Applicable	Not Applicable

Table 6: Drinking Water Non-Health Related Parameters			
Column 1 Treatment Subsystem or Treatment Subsystem Component Name	Column 2 Test Parameter	Column 3 Sampling Frequency	Column 4 Monitoring Location
Not Applicable	Not Applicable	Not Applicable	Not Applicable

Environmental Discharge Parameters

- 4.2 For each treatment subsystem or treatment subsystem component identified in column 1 of Table 7 and in addition to any other sampling, testing and monitoring that may be required, sampling, testing and monitoring shall be undertaken for a test parameter listed in column 2 using the sample type identified in column 3 at the sampling frequency listed in column 4 and at the monitoring location listed in column 5 of the same row.
- 4.3 For the purposes of Table 7:
- 4.3.1 Manual Composite means the mean of at least three grab samples taken during a discharge event, with one sample being taken immediately following the commencement of the discharge event, one sample being taken approximately at the mid-point of the discharge event and one sample being taken immediately before the end of the discharge event; and
- 4.3.2 Automated Composite means samples must be taken during a discharge event by an automated sampler at a minimum sampling frequency of once per hour.

- 4.4** Any sampling, testing and monitoring for the test parameter Total Suspended Solids shall be performed in accordance with the requirements set out in the publication "Standard Methods for the Examination of Water and Wastewater", 21st Edition, 2005, or as amended from time to time by more recently published editions.

Table 7: Environmental Discharge Parameters

Column 1 Treatment Subsystem or Treatment Subsystem Component Name	Column 2 Test Parameter	Column 3 Sample Type	Column 4 Sampling Frequency	Column 5 Monitoring Location
Fort Frances Water Treatment Plant	Total Suspended Solids	Composite	Quarterly	Point of discharge to Rainy River

- 4.5** Pursuant to Condition 10 of Schedule B of this licence, the owner may undertake the following environmental discharges associated with the maintenance and/or repair of the drinking water system:

- 4.5.1 The discharge of potable water from a watermain to a road or storm sewer;
- 4.5.2 The discharge of potable water from a water storage facility or pumping station:
- 4.5.2.1 To a road or storm sewer; or
- 4.5.2.2 To a watercourse where the discharge has been dechlorinated and if necessary, sediment and erosion control measures have been implemented.
- 4.5.3 The discharge of dechlorinated non-potable water from a watermain, water storage facility or pumping station to a road or storm sewer;
- 4.5.4 The discharge of raw water from a groundwater well to the environment where if necessary, sediment and erosion control measures have been implemented; and
- 4.5.5 The discharge of raw water, potable water or non-potable water from a treatment subsystem to the environment where if necessary, the discharge has been dechlorinated and sediment and erosion control measures have been implemented.

5.0 Studies Required

- 5.1** Not applicable

6.0 Source Protection

- 6.1** Not applicable

Schedule D: Conditions for Relief from Regulatory Requirements

System Owner	The Corporation of the Town of Fort Frances
Licence Number	224-101
Drinking Water System Name	Fort Frances Drinking Water System
Schedule D Issue Date	May 13th, 2016

1.0 Lead Regulatory Relief

- 1.1** Any relief from regulatory requirements previously authorized by the Director in respect of the drinking water system under section 38 of the SDWA in relation to the sampling, testing or monitoring requirements contained in Schedule 15.1 of O. Reg. 170/03 shall remain in force until such time as Schedule 15.1 of O. Reg. 170/03 is amended after June 1, 2009.

2.0 Other Regulatory Relief

- 2.1** Not Applicable.

Schedule E: Pathogen Log Removal/Inactivation Credits

System Owner	The Corporation of the Town of Fort Frances
Licence Number	224-101
Drinking Water System Name	Fort Frances Drinking Water System
Schedule E Issue Date	May 13th, 2016

1.0 Primary Disinfection Pathogen Log Removal/Inactivation Credits

Fort Frances Water Treatment Plant

Rainy River [SURFACE WATER]

Minimum Log Removal/ Inactivation Required	Cryptosporidium Oocysts	Giardia Cysts ^a	Viruses ^b
Fort Frances Water Treatment Plant	2	3	4

^a At least 0.5 log inactivation of Giardia shall be achieved by the disinfection portion of the overall water treatment process.

^b At least 2 log inactivation of viruses shall be achieved by disinfection.

Log Removal/Inactivation Credits Assigned ^c	Cryptosporidium Oocysts	Giardia Cysts	Viruses
Conventional Filtration	2	2.5	2
Chlorination [CT: Contact chamber, clearwell/reservoir and high lift pump chamber]	-	0.5	2+

^c Log removal/inactivation credit assignment is based on each treatment process being fully operational and the applicable log removal/inactivation credit assignment criteria being met.

Treatment Component	Log Removal/Inactivation Credit Assignment Criteria
Conventional Filtration	<ol style="list-style-type: none"> 1. A chemical coagulant shall be used at all times when the treatment plant is in operation; 2. Chemical dosages shall be monitored and adjusted in response to variations in raw water quality; 3. Effective backwash procedures shall be maintained including filter-to-waste or an equivalent procedure during filter ripening to ensure that effluent turbidity requirements are met at all times; 4. Filtrate turbidity shall be continuously monitored from each filter; and 5. Performance criterion for filtered water turbidity of less than or equal to 0.3 NTU in 95% of the measurements each month shall be met for each filter.
Chlorination	<ol style="list-style-type: none"> 1. Sampling and testing for free chlorine residual shall be carried out by continuous monitoring equipment in the treatment process at or near a location where the intended contact time has just been completed in accordance with the Ministry's Procedure for Disinfection of Drinking Water in Ontario; and 2. At all times, CT provided shall be greater than or equal to the CT required to achieve the log removal credits assigned.
Primary Disinfection Notes	

Appendix "B"

DRINKING WATER WORKS PERMIT
Permit Number: 224-201
Issue Number: 2



DRINKING WATER WORKS PERMIT

Permit Number: 224-201

Issue Number: 2

Pursuant to the *Safe Drinking Water Act*, 2002, S.O. 2002, c. 32, and the regulations made thereunder and subject to the limitations thereof, this drinking water works permit is issued under Part V of the *Safe Drinking Water Act*, 2002, S.O. 2002, c. 32 to:

The Corporation of the Town of Fort Frances

**320 Portage Avenue
Fort Frances, ON
P9A 3P9**

For the following municipal residential drinking water system:

Fort Frances Drinking Water System

This drinking water works permit includes the following:

Schedule	Description
Schedule A	Drinking Water System Description
Schedule B	General
Schedule C	All documents issued as Schedule C to this drinking water works permit which authorize alterations to the drinking water system
Schedule D	Process Flow Diagrams

DATED at TORONTO this 13th day of May, 2016

Signature

Aziz Ahmed, P.Eng.
Director
Part V, *Safe Drinking Water Act*, 2002

Schedule A: Drinking Water System Description

System Owner	The Corporation of the Town of Fort Frances
Permit Number	224-201
Drinking Water System Name	Fort Frances Drinking Water System
Schedule A Issue Date	May 13th, 2016

1.0 System Description

- 1.1 The following is a summary description of the works comprising the above drinking water system:

Overview

The **Fort Frances Drinking Water System** consists of a drinking water treatment plant, a two-celled storage ground reservoir, an elevated storage tank and approximately 6.0 kilometers of trunk watermains and 70.4 kilometers of distribution watermains.

The Fort Frances Water Treatment Plant is a conventional surface water treatment plant. Raw water is drawn from Rainy River through low lift pumps. Liquid alum is added to the raw water ahead of the in-line mixer for coagulation while polyelectrolytes are added to the solids contact tanks for assisting flocculation. The water then flows to the two solids contact clarifiers units, operating in parallel, where flocculation and sedimentation occurs. The settled floc is disposed of to the sanitary sewer. Powdered activated carbon, soda ash, and hydrofluosilicic are also added ahead of in-line mixer, in solids contact clarifiers, and/or in chemical contact chambers, as needed, for taste and odour and pH adjustment. The settled effluent is gravity fed to four dual media gravity sand filters. The filters are equipped with a backwash pump. The filtered water flows to a two-celled, ground storage reservoir through a chemical contact chamber. Chlorine and fluoride are added in the chemical contact chamber. The treated water then flows to the high lift pump wells where it is pumped to the distribution system. Chlorine residual and fluoride are monitored with continuous on-line analyzers just prior to the water leaving the plant. The Fort Frances Drinking Water System also includes an elevated water storage tank within the distribution system equipped with re-chlorination facilities.

224-201

Schedule A

May 13th, 2016

Fort Frances Water Treatment Plant**Treatment Plant****Location and General Description**

Name	Fort Frances Water Treatment Plant housed in an approximately 46 m by 32 m masonry structure
Street Address	901 Colonization Road East
UTM Coordinates	NAD 83: Zone 15 +/- 10m: Easting 472938: Northing 5384735
System Type	Treatment, storage and distribution
Notes	Houses screen chamber, low and high lift pumps, solids contact clarifiers, filters, chemical storage and feeding equipment, instrumentation and control, an administration area comprising of an office, lunchroom, washrooms and control room/laboratory

Surface Water Supply**Raw Water Intake**

Description	Approximately 190 m of 630 mm diameter intake pipe located in the Rainy River including an upturned elbow intake structure with a coarse bar screen
Source	Rainy River
Location	Approximately 190 m east of the Water Treatment Plant in Rainy River
Notes	

Low Lift Works**Screens**

Description	A raw water screen chamber equipped with two sets of screens
Dimensions	Each screen 2.25 m ² in area
Notes	Screen chamber located ahead of raw water pumping well

224-201

Schedule A

May 13th, 2016

Low Lift Pumps

Description	Three (3) vertical turbine low lift pumps
Capacity	<ul style="list-style-type: none"> - Two (2) pumps rated at 100 L/s against a total dynamic head (TDH) of 14 m - One (1) VFD pump capable of providing flows in the range of 40 to 150 L/s against a total dynamic head (TDH) of 14m
Metering Device	Equipped with one metering device for measuring raw water flows
Notes	

Coagulation**In-Line Mixer**

Description	An in-line mixer located downstream of the low lift pumps within the influent (raw water) line to facilitate the dosing of liquid alum, activated carbon slurry and soda ash solution
Dimensions	450 mm diameter
Notes	Located between low lift pumps and solids contact clarifiers

Flocculation/Clarification**Flocculation/Clarification Tanks - Solids Contact Clarifiers**

Description	Two (2) solids contact clarifier units, operating in parallel equipped with facilities for polymer dosing
Dimensions	Each solids contact clarifier approximately 13.7 m x 13.7 m x 3.75 m side water depth (s.w.d.)
Notes	The settled floc is discharged to sanitary sewer

Filtration**Filters**

Description	Four (4) dual media, gravity filters (sand and anthracite)
Dimensions	Each filter approximately 4.9 m x 4.9 m providing a total filtration area of 96 m ²
Equipment	One (1) vertical turbine backwash pump capable of delivering 290.3 L/s at 14 m TDH
	A turbidimeter on each filter
	All filters equipped with an underdrain and air scouring system
Notes	

224-201

Schedule A

May 13th, 2016

Instrumentation and Control**SCADA System**

Description	A computerized control system monitoring the critical components of the process including raw and finished water quantity and quality
Equipment	Four (4) turbidimeters for continuously monitoring filter effluent
	One (1) laboratory model turbidimeter for manual testing
	One (1) continuous chlorine/fluoride analyzer monitoring free chlorine and fluoride residual in the discharge pipe of the high lift pumps
	Three (3) flowmeters to measure flow at various locations
Notes	Status of the elevated storage tank by telemetry, receiving alarms and controlling the operation

Waste Residual Management**Outfall Pipe**

Description	Filter backwash disposal
Dimensions	Approximately 60 m of 800 mm diameter pipe
	One (1) vertical turbine backwash pump capable of delivering 290.3 L/s at 14 m TDH
Notes	Filter backwash water returned to Rainy River through outfall line

Sludge Disposal

Description	Solids contact clarifier settled sludge disposal
Equipment	Settled sludge discharged through a 150 mm pipe using pneumatic blow down valves - gravity system, no pumps utilized
Notes	Solids contact clarifier settled sludge discharged to the sanitary sewer system

224-201

Schedule A

May 13th, 2016

High Lift Works**High Lift Pumps**

Description	Four (4) vertical turbine high lift pumps and one (1) diesel engine driven vertical turbine fire pump
Capacity	Two (2) vertical turbine pumps rated at 63.1 L/s. at TDH of 55m
	One (1) vertical turbine pump rated at 94.7 L/s at TDH of 55m
	One (1) vertical turbine pump rated at 126.2 L/s at a TDH of 55m
High Lift Pump Chamber	470 m ³ capacity
Notes	

On-Site Storage**Chemical Contact Chamber**

Description	One (1) chemical contact chamber to provide chlorine contact time
Volume	240 m ³
Notes	

Clearwell/Reservoir

Description	Two-celled, ground storage reservoir
Capacity	Cell No. 1 = 2,565 m ³ Cell No. 2 = 1,465 m ³ Total = 4,030 m ³
Notes	The two cells receive filtered water after passing through chemical contact chamber

Emergency Power**Backup Power Supply**

Description	One (1) 450 kW diesel generator set for use during power outage situations
Notes	

224-201

Schedule A

May 13th, 2016

Chemical Addition**Alum**

Description	Alum feed system for coagulation
Feed Point	Liquid alum to the raw water ahead of the in-line mixer for coagulation
Equipment	A chemical metering pump with a calibration cylinder controlled automatically on the basis of the raw water flow complete with alum storage A day tank with secondary spill containment
Notes	

Chlorine

Description	Chlorine gas disinfection System
Feed Point(s)	1. Chemical contact chamber; and 2. Before the flash mixer
Equipment	One (1) duty chlorinator One (1) standby chlorinator including: - two (2) chlorine cylinders with an automatic switch over device in a separate room - a weight scale - one (1) chemical metering pump - a free chlorine analyzer for monitoring finished water residuals
Notes	

Hydrofluosilicic Acid

Description	Fluoridation system
Feed Point	Chemical Contact Chamber
Equipment	One (1) day tank One (1) chemical metering pump Secondary spill containment
Notes	

224-201

Schedule A

May 13th, 2016

Polyelectrolytes/Polymer

Description	<ul style="list-style-type: none"> - A polyelectrolytes feed system for assisting in flocculation - A polymer feed system for assisting in flocculation (used as back-up)
Feed Point	Solids Contact Clarifiers
Equipment	<ul style="list-style-type: none"> - Two (2) chemical metering pumps for polyelectrolytes injection complete with aging and batch tanks - Two (2) chemical metering pumps for polymer injection complete with aging and solution tanks (used as back-up)
Notes	

Powdered Activated Carbon

Description	Powdered activated carbon for taste and odor control
Feed Point	Ahead of in-line mixer or solids contact clarifiers
Equipment	One (1) slurry tank One (1) chemical metering pump Secondary spill containment A dust control system
Notes	

Soda Ash

Description	Soda ash dosing system for pH adjustment
Feed Point #1	Chemical contact chamber
Feed Point #2	Solid contact clarifiers
Feed Point #3	In-line mixture
Equipment	A silo inside the building One (1) day tank Volumetric feeder A dust collector
Notes	

224-201

Schedule A

May 13th, 2016

Elevated Storage Tank

Description	An elevated storage tank
Location	South-east side of the intersection of Colonization Road West and McIrvine Road
UTM Coordinates	NAD 83: Zone 15 +/- 10: Easting 468540: Northing 5383616
Capacity	4,500 m ³
Equipment	Includes calcium hypochlorite re-chlorination facility along with: <ul style="list-style-type: none"> - a telemetry system providing the water level information to the main computer at the plant; and - a looped circulation system
Notes	

Watermains**1.2** Watermains within the distribution system comprise:

- 1.2.1 Watermains that have been set out in each document or file identified in column 1 of Table 1.

Table 1: Watermains	
Column 1 Document or File Name	Column 2 Date
WATER DISTRIBUTION SYSTEM - December 16, 2015.pdf	December 16, 2015

- 1.2.2 Watermains that have been added, modified, replaced or extended further to the provisions of Schedule C of this drinking water works permit on or after the date identified in column 2 of Table 1 for each document or file identified in column 1.
- 1.2.3 Watermains that have been added, modified, replaced or extended further to an authorization by the Director on or after the date identified in column 2 of Table 1 for each document or file identified in column 1.

Schedule B: General

System Owner	The Corporation of the Town of Fort Frances
Permit Number	224-201
Drinking Water System Name	Fort Frances Drinking Water System
Schedule B Issue Date	May 13th, 2016

1.0 Applicability

- 1.1 In addition to any other requirements, the drinking water system identified above shall be altered and operated in accordance with the conditions of this drinking water works permit and the licence.
- 1.2 The definitions and conditions of the licence shall also apply to this drinking water works permit.

2.0 Alterations to the Drinking Water System

- 2.1 Any document issued by the Director as a Schedule C to this drinking water works permit shall provide authority to alter the drinking water system in accordance, where applicable, with the conditions of this drinking water works permit and the licence.
- 2.2 All Schedule C documents issued by the Director for the drinking water system shall form part of this drinking water works permit.
- 2.3 All parts of the drinking water system in contact with drinking water which are:
 - 2.3.1 Added, modified, replaced, extended; or
 - 2.3.2 Taken out of service for inspection, repair or other activities that may lead to contamination,

shall be disinfected before being put into service in accordance with a procedure approved by the Director or in accordance with the applicable provisions of the following documents:

 - a) The ministry's Watermain Disinfection Procedure, effective January 01, 2017;
 - b) AWWA C652 – Standard for Disinfection of Water-Storage Facilities;
 - c) AWWA C653 – Standard for Disinfection of Water Treatment Plants; and
 - d) AWWA C654 – Standard for Disinfection of Wells.
- 2.4 The owner shall notify the Director within thirty (30) days of the placing into service or the completion of any addition, modification, replacement or extension of the drinking water system which had been authorized through:
 - 2.4.1 Schedule B to this drinking water works permit which would require an alteration of the description of a drinking water system component described in Schedule A of this drinking water works permit;

-
- 2.4.2 Any Schedule C to this drinking water works permit respecting works other than watermains; or
 - 2.4.3 Any approval issued prior to the issue date of the first drinking water works permit respecting works other than watermains which were not in service at the time of the issuance of the first drinking water works permit.
 - 2.5 For greater certainty, the notification requirements set out in condition 2.4 do not apply to any addition, modification, replacement or extension in respect of the drinking water system which:
 - 2.5.1 Is exempt from subsection 31(1) of the SDWA by subsection 9.(2) of O. Reg. 170/03;
 - 2.5.2 Constitutes maintenance or repair of the drinking water system; or
 - 2.5.3 Is a watermain authorized by condition 3.1 of Schedule B of this drinking water works permit.
 - 2.6 The owner shall notify the legal owner of any part of the drinking water system that is prescribed as a municipal drinking water system by section 2 of O. Reg. 172/03 of the requirements of the licence and this drinking water works permit as applicable to the prescribed system.
 - 2.7 For greater certainty, any alteration to the drinking water system made in accordance with this drinking water works permit may only be carried out after other legal obligations have been complied with including those arising from the *Environmental Assessment Act*, *Niagara Escarpment Planning and Development Act*, *Oak Ridges Moraine Conservation Act*, 2001 and *Greenbelt Act*, 2005.

3.0 Watermain Additions, Modifications, Replacements and Extensions

- 3.1 The drinking water system may be altered by adding, modifying, replacing or extending a watermain within the distribution system subject to the following conditions:
 - 3.1.1 The design of the watermain addition, modification, replacement or extension:
 - a) Has been prepared by a Professional Engineer;
 - b) Has been designed only to transmit water and has not been designed to treat water;
 - c) Satisfies the design criteria set out in the Ministry of the Environment and Climate Change publication "Watermain Design Criteria for Future Alterations Authorized under a Drinking Water Works Permit – June 2012", as amended from time to time; and
 - d) Is consistent with or otherwise addresses the design objectives contained within the Ministry of the Environment and Climate Change publication "Design Guidelines for Drinking Water Systems, 2008", as amended from time to time.

-
- 3.1.2 The maximum demand for water exerted by consumers who are serviced by the addition, modification, replacement or extension of the watermain will not result in an exceedance of the rated capacity of a treatment subsystem or the maximum flow rate for a treatment subsystem component as specified in the licence, or the creation of adverse conditions within the drinking water system.
 - 3.1.3 The watermain addition, modification, replacement or extension will not adversely affect the distribution system's ability to maintain a minimum pressure of 140 kPa at ground level at all points in the distribution system under maximum day demand plus fire flow conditions.
 - 3.1.4 Secondary disinfection will be provided to water within the added, modified, replaced or extended watermain to meet the requirements of O. Reg. 170/03.
 - 3.1.5 The watermain addition, modification, replacement or extension is wholly located within the municipal boundary over which the owner has jurisdiction.
 - 3.1.6 The owner of the drinking water system consents in writing to the watermain addition, modification, replacement or extension.
 - 3.1.7 A Professional Engineer has verified in writing that the watermain addition, modification, replacement or extension meets the requirements of condition 3.1.1.
 - 3.1.8 The owner of the drinking water system has verified in writing that the watermain addition, modification, replacement or extension meets the requirements of conditions 3.1.2 to 3.1.6.
- 3.2** The authorization for the addition, modification, replacement or extension of a watermain provided for in condition 3.1 does not include the addition, modification, replacement or extension of a watermain that:
- 3.2.1 Passes under or through a body of surface water, unless trenchless construction methods are used;
 - 3.2.2 Has a nominal diameter greater than 750 mm;
 - 3.2.3 Results in the fragmentation of the drinking water system; or
 - 3.2.4 Connects to another drinking water system, unless:
 - a) Prior to construction, the owner of the drinking water system seeking the connection obtains written consent from the owner or owner's delegate of the drinking water system being connected to; and
 - b) The owner of the drinking water system seeking the connection retains a copy of the written consent from the owner or owner's delegate of the drinking water system being connected to as part of the record that is recorded and retained under condition 3.3.

- 3.3** The verifications required in conditions 3.1.7 and 3.1.8 shall be:
- 3.3.1 Recorded on “Form 1 – Record of Watermains Authorized as a Future Alteration”, as published by the Ministry of the Environment and Climate Change, prior to the watermain addition, modification, replacement or extension being placed into service; and
 - 3.3.2 Retained for a period of ten (10) years by the owner.
- 3.4** For greater certainty, the verification requirements set out in condition 3.3 do not apply to any addition, modification, replacement or extension in respect of the drinking water system which:
- 3.4.1 Is exempt from subsection 31(1) of the SDWA by subsection 9.(2) of O. Reg. 170/03; or
 - 3.4.2 Constitutes maintenance or repair of the drinking water system.
- 3.5** The document or file referenced in Column 1 of Table 1 of Schedule A of this drinking water works permit that sets out watermains shall be retained by the owner and shall be updated to include watermain additions, modifications, replacements and extensions within 12 months of the addition, modification, replacement or extension.
- 3.6** The updates required by condition 3.5 shall include watermain location relative to named streets or easements and watermain diameter.

4.0 Minor Modifications to the Drinking Water System

- 4.1** The drinking water system may be altered by adding, modifying or replacing the following components in the drinking water system:
- 4.1.1 Raw water pumps and treatment process pumps in the treatment system;
 - 4.1.2 Coagulant feed systems in the treatment system, including the location and number of dosing points;
 - 4.1.3 Valves;
 - 4.1.4 Instrumentation and controls, including SCADA systems, and software associated with these devices;
 - 4.1.5 Filter media, backwashing equipment and under-drains in the treatment system; or,
 - 4.1.6 Spill containment works.
- 4.2** The drinking water system may be altered by adding, modifying, replacing or removing the following components in the drinking water system:
- 4.2.1 Treated water pumps and associated equipment;
 - 4.2.2 Re-circulation devices within distribution system storage facilities;

-
- 4.2.3 In-line mixing equipment;
 - 4.2.4 Chemical metering pumps and chemical handling pumps;
 - 4.2.5 Chemical storage tanks (excluding fuel storage tanks) and associated equipment; or,
 - 4.2.6 Measuring and monitoring devices that are not required by regulation, by a condition in the Drinking Water Works Permit, or by a condition otherwise imposed by the Ministry of the Environment and Climate Change.
- 4.3** The drinking water system may be altered by replacing the following:
- 4.3.1 Raw water piping, treatment process piping or treated water piping within the treatment subsystem;
 - 4.3.2 Fuel storage tanks and spill containment works, and associated equipment; or
 - 4.3.3 Coagulants and pH adjustment chemicals, where the replacement chemicals perform the same function;
 - a) Prior to making any alteration to the drinking water system under condition 4.3.3, the owner shall undertake a review of the impacts that the alteration might have on corrosion control or other treatment processes; and
 - b) The owner shall notify the Director in writing within thirty (30) days of any alteration made under condition 4.3.3 and shall provide the Director with a copy of the review.
- 4.4** Any alteration of the drinking water system made under conditions 4.1, 4.2 or 4.3 shall not result in:
- 4.4.1 An exceedance of a treatment subsystem rated capacity or a treatment subsystem component maximum flow rate as specified in the licence;
 - 4.4.2 The bypassing of any unit process within a treatment subsystem;
 - 4.4.3 A deterioration in the quality of drinking water provided to consumers;
 - 4.4.4 A reduction in the reliability or redundancy of any component of the drinking water system;
 - 4.4.5 A negative impact on the ability to undertake compliance and other monitoring necessary for the operation of the drinking water system; or
 - 4.4.6 An adverse effect on the environment.
- 4.5** The owner shall verify in writing that any addition, modification, replacement or removal of drinking water system components in accordance with conditions 4.1, 4.2 or 4.3 has met the requirements of the conditions listed in condition 4.4.

- 4.6** The verifications and documentation required in condition 4.5 shall be:
- 4.6.1 Recorded on “Form 2 – Record of Minor Modifications or Replacements to the Drinking Water System”, as published by the Ministry of the Environment and Climate Change, prior to the modified or replaced components being placed into service; and
 - 4.6.2 Retained for a period of ten (10) years by the owner.
- 4.7** For greater certainty, the verification requirements set out in conditions 4.5 and 4.6 do not apply to any addition, modification, replacement or removal in respect of the drinking water system which:
- 4.7.1 Is exempt from subsection 31(1) of the SDWA by subsection 9.(2) of O. Reg. 170/03; or
 - 4.7.2 Constitutes maintenance or repair of the drinking water system.
- 4.8** The owner shall update any drawings maintained for the drinking water system to reflect the modification or replacement of the works, where applicable.

5.0 Equipment with Emissions to the Air

- 5.1** The drinking water system may be altered by adding, modifying or replacing any of the following drinking water system components that may discharge or alter the rate or manner of a discharge of a compound of concern to the atmosphere:
- 5.1.1 Any equipment, apparatus, mechanism or thing that is used for the transfer of outdoor air into a building or structure that is not a cooling tower;
 - 5.1.2 Any equipment, apparatus, mechanism or thing that is used for the transfer of indoor air out of a space used for the production, processing, repair, maintenance or storage of goods or materials, including chemical storage;
 - 5.1.3 Laboratory fume hoods used for drinking water testing, quality control and quality assurance purposes;
 - 5.1.4 Low temperature handling of compounds with a vapor pressure of less than 1 kilopascal;
 - 5.1.5 Maintenance welding stations;
 - 5.1.6 Minor painting operations used for maintenance purposes;
 - 5.1.7 Parts washers for maintenance shops;
 - 5.1.8 Emergency chlorine and ammonia gas scrubbers and absorbers;
 - 5.1.9 Venting for activated carbon units for drinking water taste and odour control;
 - 5.1.10 Venting for a stripping unit for methane removal from a groundwater supply;
 - 5.1.11 Venting for an ozone treatment unit;

- 5.1.12 Natural gas or propane fired boilers, water heaters, space heaters and make-up air units with a total facility-wide heat input rating of less than 20 million kilojoules per hour, and with an individual fuel energy input of less than or equal to 10.5 gigajoules per hour; or
- 5.1.13 Emergency generators that fire No. 2 fuel oil (diesel fuel) with a sulphur content of 0.5 per cent or less measured by weight, natural gas, propane, gasoline or biofuel, and that are used for emergency duty only with periodic testing.
- 5.2 The owner shall not add, modify or replace a drinking water system component set out in condition 5.1 for an activity that is not directly related to the treatment and/or distribution of drinking water.
- 5.3 The emergency generators identified in condition 5.1.13 shall not be used for non-emergency purposes including the generation of electricity for sale or for peak shaving purposes.
- 5.4 The owner shall prepare an emission summary table for nitrogen oxide emissions only, for each addition, modification or replacement of emergency generators identified in condition 5.1.13.

Performance Limits

- 5.5 The owner shall ensure that a drinking water system component identified in conditions 5.1.1 to 5.1.13 is operated at all times to comply with the following limits:
 - 5.5.1 For equipment other than emergency generators, the maximum concentration of any compound of concern at a point of impingement shall not exceed the corresponding point of impingement limit;
 - 5.5.2 For emergency generators, the maximum concentration of nitrogen oxides at sensitive populations shall not exceed the applicable point of impingement limit, and at non-sensitive populations shall not exceed the Ministry of the Environment and Climate Change half-hourly screening level of 1880 ug/m³ as amended; and
 - 5.5.3 The noise emissions comply at all times with the limits set out in publication NPC-300, as applicable.
- 5.6 The owner shall verify in writing that any addition, modification or replacement of works in accordance with condition 5.1 has met the requirements of the conditions listed in condition 5.5.
- 5.7 The owner shall document how compliance with the performance limits outlined in condition 5.5.3 is being achieved, through noise abatement equipment and/or operational procedures.
- 5.8 The verifications and documentation required in conditions 5.6 and 5.7 shall be:
 - 5.8.1 Recorded on "Form 3 – Record of Addition, Modification or Replacement of Equipment Discharging a Contaminant of Concern to the Atmosphere", as published by the Ministry of the Environment and Climate Change, prior to the additional, modified or replacement equipment being placed into service; and

5.8.2 Retained for a period of ten (10) years by the owner.

5.9 For greater certainty, the verification and documentation requirements set out in conditions 5.6 and 5.8 do not apply to any addition, modification or replacement in respect of the drinking water system which:

5.9.1 Is exempt from subsection 31(1) of the SDWA by subsection 9.(2) of O. Reg. 170/03; or

5.9.2 Constitutes maintenance or repair of the drinking water system.

5.10 The owner shall update any drawings maintained for the works to reflect the addition, modification or replacement of the works, where applicable.

6.0 Previously Approved Works

6.1 The owner may add, modify, replace or extend, and operate part of a municipal drinking water system if:

6.1.1 An approval was issued after January 1, 2004 under section 36 of the SDWA in respect of the addition, modification, replacement or extension and operation of that part of the municipal drinking water system;

6.1.2 The approval expired by virtue of subsection 36(4) of the SDWA; and

6.1.3 The addition, modification, replacement or extension commenced within five years of the date that activity was approved by the expired approval.

7.0 System-Specific Conditions

7.1 Not Applicable.

8.0 Source Protection

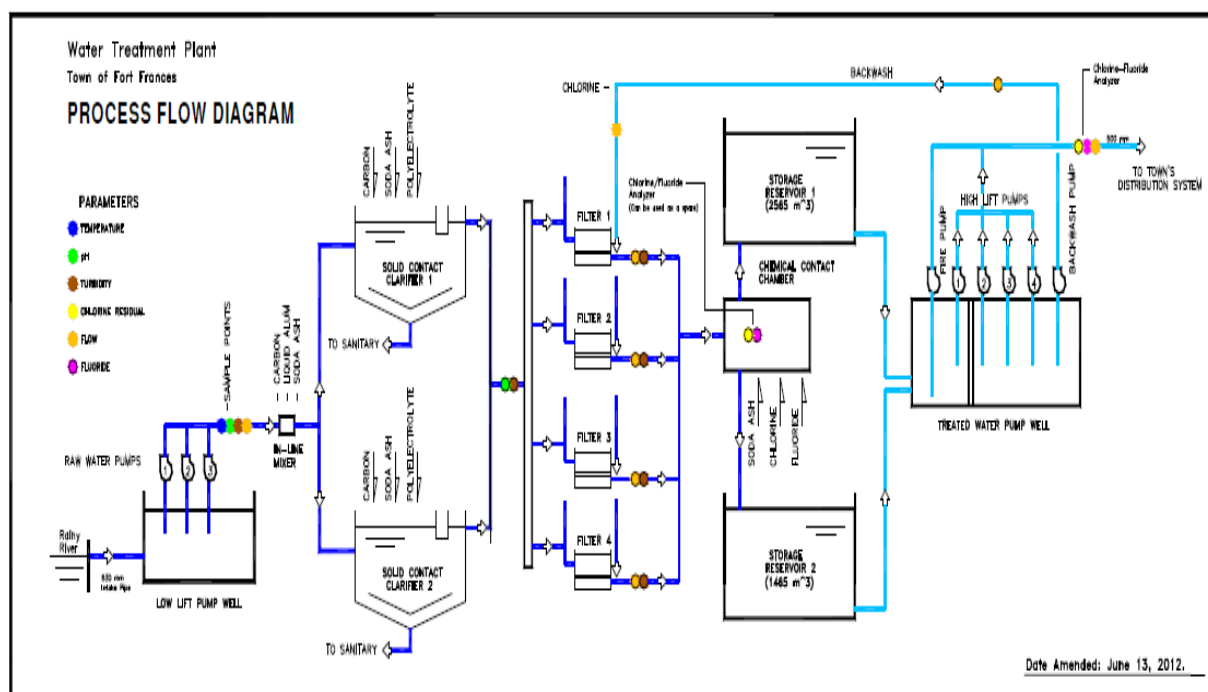
8.1 Not Applicable.

Schedule D: Process Flow Diagrams

System Owner	The Corporation of the Town of Fort Frances
Permit Number	224-201
Drinking Water System Name	Fort Frances Drinking Water System
Schedule D Issue Date	May 13th, 2016

1.0 Process Flow Diagrams

Fort Frances Water Treatment Plant



[Source: Quality Management System Operational Plan Town of Fort Frances Water System, Revision No. 8, October 30, 2015]

Appendix “C”

**PERMIT TO TAKE WATER
Surface Water
Number 3528-AE6PEM**



Ministry of the Environment and Climate Change
Ministère de l'Environnement et de l'Action en
matière de changement climatique

PERMIT TO TAKE WATER

Surface Water

NUMBER 3528-AE6PEM

Pursuant to Section 34.1 of the Ontario Water Resources Act, R.S.O. 1990 this Permit To Take Water is hereby issued to:

The Corporation of the Town of Fort Frances
320 Portage Ave
Fort Frances, Ontario, P9A 3P9
Canada

*For the water
taking from:* Rainy River

Located at: 901 Colonization Rd E
Fort Frances, District of Rainy River

For the purposes of this Permit, and the terms and conditions specified below, the following definitions apply:

DEFINITIONS

- (a) "Director" means any person appointed in writing as a Director pursuant to section 5 of the OWRA for the purposes of section 34.1, OWRA.
- (b) "Provincial Officer" means any person designated in writing by the Minister as a Provincial Officer pursuant to section 5 of the OWRA.
- (c) "Ministry" means Ontario Ministry of the Environment and Climate Change.
- (d) "District Office" means the Kenora District Office.
- (e) "Permit" means this Permit to Take Water No. 3528-AE6PEM including its Schedules, if any, issued in accordance with Section 34.1 of the OWRA.
- (f) "Permit Holder" means The Corporation of the Town of Fort Frances.
- (g) "OWRA " means the *Ontario Water Resources Act*, R.S.O. 1990, c. O. 40, as amended.

You are hereby notified that this Permit is issued subject to the terms and conditions outlined below:

TERMS AND CONDITIONS

1. Compliance with Permit

- 1.1 Except where modified by this Permit, the water taking shall be in accordance with the application for this Permit To Take Water, dated September 12, 2016 and signed by Douglas Herr, and all Schedules included in this Permit.
- 1.2 The Permit Holder shall ensure that any person authorized by the Permit Holder to take water under this Permit is provided with a copy of this Permit and shall take all reasonable measures to ensure that any such person complies with the conditions of this Permit.
- 1.3 Any person authorized by the Permit Holder to take water under this Permit shall comply with the conditions of this Permit.
- 1.4 This Permit is not transferable to another person.
- 1.5 This Permit provides the Permit Holder with permission to take water in accordance with the conditions of this Permit, up to the date of the expiry of this Permit. This Permit does not constitute a legal right, vested or otherwise, to a water allocation, and the issuance of this Permit does not guarantee that, upon its expiry, it will be renewed.
- 1.6 The Permit Holder shall keep this Permit available at all times at or near the site of the taking, and shall produce this Permit immediately for inspection by a Provincial Officer upon his or her request.
- 1.7 The Permit Holder shall report any changes of address to the Director within thirty days of any such change. The Permit Holder shall report any change of ownership of the property for which this Permit is issued within thirty days of any such change. A change in ownership in the property shall cause this Permit to be cancelled.

2. General Conditions and Interpretation

2.1 Inspections

The Permit Holder must forthwith, upon presentation of credentials, permit a Provincial Officer to carry out any and all inspections authorized by the OWRA, the *Environmental Protection Act*, R.S.O. 1990, the *Pesticides Act*, R.S.O. 1990, or the *Safe Drinking Water Act*, S. O. 2002.

2.2 Other Approvals

The issuance of, and compliance with this Permit, does not:

- (a) relieve the Permit Holder or any other person from any obligation to comply with any other applicable legal requirements, including the provisions of the *Ontario Water Resources Act*, and the *Environmental Protection Act*, and any regulations made thereunder; or
- (b) limit in any way any authority of the Ministry, a Director, or a Provincial Officer, including the authority to require certain steps be taken or to require the Permit Holder to furnish any further information related to this Permit.

2.2.1 Prior to the taking of any water under the authorization of the Permit to Take Water, the Permit Holder shall ensure full compliance with the Safe Drinking Water Act, 2002 and its regulations. At no time does this permit authorize the taking of water when out of compliance with the Safe Drinking Water Act, 2002 and its regulations.

2.3 Information

The receipt of any information by the Ministry, the failure of the Ministry to take any action or require any person to take any action in relation to the information, or the failure of a Provincial Officer to prosecute any person in relation to the information, shall not be construed as:

(a) an approval, waiver or justification by the Ministry of any act or omission of any person that contravenes this Permit or other legal requirement; or

(b) acceptance by the Ministry of the information's completeness or accuracy.

2.4 Rights of Action

The issuance of, and compliance with this Permit shall not be construed as precluding or limiting any legal claims or rights of action that any person, including the Crown in right of Ontario or any agency thereof, has or may have against the Permit Holder, its officers, employees, agents, and contractors.

2.5 Severability

The requirements of this Permit are severable. If any requirements of this Permit, or the application of any requirements of this Permit to any circumstance, is held invalid or unenforceable, the application of such requirements to other circumstances and the remainder of this Permit shall not be affected thereby.

2.6 Conflicts

Where there is a conflict between a provision of any submitted document referred to in this Permit, including its Schedules, and the conditions of this Permit, the conditions in this Permit shall take precedence.

3. Water Takings Authorized by This Permit

3.1 Expiry

This Permit expires on **September 27, 2026**. No water shall be taken under authority of this Permit after the expiry date.

3.2 Amounts of Taking Permitted

The Permit Holder shall only take water from the source, during the periods and at the rates and amounts of taking specified in Table A. Water takings are authorized only for the purposes specified in Table A.

Table A

Source Name / Description:	Source: Type:	Taking Specific Purpose:	Taking Major Category:	Max. Taken per Minute (litres):	Max. Num. of Hrs Taken per Day:	Max. Taken per Day (litres):	Max. Num. of Days Taken per Year:	Zone/ Easting/ Northing:
----------------------------	------------------	--------------------------	------------------------	---------------------------------	---------------------------------	------------------------------	-----------------------------------	--------------------------------

1	Rainy River	River	Municipal	Water Supply	12,000	24	17,000,000	365	15 472938 5384735
						Total Taking:	17,000,000		

4. Monitoring

- 4.1 The Permit Holder shall, on each day water is taken under the authorization of this Permit, record the date, the volume of water taken on that date and the rate at which it was taken. The daily volume of water taken shall be measured by a flow meter or calculated in accordance with the method described in the application for this Permit or as otherwise accepted by the Director. A separate record shall be maintained for each source. The Permit Holder shall keep all records required by this condition current and available at or near the site of the taking and shall produce the records immediately for inspection by a Provincial Officer upon his or her request. The Permit Holder, unless otherwise required by the Director, shall submit, on or before March 31st in every year, the daily water taking data collected and recorded for the previous year to the ministry's Water Taking Reporting System.

5. Impacts of the Water Taking

5.1 Notification

The Permit Holder shall immediately notify the local District Office of any complaint arising from the taking of water authorized under this Permit and shall report any action which has been taken or is proposed with regard to such complaint. The Permit Holder shall immediately notify the local District Office if the taking of water is observed to have any significant impact on the surrounding waters. After hours, calls shall be directed to the Ministry's Spills Action Centre at 1-800-268-6060.

5.2 For Surface-Water Takings

The taking of water (including the taking of water into storage and the subsequent or simultaneous withdrawal from storage) shall be carried out in such a manner that streamflow is not stopped and is not reduced to a rate that will cause interference with downstream uses of water or with the natural functions of the stream.

6. Director May Amend Permit

The Director may amend this Permit by letter requiring the Permit Holder to suspend or reduce the taking to an amount or threshold specified by the Director in the letter. The suspension or reduction in taking shall be effective immediately and may be revoked at any time upon notification by the Director. This condition does not affect your right to appeal the suspension or reduction in taking to the Environmental Review Tribunal under the *Ontario Water Resources Act*, Section 100 (4).

The reasons for the imposition of these terms and conditions are as follows:

1. Condition 1 is included to ensure that the conditions in this Permit are complied with and can be enforced.
2. Condition 2 is included to clarify the legal interpretation of aspects of this Permit.
3. Conditions 3 through 6 are included to protect the quality of the natural environment so as to safeguard the ecosystem and human health and foster efficient use and conservation of waters. These conditions allow for the beneficial use of waters while ensuring the fair sharing, conservation and sustainable use of the waters of Ontario. The conditions also specify the water takings that are authorized by this Permit and the scope of this Permit.

In accordance with Section 100 of the Ontario Water Resources Act, R.S.O. 1990, you may by written Notice served upon me and the Environmental Review Tribunal within 15 days after receipt of this Notice, require a hearing by the Tribunal. Section 101 of the Ontario Water Resources Act, R.S.O. 1990, as amended, provides that the Notice requiring the hearing shall state:

1. The portions of the Permit or each term or condition in the Permit in respect of which the hearing is required, and;
2. The grounds on which you intend to rely at the hearing in relation to each portion appealed.

In addition to these legal requirements, the Notice should also include:

3. The name of the appellant;
4. The address of the appellant;
5. The Permit to Take Water number;
6. The date of the Permit to Take Water;
7. The name of the Director;
8. The municipality within which the works are located;

This notice must be served upon:

*The Secretary
Environmental Review Tribunal
655 Bay Street, 15th Floor
Toronto ON
M5G 1E5
Fax: (416) 326-5370*

AND

*The Director, Section 34.1, Ministry of the
Environment and Climate Change
331-435 James St S
Thunder Bay ON P7E 6S7
Fax: (807) 475-1754*

Email: ERTTribunalsecretary@ontario.ca

Further information on the Environmental Review Tribunal's requirements for an appeal can be obtained directly from the Tribunal:

by Telephone at
(416) 212-6349
Toll Free 1(866) 448-2248

by Fax at
(416) 326-5370
Toll Free 1(844) 213-3474

by e-mail at
www.ert.gov.on.ca

This Permit cancels and replaces Permit Number 7280-6UAMD9, issued on 2006/10/05.

Dated at Thunder Bay this 27th day of September, 2016.



Carrie Hutchison
Director, Section 34.1
Ontario Water Resources Act , R.S.O. 1990

Schedule A

This Schedule "A" forms part of Permit To Take Water 3528-AE6PEM, dated September 27, 2016.

Permit To Take Water 7280-6UAMD9, dated October 5, 2006.

Appendix “D”

**DRINKING WATER SYSTEM INSPECTION PROGRAM
(2019 – 2020 Inspection Report)**



**Ministry of the Environment,
Conservation and Parks**

Drinking Water and Environmental
Compliance Division, Northern Region
Thunder Bay District, Kenora Office
808 Robertson Street
Kenora, ON P9N 1X9
Tel.: 807 468-2718
Fax: 807 468-2735

**Ministère de l'Environnement, de la Protection de
la nature et des Parcs**

Division de la conformité en matière d'eau potable
et d'environnement, Direction régionale du Nord
District de Thunder Bay, Bureau de Kenora
808 rue Robertson
Kenora, ON P9N 1X9
Tel. : 807 468-2718
Téléc.: 807 468-2735

March 11, 2020

Town of Fort Frances
320 Portage Ave.
Fort Frances, ON
P9A 3P9

Attention: Craig Miller, Environmental and Facilities Superintendent

Dear Mr. Miller:

Re: Fort Frances Water Treatment Plant Inspection Report (2019/2020)

Please find attached the 2019/2020 municipal water works inspection report. The announced focused inspection was conducted on January 16 and 17, 2020. The time and co-operation of all operators involved was greatly appreciated.

Three non-compliance issues were identified during the inspection. Actions required to address each of these non-compliance issues are included on pages 13 through 14 of the inspection report. Please note that "Actions Required" are linked to incidents of non-compliance with regulatory requirements contained within an Act, a Regulation, or site-specific approvals, licenses, permits, orders, or instructions. Such violations could result in the issuance of mandatory abatement instruments including Orders, tickets, penalties, or referrals to the ministry's Investigations and Enforcement Branch.

Best practice issues and associated recommendations, for the continued improvement of operations of the Fort Frances drinking-water system, are provided on pages 15 and 16 of the inspection report. "*Recommended Actions*" convey information that the owner or operating authority should consider implementing in order to advance efforts already in place to address such issues as emergency preparedness, the fulsome availability of information to consumers, and conformance with existing and emerging industrial standards. Please note that items which appear as recommended actions do not, in themselves, constitute violations.

In order to measure individual inspection results, the Ministry has established an inspection compliance risk framework based on the principles on the Inspection, Investigation & Enforcement (II&E) Secretariat and advice in internal/external risk experts. The Inspection

Summary Rating Record (IRR), included as Appendix B of the inspection report, provides the Ministry, the system owner and the local Public Health Units with a summarized quantitative measure of the drinking water system's annual inspection and regulated water quality testing performance. Please note the attached IRR methodology memo describing how the risk rating model has improved to better reflect the health related and administrative non-compliance found in an inspection report. IRR ratings are published (for the previous inspection year) in the Ministry's Chief Drinking Water Inspector's Annual Report. If you have any questions or concerns regarding the rating, please contact Dave Manol, Drinking Water Program Supervisor, at (807) 627-7632.

Section 19 of the Safe Drinking Water Act (Standard of Care) creates a number of obligations for individuals who exercise decision-making authority over municipal drinking water systems. Please be aware that the Ministry has encouraged such individuals, particularly municipal councilors, to take steps to be better informed about the drinking water systems over which they have decision-making authority. These steps could include asking for a copy of this inspection report and a review of its findings. Further information about Section 19 can be found in "*Taking Care of Your Drinking Water: A guide for members of municipal council*" found under "Resources" on the Drinking Water Ontario website at www.ontario.ca/drinkingwater.

If you have any questions or comments in regards to this inspection, or if you would like to discuss Ontario's drinking water legislation, please contact Carolyn Lacroix at (807) 468-2727.

Sincerely,



Ministry of the Environment, Conservation and Parks
Thunder Bay District, Kenora Office

CL/cl

cc. Northwestern Health Unit
21 Wolsley Street
Kenora, Ontario
P9N 3W7
Attention: Thomas Nabb, Program Manager

cc. Ministry of Natural Resources and Forestry
922 Scott Street
Fort Frances, Ontario
P9A 6S7
Attention: Greg Chapman, District Manager

cc. Ministry of the Environment, Conservation and Parks
435 James Street South
Suite 331
Thunder Bay, Ontario
P7E 6S7

Attention: Dave Manol, Water Supervisor

cc. Thunder Bay District, Kenora Office
File Number: DK DY WI – 540



Ministry of the Environment, Conservation and Parks

**FORT FRANCES DRINKING WATER SYSTEM
Inspection Report**

Site Number:	220000978
Inspection Number:	1-KZ2A8
Date of Inspection:	Jan 20, 2020
Inspected By:	Carolyn Lacroix

TABLE OF CONTENTS

	<u>Page</u>
Owner Information	
Contact Information	2
Inspection Details	
Drinking Water System Components Description	2
Inspection Summary	
Introduction	4
Source	4
Capacity Assessment	4
Treatment Processes	5
Treatment Process Monitoring	6
Operations Manuals	8
Logbooks	8
Security	8
Certification and Training	9
Water Quality and Monitoring	11
Water Quality Assessment	11
Reporting and Corrective Actions	11
Other Inspection Findings	11
 Non-Compliance with Regulatory Requirements and Actions Required	 13
 Summary of Best Practice Issues and Recommendations	 15
 Signatures	 17
 Appendices	
Appendix A – Key Reference Materials	
Appendix B – Inspection Summary Rating Record	

OWNER INFORMATION:

Company Name:	FORT FRANCES, THE CORPORATION OF THE TOWN OF		
Street Number:	320	Unit Identifier:	
Street Name:	PORTAGE Ave		
City:	FORT FRANCES		
Province:	ON	Postal Code:	P9A 3P9

CONTACT INFORMATION

INSPECTION DETAILS:

Site Name:	FORT FRANCES DRINKING WATER SYSTEM
Site Address:	901 COLONIZATION Road East FORT FRANCES ON P9A 3P9
County/District:	FORT FRANCES
MECP District/Area Office:	Kenora Area Office
Health Unit:	NORTHWESTERN HEALTH UNIT
Conservation Authority:	
MNR Office:	Fort Frances District Office
Category:	Large Municipal Residential
Site Number:	220000978
Inspection Type:	Announced
Inspection Number:	1-KZ2A8
Date of Inspection:	Jan 20, 2020
Date of Previous Inspection:	Feb 04, 2019

COMPONENTS DESCRIPTION

Site (Name):	MOE DWS Mapping
Type:	DWS Mapping Point

Sub Type:

Site (Name):	SOURCE
Type:	Source

Sub Type: Surface

Comments:

The raw water supply for the Fort Frances municipal drinking water system is taken from the Rainy River at the outflow of Rainy Lake. The source water is generally of good quality, however it can be subject to elevated levels of colour, turbidity, and dissolved organic carbon.

Source water is gravity-fed into a low-lift pump well located within the plant. It is then drawn through a 630 mm diameter, 190 m long intake line that is equipped at the terminal end with a stainless steel screen. Coarse material is screened at the initial intake point and again through a set of screens within the raw water well.

Site (Name):	TREATED WATER
Type:	Treated Water POE

Sub Type: Pumphouse

Comments:

Three (3) vertical turbine low lift pumps deliver raw water through a common header equipped with alum and soda ash injection points, an in-line mixer, and a flow meter. Alum is added at all times when water is being produced;

soda ash is added only when needed based on the pH of the raw water supply. Polymer is then injected as the water passes into two solids contact clarifiers. The clarifiers are equipped with blow-down devices to remove excess sludge, which is discharged to the municipal sanitary sewer. Clarified water passes through one of four dual media (anthracite coal/sand) filters. Each filter effluent line is monitored for pH and turbidity. Water is disinfected in a baffled contact chamber by the addition of chlorine gas. Soda ash, used for pH adjustment is added to the clearwell, as well as hydrofluosilicic acid. Treated water flows are measured using an in-line flow meter.

Four high lift pumps (rated at 63.1 L/s (2), 94.7 L/s and 126.2 L/s) pressurize treated water as it is directed to the distribution system. Distribution system pressure is also maintained by the elevated storage tank located in the southwest portion of Fort Frances.

A complete description of the treatment system can be found in Drinking Water Works Permit No. 224-201.

Site (Name): DISTRIBUTION (WATER INSPECTION)

Type: Other

Sub Type: Other

Comments:

The Fort Frances distribution system services a population of approximately 8,000 in Town, another 300 people in the neighbouring community of Couchiching First Nation and has one connection to a property in the neighbouring Alberton Township. The distribution system is comprised of ductile steel, cast iron, and PVC piping. The original system was installed in the early 1900's. As older pipes are replaced, PVC piping comprises an increasing proportion of the works. Some sections of the distribution system have been looped at the recommendation of a consulting engineer, however several dead ends still remain. The distribution system is 70.73 kilometres in length and contains 399 fire hydrants.

A 4,500 cubic meter elevated storage tower is located in the southwest portion of the town. A telemetry system is used to maintain water levels in the tower. A paced-to-flow chlorination system injects liquid calcium hypochlorite at the outflow from the storage tower to maintain adequate chlorine residuals in the distribution system.

INSPECTION SUMMARY:

Introduction

- The primary focus of this inspection is to confirm compliance with Ministry of the Environment, Conservation and Parks (MECP) legislation as well as evaluating conformance with ministry drinking water related policies and guidelines during the inspection period. The ministry utilizes a comprehensive, multi-barrier approach in the inspection of water systems that focuses on the source, treatment and distribution components as well as management practices.

This drinking water system is subject to the legislative requirements of the Safe Drinking Water Act, 2002 (SDWA) and regulations made therein, including Ontario Regulation 170/03, "Drinking Water Systems" (O.Reg. 170/03). This inspection has been conducted pursuant to Section 81 of the SDWA.

This report is based on a "focused" inspection of the system. Although the inspection involved fewer activities than those normally undertaken in a detailed inspection, it contained critical elements required to assess key compliance issues. This system was chosen for a focused inspection because the system's performance met the ministry's criteria, most importantly that there were no deficiencies as identified in O.Reg. 172/03 over the past 3 years. The undertaking of a focused inspection at this drinking water system does not ensure that a similar type of inspection will be conducted at any point in the future.

This inspection report does not suggest that all applicable legislation and regulations were evaluated. It remains the responsibility of the owner to ensure compliance with all applicable legislative and regulatory requirements.

This announced, focused inspection was conducted on January 16 and 17, 2020, by Water Inspector, Carolyn Lacroix and Acting Water Inspector, Megan Smith. The inspection included a tour of the Drinking Water System (DWS) components, document review and interview with DWS personnel. The inspection review period is the period of time from the date of the previous Ministry of the Environment Conservation and Parks (MECP) inspection conducted on February 4 and 5, 2019, to the date of this inspection, unless otherwise stated.

Text highlighted in bold-type is computer-generated based on yes/no responses to standard questions answered during the inspection. Supporting information, in regular font, has been added by the undersigned Water Inspector to qualify standard responses and to provide additional guidance/information.

Source

- **The owner did not have a harmful algal bloom monitoring plan in place.**

Drinking water systems on a surface water source may experience blue-algal blooms in their source water during the warmer months of the year. The Ministry has previously issued guidance via a letter asking systems to monitor for algal blooms.

The Town of Fort Frances does not currently have an algal bloom monitoring plan in place. To date, the facility has not had any issues with algal blooms.

All updated Municipal Drinking Water Licences will now include harmful algal bloom conditions related to monitoring, sampling and reporting.

Capacity Assessment

- **There was sufficient monitoring of flow as required by the Municipal Drinking Water Licence or Drinking Water Works Permit issued under Part V of the SDWA.**

Conditions 2.1.1 and 2.1.2, Schedule C, Municipal Drinking Water Licence (MDWL) #224-101, requires continuous

Capacity Assessment

measurements and recording of the flow rate and daily volume of raw water flowing into the water treatment plant (WTP) and of treated water flowing from the WTP into the distribution system. The Fort Frances WTP is equipped with one raw water flow meter and one treated water flow meter. This information is recorded into the facility's SCADA monitoring system.

During the inspection review period, there were three occasions where small data gaps (<30 minutes) in both raw and treated data were identified. During these periods; however, the plant was shutdown due to power failure.

- **The owner was in compliance with the conditions associated with maximum flow rate or the rated capacity conditions in the Municipal Drinking Water Licence issued under Part V of the SDWA.**

Condition 1.1, Schedule C, MDWL #224-101, identifies the rated capacity of the Fort Frances WTP as 17,000 m³/day. This represents the maximum daily volume of treated water that is allowed to be directed to the distribution system, from the WTP.

During the review period, the highest volume of treated water pumped to the distribution system, in a single day, was 5260m³, in May of 2019. This represents 31% of the plants rated capacity.

Treatment Processes

- **The owner had ensured that all equipment was installed in accordance with Schedule A and Schedule C of the Drinking Water Works Permit.**

During the inspection, ministry staff toured the WTP and the water tower.

The following discrepancy was noted in Schedule A of Drinking Water Works Permit (DWWP) #224-201:

- The alum chemical metering pump is described as "having a calibration cylinder controlled automatically on the basis of the raw water flow". A new chemical metering pump has been installed and the new pump does not have a calibration cylinder. The instrument is now calibrated manually by weighing a sample.

During the next Drinking Water Works Permit and Municipal Drinking Water License renewal, the above item is to be updated.

- **The owner/operating authority was in compliance with the requirement to prepare Form 1 documents as required by their Drinking Water Works Permit during the inspection period.**

Municipal Water Works Permit (MWWP) # 224-201 allows for the Fort Frances drinking water system to be altered by adding, modifying, replacing or extending a watermain within the distribution system if certain conditions are met. These conditions are outlined in MWWP, Schedule B, section 3.0(3.3) and includes the requirement for all work to be recorded on a "Form 1 - Record of Watermains Authorized as a Future Alteration", prior to the watermain, addition, modification.

During the inspection review period, one form 1 was completed for the following work:

Second Street East:

- 194m of 150mm PVC VM installed on Second Street East between Portage Avenue and Victoria Avenue.
- 32m of 200mm & 24m of 400mm PVC VM installed in the intersection of Second Street & Victoria Avenue.

Erin Crescent:

- 340m of 150mm PVC VM installed on Erin Crescent connecting to existing 150mm stubs on Kaitlyn Drive.

During the inspection, it was confirmed that the Form 1 document was prepared when required and in accordance with their Drinking Water Works Permit.

- **Records indicated that the treatment equipment was operated in a manner that achieved the design capabilities required under Ontario Regulation 170/03 or a Drinking Water Works Permit and/or Municipal Drinking Water Licence issued under Part V of the SDWA at all times that water was being supplied to consumers.**

Treatment Processes

In accordance with O. Reg. 170/03, Schedule 1-2(2), surface water systems must have chemically assisted filtration and disinfection and achieve an overall performance of at least a 2-log (99%) removal/inactivation of *Cryptosporidium* oocysts, a 3-log (99.9%) removal/inactivation of *Giardia* cysts, and a 4-log (99.99%) removal/inactivation of viruses, by the time the water is delivered to the first consumer. The Fort Frances WTP achieves the above performance criteria using conventional treatment consisting of coagulation, flocculation, sedimentation filtration, and chlorine disinfection.

Trends on the SCADA system were reviewed to ensure that minimum chlorine residuals were met continuously. Under worst case conditions (temp 0.5 degrees Celsius, pH 7.5, clear-well level 60% capacity, treated water flow 17000 cubic meters per day), the plant must maintain their chlorine residual above 0.85 mg/L. Records reviewed during the inspection confirmed that the system was providing the required level of treatment throughout the inspection review period. If the treated water chlorine residual dropped below the alarm set point, the high lift pumps will shut down and stop the flow of water to the distribution system.

Monthly turbidity summaries were reviewed to ensure that the filtered water turbidity was less than or equal to 0.3 NTU in 95% of the measurements taken each month. This was met throughout the inspection review period.

- **Records confirmed that the water treatment equipment which provides chlorination or chloramination for secondary disinfection purposes was operated so that at all times and all locations in the distribution system the chlorine residual was never less than 0.05 mg/l free or 0.25 mg/l combined.**

Distribution chlorine levels must be maintained at or above 0.05 mg/L at all times. The lowest recorded chlorine level in the distribution system during the inspection review period was 0.33 mg/L. This reading was recorded with a handheld colorimeter, on August 21, 2019, at the facilities water storage tower.

- **Where an activity has occurred that could introduce contamination, all parts of the drinking water system were not disinfected in accordance with Schedule B, Condition 2.3 of the Drinking Water Works Permit.**

Municipal Water Works Permit (MWWP) # 224-201, Schedule B, Condition 2.3 requires all parts of the drinking water system in contact with drinking water which are: added, modified, replaced, extended, or taken out of service for inspection, repair or other activities that lead to contamination, shall be disinfected before being put into service in accordance with the ministry's Watermain Disinfection Procedure.

During the inspection review period, Bay City Contracting performed work on the distribution system, on behalf of the DWS owner. Prior to bringing the affected portion of the distribution system back into service, disinfection was required; however, since disinfection records were not maintained, the undersigned officer could not confirm that the appropriate disinfection procedure was followed.

Treatment Process Monitoring

- **Primary disinfection chlorine monitoring was conducted at a location approved by Municipal Drinking Water Licence and/or Drinking Water Works Permit issued under Part V of the SDWA, or at/near a location where the intended CT has just been achieved.**

The treated water chlorine residual is monitored by a continuous analyzer at the point where treated water enters the distribution system.

- **Continuous monitoring of each filter effluent line was being performed for turbidity.**

O. Reg. 170/03, Section 7-3(2)(b) requires the owner of the system to ensure that sampling and testing for turbidity is carried out by continuous monitoring equipment on each filter effluent line.

All four filters in the WTP are equipped with turbidity analyzers. Continuous turbidity data from each filter is printed daily, reviewed by operators and filed in the WTP office.

During the inspection review period, there were 5 occurrences where a data gap was observed. For each occurrence, the treatment logbook confirmed that the plant was not running during this time.

Treatment Process Monitoring

- **The secondary disinfectant residual was not measured as required for the distribution system.**

O.Reg 170, Section 7-2(3) requires that the owner and operating authority of a large municipal residential system that provides secondary disinfection shall ensure that at least seven (7) distribution samples are taken each week in accordance with subsection (4). For systems which provide chlorination, samples must be tested immediately for free chlorine residual.

During the review period, a daily distribution chlorine residual was taken from the water tower and the result documented in the water tower log book except for on July 5, 2019 and December 28, 2019. On these days, the operator made an entry in the log book that they were at the water tower; however, a distribution chlorine residual was not recorded.

- **Operators were examining continuous monitoring test results and they were examining the results within 72 hours of the test.**

Daily, operators review continuous treated water chlorine residual data, for the previous 24 hours, off the circle chart recorder and filter effluent turbidity from a printout of each filter's continuous data, for the previous 24 hour period. In addition, the trending for these parameters are reviewed on the facility's SCADA system, every 24 hours. The operations manual has a standard operating procedure for "Reviewing Continuous Monitoring Turbidity Test Results."

- **All continuous monitoring equipment utilized for sampling and testing required by O. Reg.170/03, or Municipal Drinking Water Licence or Drinking Water Works Permit or order, were equipped with alarms or shut-off mechanisms that satisfy the standards described in Schedule 6.**

Currently, the alarm set points for chlorine and turbidity are as follows:

- Final Effluent Low Chlorine Alarm = 1.4 mg/L - If final effluent chlorine levels drop below this set point, an alarm will sound immediately and the high lift pumps will shut down. The system will run off of the water tower.
- Final Effluent High Chlorine Alarm = 3.2 mg/L - calls out operator on duty.
- Filter Effluent Turbidity High Alarm = 0.3 NTU - plant alarm sounds, if the filter effluent turbidity continues to exceed the set point for more than 10 min, the filter that is exceeding will shut down and a call out will be made to the on-call operator.
- Filter Effluent Turbidity High High Alarm = 0.80 NTU - plant immediately alarms, calls out the on-call operator and filter shuts down.
- Filter Effluent Turbidity Low Alarm = - 0.01 mg/L.

- **Continuous monitoring equipment that was being utilized to fulfill O. Reg. 170/03 requirements was performing tests for the parameters with at least the minimum frequency specified in the Table in Schedule 6 of O. Reg. 170/03 and recording data with the prescribed format.**

Final effluent chlorine residuals and filter effluent turbidity from of each filter, are read and recorded in the SCADA system every 60 seconds. Final effluent chlorine residuals are also documented on a chart recorder.

Daily, the SCADA system prints out a summary of all the filter effluent turbidity data. Based on the data collected, every 15 minutes, the mean, maximum and average values of the previous 15 minutes of data are recorded.

During the inspection, it was confirmed that the minimum testing and recording frequency was met for the inspection review period.

- **All continuous analysers were calibrated, maintained, and operated, in accordance with the manufacturer's instructions or the regulation.**

Treatment Process Monitoring

O. Reg. 170/03, section 6-5(1)8, requires that the continuous monitoring equipment must be checked and calibrated in accordance with the manufacturer's instructions.

The Rosemont Chlorine Residual Analyzer is used to continuously monitor the treated water chlorine residual. The instruction manual for this instrument does not state how frequently the instrument is to be calibrated; therefore, O. Reg. 170/03, Schedule 6, section 6-5(1)10 applies. This section requires that the instrument be checked and calibrated as frequently as necessary to ensure that the margin of error for free chlorine residual test results are within 0.05 mg/L, if the concentrations usually measured by the equipment are less than or equal to 1.0 mg/L, and proportionally higher if the concentrations usually measured are greater than 1.0 mg/L.

Documentation shows that the analyzer was last calibrated by an outside party on August 20, 2019 and had been previously calibrated on August 23, 2018. In addition, manual chlorine residuals are taken daily and compared to the on-line analyzer. If the analyzer starts to drift, an in-house calibration is completed.

Rosemount Clarity II Turbidity Analyzers are used to continuously monitor the filter effluent turbidity on each filter. The instruction manual, for these instruments requires that they be calibrated annually. Documentation shows that the filter 1, 3 and 4 turbidity analyzers were calibrated on August 20, 2019 and had been previously calibrated on August 23, 2018 (filter #2 was not calibrated because it is currently off-line and there are no plans to bring it back on-line at this time). In addition, in-house calibrations of the # 1, 3 and 4 filter effluent turbidity analyzers are completed monthly.

Operations Manuals

- **The operations and maintenance manuals contained plans, drawings and process descriptions sufficient for the safe and efficient operation of the system.**

O.Reg 128/04, Section 28 requires that the owner or operating authority ensure that operators and maintenance personnel in the subsystem have ready access to the comprehensive operations and maintenance manuals that contain plans, drawings and process descriptions sufficient for the safe and efficient operation of the subsystem.

The facility's Operations and Maintenance Manual is located in at the WTP, readily accessible to all operators and contains all information required by O.Reg 128/04, s.28.

- **The operations and maintenance manuals met the requirements of the Drinking Water Works Permit and Municipal Drinking Water Licence issued under Part V of the SDWA.**

Logbooks

- **Records or other record keeping mechanisms confirmed that operational testing not performed by continuous monitoring equipment was being done by a certified operator, water quality analyst, or person who suffices the requirements of O. Reg. 170/03 7-5.**

During the review period, only certified operators operated the water treatment plant and the distribution system.

Security

- **The owner had provided security measures to protect components of the drinking water system.**

Security measures provided at the WTP include:

- "No Trespassing" signs;
- alarm system; and
- locked doors when employees are not present.

Security measures provided at the water tower include:

- "No Trespassing" signs; and

Security

- a fence around the water tower that is gated and locked
There are a limited number of keys available for the WTP and the water tower.

Certification and Training

- **The overall responsible operator had been designated for each subsystem.**

The Fort Frances WTP is a Class 3 subsystem and the distribution system is a Class 2 subsystem.

Two operators operated as the ORO for both the WTP and distribution system during the inspection review period. Both ORO's hold a valid class 3 certificate for water treatment subsystem and a Class 2 certificate for the distribution system. The ORO for the WTP and distribution system is listed in each logbook daily.

During a review of the distribution daily logbook, it was noted that there were no entries made (i.e. no operator was identified) on the following dates:

- February 10, 2019
- February 16 and 17, 2019

This non-compliance, failure to identify ORO on a weekend, was identified and required action as a result of the 2018-19 Inspection. The 2018-19 inspection report was sent to the DWS owner on February 28, 2019, since this date, this non-compliance has since been corrected.

- **Operators-in-charge had been designated for all subsystems which comprised the drinking water system.**

Only operators with the appropriate level of certification were designated as the OIC for the review period. The OIC's for both the WTP and distribution system are listed in the WTP and distribution logbook daily.

- **All operators possessed the required certification.**
- **Only certified operators made adjustments to the treatment equipment.**

Water Quality Monitoring

- **All microbiological water quality monitoring requirements for distribution samples were being met.**

O. Reg. 170/03, Schedule 10, section 10-2 requires owners and operating authorities of DWS's that serve 100,000 people or fewer to ensure that at least eight distribution samples plus one additional distribution sample for every 1,000 people served by the system are taken each month.

At least one of the samples must be taken each week. The samples must be tested for E. coli and total coliform bacteria with at least 25% of the required samples to be tested for general bacteria measured using heterotrophic plate counts (HPC).

The Fort Frances DWS serves a population of approximately 8,000 people; therefore, at least 16 distribution samples must be taken every month. This requirement was met throughout the inspection review period.

- **All microbiological water quality monitoring requirements for treated samples were being met.**

Section 10-3, O. Reg. 170/03, requires drinking water system owners to ensure that at least one treated water sample is taken every week (from the point of entry to the distribution system) and is tested for total coliform bacteria, E. coli, and HPC bacteria. Samples must be taken at least 5 days and not more than 10 days from when the previous weekly treated water sample was taken.

This requirement was met throughout the inspection review period

Water Quality Monitoring

- **All inorganic water quality monitoring requirements prescribed by legislation were conducted within the required frequency.**

Treated water samples must be taken at least once every 12 months (+/- 30 days from the anniversary of the previous sampling date) and tested for the inorganic parameters listed in O. Reg. 170/03, Schedule 23. These parameters were last sampled for on March 12, 2019, and had been previously sampled on March 6, 2018.

- **All organic water quality monitoring requirements prescribed by legislation were conducted within the required frequency.**

Treated water samples must be taken at least once every 12 months (+/- 30 days from the anniversary of the previous sampling date) and tested for organic parameters listed in O. Reg. 170/03, Schedule 24. These parameters were last sampled for on March 12, 2019, and had been previously sampled on March 6, 2018.

- **All haloacetic acid water quality monitoring requirements prescribed by legislation are being conducted within the required frequency and at the required location.**

In accordance with section 13-6.1, Schedule 13, O. Reg. 170/03, a sample from the distribution system or plumbing is required to be taken and tested for Haloacetic acid (i.e. HAAs) once in each calendar quarter, from a location that is likely to have an elevated potential for the formation of HAA's. During the inspection review period, HAA samples were collected from the water tower in each calendar quarter.

- **All trihalomethane water quality monitoring requirements prescribed by legislation were conducted within the required frequency and at the required location.**

In accordance with section 13-6, Schedule 13, O. Reg. 170/03, a sample from the distribution system or plumbing is required to be taken and tested for Trihalomethanes (i.e. THMs) once in each calendar quarter, from a location that is likely to have an elevated potential for the formation of THM's.

During the inspection review period, THM samples were collected from the water tower, in each calendar quarter. The running annual average THM concentration at the time of the inspection was 75.64 ug/L, the maximum acceptable concentration is 100 ug/L.

- **All nitrate/nitrite water quality monitoring requirements prescribed by legislation were conducted within the required frequency for the DWS.**

Treated water samples must be taken every three months for analysis of nitrate and nitrite, in accordance with O.Reg. 170/03, Schedule 13, section 13-7. During the inspection review period, samples were collected in each calendar quarter. All nitrate and nitrite samples were collected from the WTP at the point of entry to the distribution system. All samples met the requirements listed above.

- **All sodium water quality monitoring requirements prescribed by legislation were conducted within the required frequency.**

Sodium samples must be collected from the WTP at the point of entry to the distribution system at least once every 60 months to meet the requirements of O. Reg. 170/03, Schedule 13, section 13-8. A sodium sample was last collected from the Fort Frances WTP on March 9, 2015 and the result was 16.4 mg/L. It had been previously sampled on March 8, 2010.

- **The required daily samples were being taken at the end of the fluoridation process.**

Schedule 7, section 7-4 of O. Reg. 170/03 requires that if a drinking water system provides fluoridation, the owner of the system and the operating authority for the system shall ensure that a water sample is taken at the end of the fluoridation process at least once every day and is tested for fluoride. Fluoride residuals were being recorded daily by operators. Fluoride is monitored by a continuous analyzer at the same location as the treated water chlorine analyzer, after treatment, prior to water leaving the plant.

During the review period, the highest observed fluoride residual observed from the daily recording of fluoride residual was 0.79 mg/L. The limit for fluoride is 1.5 mg/L.

Water Quality Monitoring

- **All water quality monitoring requirements imposed by the MDWL or DWWP issued under Part V of the SDWA were being met.**
Suspended solids are required to be monitored quarterly at the point of discharge to the Rainy River. Records indicate that manual composite samples were collected quarterly during the inspection review period and were tested for suspended solids.
- **Records confirmed that chlorine residual tests were being conducted at the same time and at the same location that microbiological samples were obtained.**

Water Quality Assessment

- **Records did not show that all water sample results taken during the inspection review period did not exceed the values of tables 1, 2 and 3 of the Ontario Drinking Water Quality Standards (O.Reg. 169/03).**
During the inspection review period, the DWS had one (1) adverse water quality incident (AWQI), for the presence of Total Coliforms (TC) which occurred on February 27, 2019. This sample result exceeded the Ontario Drinking Water Quality Standards, Schedule 1, Microbiological Samples. The incident was documented into the ministry's database as AWQI # 144882.

Reporting & Corrective Actions

- **Corrective actions (as per Schedule 17) had been taken to address adverse conditions, including any other steps that were directed by the Medical Officer of Health.**
A review of the ministry's incident report for AWQI # 144882 mentioned above confirmed that operators met all of the corrective action requirements of O.Reg 170/03, Section 17-6 (presence of total coliforms).
- **All required notifications of adverse water quality incidents were immediately provided as per O. Reg. 170/03 16-6.**
A review of the ministry's incident report for AWQI # 144882 confirmed that the operator reported the adverse test result as required by O.Reg 170/03, section 16-1(1). The incident was immediately reported to both the ministry's Spills Action Centre and the Medical Officer of Health.
- **Where required continuous monitoring equipment used for the monitoring of chlorine residual and/or turbidity triggered an alarm or an automatic shut-off, a qualified person responded in a timely manner and took appropriate actions.**
On average, it takes an operator approximately 10 minutes to respond to an alarm call out. Only certified operators responded to alarms during the inspection review period.

Other Inspection Findings

- **The following instance(s) of non-compliance were also noted during the inspection:**
Section 26 of O. Reg 128/04 (Certification of Drinking Water System Operators and Water Quality Analysts) outlines the responsibilities of an Operator-in-Charge (OIC). A review of the distribution logbook found that more than one operator was recorded as OIC during the same operating shift, for the same subsystem. Although more than one OIC can be designated for one operating shift, each OIC must have separated areas of responsibility. On days when more than one OIC was designated for the distribution system, the logbook entries did not include information identifying different areas of responsibility. Having multiple OICs for the same process area leads to a lack of clarity around which operator is in charge and who can give instruction to other operators.

Other Inspection Findings

- **The following issues were also noted during the inspection:**

1.) The facility utilizes a daily turbidity print out report, whereby they review the previous 24 hours of data each day. This is one of the ways in which operators demonstrate that they are continuously examining test results within 72 hours after tests are conducted, as required by O. Reg. 170/03, section 6-5(1)3. Once operators have completed their review, the print out is signed and dated.

A review of the daily turbidity reports identified that, on occasion, operators did not identify anomalies such as turbidity spikes and data gaps on the reports, nor were the anomalies linked back to the logbook. If anomalies are not identified, it cannot be confirmed that the data is being reviewed.

2.) During the inspection, it was identified that on September 29, 2019, an operator responded to an alarm; however, the operator did not identify the reason for the alarm in the logbook.

3.) MDWL # 224-10, Schedule B, Section 16.2.3 requires that a description of the process used to achieve primary and secondary disinfection within the drinking water system, be included in the facility's Operations and Maintenance Manual. During a review of this manual, it was determined that although the facility has included a copy of the CT calculations, the manual lacked a detailed description of all the processes the facility uses to achieve primary disinfection (i.e. chemically assisted filtration in combination with chlorination).

4.) The facility's Monthly Turbidity Report provides a daily summary of backwash run time for each filter, as well as a total monthly summary of backwash run time for each filter. A review of these reports identified, that on occasion, the daily backwash run time did not add up to the monthly backwash run time total. This observation was brought forward to operating staff, who verified that the daily backwash run time data in the table is correct; however, the monthly totals are sometimes incorrect.

- **The following items are noted as being relevant to the Drinking Water System:**

O. Reg. 170/03, Section 13-6.1 requires at least one distribution sample be taken in each calendar quarter, from a point in the drinking water system's distribution system or plumbing that is connected to the drinking water system, that is likely to have an elevated potential for the formation of haloacetic acids.

On May 9, 2018, the ministry sent a letter to all municipal drinking water system owners clarifying the ministry's guidance for HAA sampling. This letter suggested that in each year leading up to implementation of the HAA standard, HAA's be sampled annually from different locations (i.e. beginning, middle and end of distribution system) in order to characterize the HAA's throughout the distribution system.

A review of the quarterly HAA sampling from 2017-2019 confirms that HAA samples were taken from various locations throughout the distribution system and the greatest formation of HAAs, was observed at facility's Water Tower.

NON-COMPLIANCE WITH REGULATORY REQUIREMENTS AND ACTIONS REQUIRED

This section provides a summary of all non-compliance with regulatory requirements identified during the inspection period, as well as actions required to address these issues. Further details pertaining to these items can be found in the body of the inspection report.

1. **Where an activity has occurred that could introduce contamination, all parts of the drinking water system were not disinfected in accordance with Schedule B, Condition 2.3 of the Drinking Water Works Permit.**

Municipal Water Works Permit (MWWP) # 224-201, Schedule B, Condition 2.3 requires all parts of the drinking water system in contact with drinking water which are: added, modified, replaced, extended, or taken out of service for inspection, repair or other activities that lead to contamination, shall be disinfected before being put into service in accordance with the ministry's Watermain Disinfection Procedure.

During the inspection review period, Bay City Contracting performed work on the distribution system, on behalf of the DWS owner. Prior to bringing the affected portion of the distribution system back into service, disinfection was required; however, since disinfection records were not maintained, the undersigned officer could not confirm that the appropriate disinfection procedure was followed.

Action(s) Required:

Effective immediately, the owner and operating authority shall ensure that all information required by Section 4.0 of the Watermain Disinfection Procedure, is recorded when performing maintenance and repair activities as per section 1.4 and 3 of the procedure. Specifically, information pertaining to disinfection is to include:

- if post-repair flushing has taken place
 - for Category 2 - Special Cases, include site specific plan. If chlorine disinfection was used, indicate initial concentration, contact time, final concentration and final concentration as percentage of initial concentration
 - Disinfectant residual on final post repair flushing. If final disinfectant residual is less than 0.2 mg/L free chlorine
- By no later than March 31, 2020, the operating authority shall submit to the undersigned water inspector, a written procedure which details how they will ensure that the information outlined in Section 4, of the Watermain Disinfection Procedure, is documented, including when the work and disinfection is performed by an outside company.

2. **The secondary disinfectant residual was not measured as required for the distribution system.**

O.Reg 170, Section 7-2(3) requires that the owner and operating authority of a large municipal residential system that provides secondary disinfection shall ensure that at least seven (7) distribution samples are taken each week in accordance with subsection (4). For systems which provide chlorination, samples must be tested immediately for free chlorine residual.

During the review period, a daily distribution chlorine residual was taken from the water tower and the result documented in the water tower log book except for on July 5, 2019 and December 28, 2019. On these days, the operator made an entry in the log book that they were at the water tower; however, a distribution chlorine residual was not recorded.

Action(s) Required:

Effective immediately, the owner shall ensure that distribution chlorine residuals are taken and the result recorded, in accordance with O. Reg. 170, Section 7-2(3).

3. **The following instance(s) of non-compliance were also noted during the inspection:**

Section 26 of O. Reg 128/04 (Certification of Drinking Water System Operators and Water Quality Analysts) outlines the responsibilities of an Operator-in-Charge (OIC). A review of the distribution logbook found that more than one operator was recorded as OIC during the same operating shift, for the same subsystem. Although more than one

OIC can be designated for one operating shift, each OIC must have separated areas of responsibility. On days when more than one OIC was designated for the distribution system, the logbook entries did not include information identifying different areas of responsibility. Having multiple OICs for the same process area leads to a lack of clarity around which operator is in charge and who can give instruction to other operators.

Action(s) Required:

By March 31, 2020, the owner of the Fort Frances Drinking Water System shall submit to the undersigned officer a written procedure detailing how they will address the issue concerning multiple OIC's being designated in the distribution system, during the same operating shift. The written response is to include a procedure that:

1. details how it will be determined who is designated as OIC
2. If multiple OIC's are designated during the same operating shift, how it will be ensured that the responsibility of the OIC can be identified by other operators and verified by the ministry

SUMMARY OF RECOMMENDATIONS AND BEST PRACTICE ISSUES

This section provides a summary of all recommendations and best practice issues identified during the inspection period. Details pertaining to these items can be found in the body of the inspection report. In the interest of continuous improvement in the interim, it is recommended that owners and operators develop an awareness of the following issues and consider measures to address them.

1. The owner did not have a harmful algal bloom monitoring plan in place.

Drinking water systems on a surface water source may experience blue-algal blooms in their source water during the warmer months of the year. The Ministry has previously issued guidance via a letter asking systems to monitor for algal blooms.

The Town of Fort Frances does not currently have an algal bloom monitoring plan in place. To date, the facility has not had any issues with algal blooms.

Recommendation:

It is recommended that the operating authority develop a plan for monitoring algal blooms. Harmful algal bloom (HAB) plans may include details relating to: 1.) visual monitoring of HABs at or near the drinking water system intake(s), 2.) details relating to visual monitoring of shoreline or drinking water systems where the proximity of the intake(s) may be of concern; 3.) details relating to reporting the observed or suspected HAB; 4.) a sampling plan, including the identification of sample location(s) and frequencies and triggers that may increase the sampling frequency, and 5.) up-to-date records documenting staff training on the HAB monitoring, reporting and sampling procedures.

2. The following issues were also noted during the inspection:

1.) The facility utilizes a daily turbidity print out report, whereby they review the previous 24 hours of data each day. This is one of the ways in which operators demonstrate that they are continuously examining test results within 72 hours after tests are conducted, as required by O. Reg. 170/03, section 6-5(1)3. Once operators have completed their review, the print out is signed and dated.

A review of the daily turbidity reports identified that, on occasion, operators did not identify anomalies such as turbidity spikes and data gaps on the reports, nor were the anomalies linked back to the logbook. If anomalies are not identified, it cannot be confirmed that the data is being reviewed.

2.) During the inspection, it was identified that on September 29, 2019, an operator responded to an alarm; however, the operator did not identify the reason for the alarm in the logbook.

3.) MDWL # 224-10, Schedule B, Section 16.2.3 requires that a description of the process used to achieve primary and secondary disinfection within the drinking water system, be included in the facility's Operations and Maintenance Manual. During a review of this manual, it was determined that although the facility has included a copy of the CT calculations, the manual lacked a detailed description of all the processes the facility uses to achieve primary disinfection (i.e. chemically assisted filtration in combination with chlorination).

4.) The facility's Monthly Turbidity Report provides a daily summary of backwash run time for each filter, as well as a total monthly summary of backwash run time for each filter. A review of these reports identified, that on occasion, the daily backwash run time did not add up to the monthly backwash run time total. This observation was brought forward to operating staff, who verified that the daily backwash run time data in the table is correct; however, the monthly totals are sometimes incorrect.

Recommendation:

1.) It is recommended that operators document any abnormalities found in the daily turbidity print out reports, on the daily turbidity print out reports, to demonstrate that are reviewing this data and ensuring an explanation for the abnormality had been provided i.e. linking data gap back to entry in log book. The purpose of reviewing this data is to ensure that the plant is alarming and recording data as it should.

2.) As required by O. Reg. 128/04, section 26(5), the operator shall document any unusual or abnormal conditions

that were observed in the subsystem during the shift, any action taken, and conclusions drawn from the observations. It is recommended that operators review the necessary information they are to document in response to an alarm, including:

- the time of the alarm
- when operator responded
- the reason for the alarm
- observations made
- any action taken

3.) It is recommended that the facility update their Operations and Maintenance Manual, to include a description of the processes used to achieve primary disinfection. The process is to include what is required to achieve both chemically assisted filtration and chlorination.

4.) It is recommended that the DWS owner make the necessary corrections to the Monthly Turbidity Report so that the backwash run time summaries are calculated accurately.

SIGNATURES

Inspected By:

Carolyn Lacroix

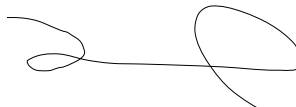
Signature: (Provincial Officer)



Reviewed & Approved By:

Dave Manol

Signature: (Supervisor)



Review & Approval Date: March 11, 2020

Note: This inspection does not in any way suggest that there is or has been compliance with applicable legislation and regulations as they apply or may apply to this facility. It is, and remains, the responsibility of the owner and/or operating authority to ensure compliance with all applicable legislative and regulatory requirements.



Key Reference Materials

Key Reference and Guidance Material for Municipal Residential Drinking Water Systems

Many useful materials are available to help you operate your drinking water system. Below is a list of key materials owners and operators of municipal residential drinking water systems frequently use.

To access these materials online click on their titles in the table below or use your web browser to search for their titles. Contact the Public Information Centre if you need assistance or have questions at 1-800-565-4923/416-325-4000 or picemail.moe@ontario.ca.

For more information on Ontario's drinking water visit www.ontario.ca/drinkingwater and email drinking.water@ontario.ca to subscribe to drinking water news.




PUBLICATION TITLE	PUBLICATION NUMBER
Taking Care of Your Drinking Water: A Guide for Members of Municipal Councils	7889e01
FORMS: Drinking Water System Profile Information, Laboratory Services Notification, Adverse Test Result Notification Form	7419e, 5387e, 4444e
Procedure for Disinfection of Drinking Water in Ontario	4448e01
Strategies for Minimizing the Disinfection Products Trihalomethanes and Haloacetic Acids	7152e
Total Trihalomethane (TTHM) Reporting Requirements Technical Bulletin (February 2011)	8215e
Filtration Processes Technical Bulletin	7467
Ultraviolet Disinfection Technical Bulletin	7685
Guide for Applying for Drinking Water Works Permit Amendments, Licence Amendments, Licence Renewals and New System Applications	7014e01
Certification Guide for Operators and Water Quality Analysts	
Guide to Drinking Water Operator Training Requirements	9802e
Taking Samples for the Community Lead Testing Program	6560e01
Community Sampling and Testing for Lead: Standard and Reduced Sampling and Eligibility for Exemption	7423e
Guide: Requesting Regulatory Relief from Lead Sampling Requirements	6610
Drinking Water System Contact List	7128e
Technical Support Document for Ontario Drinking Water Quality Standards	4449e01

ontario.ca/drinkingwater

Principaux guides et documents de référence sur les réseaux résidentiels municipaux d'eau potable

De nombreux documents utiles peuvent vous aider à exploiter votre réseau d'eau potable. Vous trouverez ci-après une liste de documents que les propriétaires et exploitants de réseaux résidentiels municipaux d'eau potable utilisent fréquemment.

Pour accéder à ces documents en ligne, cliquez sur leur titre dans le tableau ci-dessous ou faites une recherche à l'aide de votre navigateur Web. Communiquez avec le Centre d'information au public au 1 800 565-4923 ou au 416 325-4000, ou encore à picemail.moe@ontario.ca si vous avez des questions ou besoin d'aide.



Pour plus de renseignements sur l'eau potable en Ontario, consultez le site www.ontario.ca/eaupotable ou envoyez un courriel à drinking.water@ontario.ca pour suivre l'information sur l'eau potable.

TITRE DE LA PUBLICATION	NUMÉRO DE PUBLICATION
Prendre soin de votre eau potable – Un guide destiné aux membres des conseils municipaux	7889f01
Renseignements sur le profil du réseau d'eau potable, Avis de demande de services de laboratoire, Formulaire de communication de résultats d'analyse insatisfaisants et du règlement des problèmes	7419f, 5387f, 4444f
Marche à suivre pour désinfecter l'eau potable en Ontario	4448f01
Strategies for Minimizing the Disinfection Products Trihalomethanes and Haloacetic Acids (en anglais seulement)	7152e
Total Trihalomethane (TTHM) Reporting Requirements: Technical Bulletin (février 2011) (en anglais seulement)	8215e
Filtration Processes Technical Bulletin (en anglais seulement)	7467
Ultraviolet Disinfection Technical Bulletin (en anglais seulement)	7685
Guide de présentation d'une demande de modification du permis d'aménagement de station de production d'eau potable, de modification du permis de réseau municipal d'eau potable, de renouvellement du permis de réseau municipal d'eau potable et de permis pour un nouveau réseau	7014f01
Guide sur l'accréditation des exploitants de réseaux d'eau potable et des analystes de la qualité de l'eau de réseaux d'eau potable	
Guide sur les exigences relatives à la formation des exploitants de réseaux d'eau potable	9802f
Prélèvement d'échantillons dans le cadre du programme d'analyse de la teneur en plomb de l'eau dans les collectivités	6560f01
Échantillonnage et analyse du plomb dans les collectivités : échantillonnage normalisé ou réduit et admissibilité à l'exemption	7423f
Guide: Requesting Regulatory Relief from Lead Sampling Requirements (en anglais seulement)	6610
Liste des personnes-ressources du réseau d'eau potable	7128f
Document d'aide technique pour les normes, directives et objectifs associés à la qualité de l'eau potable en Ontario	4449f01

ontario.ca/eaupotable



Inspection Summary Rating Record

Ministry of the Environment - Inspection Summary Rating Record (Reporting Year - 2019-2020)

DWS Name: FORT FRANCES DRINKING WATER SYSTEM
DWS Number: 220000978
DWS Owner: Fort Frances, The Corporation Of The Town Of
Municipal Location: Fort Frances

Regulation: O.REG 170/03

Category: Large Municipal Residential System

Type Of Inspection: Focused

Inspection Date: January 20, 2020

Ministry Office: Kenora Area Office

Maximum Question Rating: 506

Inspection Module	Non-Compliance Rating
Capacity Assessment	0 / 30
Treatment Processes	21 / 81
Operations Manuals	0 / 28
Logbooks	0 / 14
Certification and Training	0 / 42
Water Quality Monitoring	0 / 112
Reporting & Corrective Actions	0 / 66
Other Inspection Findings	0 / 0
Treatment Process Monitoring	21 / 133
TOTAL	42 / 506

Inspection Risk Rating 8.30%

FINAL INSPECTION RATING: 91.70%

Ministry of the Environment - Detailed Inspection Rating Record (Reporting Year - 2019-2020)

DWS Name: FORT FRANCES DRINKING WATER SYSTEM
DWS Number: 220000978
DWS Owner: Fort Frances, The Corporation Of The Town Of
Municipal Location: Fort Frances

Regulation: O.REG 170/03
Category: Large Municipal Residential System
Type Of Inspection: Focused
Inspection Date: January 20, 2020
Ministry Office: Kenora Area Office

Non-compliant Question(s)	Question Rating
Other Inspection Findings	
In the event that an issue of non-compliance outside the scope of this inspection protocol is identified, a "No" response may be used if further actions are deemed necessary (and approved by the DW Supervisor) to facilitate compliance.	0
Treatment Process Monitoring	
Is the secondary disinfectant residual measured as required for the distribution system?	21
Treatment Processes	
Are all parts of the drinking water system, including new, or where an activity has occurred that could introduce contamination (e.g: that are taken out of service for inspection, repair), disinfected in accordance with a procedure listed in Schedule B, Condition 2.3 of the Drinking Water Works Permit?	21
TOTAL QUESTION RATING	42

Maximum Question Rating: 506

Inspection Risk Rating	8.30%
-------------------------------	--------------

FINAL INSPECTION RATING:	91.70%
---------------------------------	---------------

APPLICATION OF THE RISK METHODOLOGY USED FOR MEASURING MUNICIPAL RESIDENTIAL DRINKING WATER SYSTEM INSPECTION RESULTS



The Ministry of the Environment (MOE) has a rigorous and comprehensive inspection program for municipal residential drinking water systems (MRDWS). Its objective is to determine the compliance of MRDWS with requirements under the Safe Drinking Water Act and associated regulations. It is the responsibility of the municipal residential drinking water system owner to ensure their drinking water systems are in compliance with all applicable legal requirements.

This document describes the risk rating methodology, which has been applied to the findings of the Ministry's MRDWS inspection results since fiscal year 2008-09. The primary goals of this assessment

are to encourage ongoing improvement of these systems and to establish a way to measure this progress.

MOE reviews the risk rating methodology every three years to account for legislative and societal changes that affect acceptable risk levels. As a result of the most recent review, the methodology has been modified to present an improved metric for the evaluation of the risk/safety of MRDWS operations.

The Ministry's Municipal Residential Drinking Water Inspection Protocol contains up to 14 inspection modules and consists of approximately 120 regulatory questions. Those protocol questions are also linked to definitive guidance that

ontario.ca/drinkingwater

ministry inspectors use when conducting MRDWS inspections. The questions address a wide range of regulatory issues, from administrative procedures to drinking water quality monitoring. Additionally, the inspection protocol contains a number of non-regulatory questions.

A team of drinking water specialists in the ministry have assessed each of the inspection protocol regulatory questions to determine the risk (not complying with the regulation) to the delivery of safe drinking water. This assessment was based on established provincial risk assessment principles, with each question receiving a risk rating referred to as the Question Risk Rating. Based on the number of areas where a system is deemed to be non-compliant during the inspection, and the significance of these areas to administrative, environmental, and health consequences, a risk-based inspection rating is calculated by the ministry for each drinking water system.

It is important to be aware that an inspection rating that is less than 100 per cent does not mean that the drinking water from the system is unsafe. It shows areas where a system's operation can improve. To that end, the ministry works with owners and operators of systems to make sure they know what they need to do to achieve full compliance.

The inspection rating reflects the inspection results of the specific drinking water system for the reporting year. Since the methodology is applied consistently over a period of years, it serves as a comparative measure both provincially and in relation to the individual system. Both the drinking water system and the public are able to track the performance over time, which encourages continuous improvement and allows systems to identify specific areas requiring attention.

The ministry's annual inspection program is an important aspect of our drinking water safety net. The ministry and its partners share a common commitment to excellence and we continue to work toward the goal of 100 per cent regulatory compliance.

Determining Potential to Compromise the Delivery of Safe Water

The risk management approach used for MRDWS is aligned with the Government of Ontario's Risk Management Framework. Risk management is a systematic approach to identifying potential hazards; understanding the likelihood and consequences of the hazards; and taking steps to reduce their risk if necessary and as appropriate.

The Risk Management Framework provides a formula to be used in the determination of risk:

$$\text{RISK} = \text{LIKELIHOOD} \times \text{CONSEQUENCE}$$

(of the consequence)

Every regulatory question in the inspection protocol possesses a likelihood value (L) for an assigned consequence value (C) as described in **Table 1** and **Table 2**.

TABLE 1:

Likelihood of Consequence Occurring	Likelihood Value
0% - 0.99% (Possible but Highly Unlikely)	L = 0
1 – 10% (Unlikely)	L = 1
11 – 49% (Possible)	L = 2
50 – 89% (Likely)	L = 3
90 – 100% (Almost Certain)	L = 4

TABLE 2:

Consequence	Consequence Value
Medium Administrative Consequence	C = 1
Major Administrative Consequence	C = 2
Minor Environmental Consequence	C = 3
Minor Health Consequence	C = 4
Medium Environmental Consequence	C = 5
Major Environmental Consequence	C = 6
Medium Health Consequence	C = 7
Major Health Consequence	C = 8

The consequence values (0 through 8) are selected to align with other risk-based programs and projects currently under development or in use within the ministry as outlined in **Table 2**.

The Question Risk Rating for each regulatory inspection question is derived from an evaluation of every identified consequence and its corresponding likelihood of occurrence:

- All levels of consequence are evaluated for their potential to occur
- Greatest of all the combinations is selected.

The Question Risk Rating quantifies the risk of non-compliance of each question relative to the others. Questions with higher values are those with a potentially more significant impact on drinking water safety and a higher likelihood of occurrence. The highest possible value would be 32 (4×8) and the lowest would be 0 (0×1).

Table 3 presents a sample question showing the risk rating determination process.

TABLE 3:							
Does the Operator in Charge ensure that the equipment and processes are monitored, inspected and evaluated?							
Risk = Likelihood × Consequence							
C=1	C=2	C=3	C=4	C=5	C=6	C=7	C=8
Medium Administrative Consequence	Major Administrative Consequence	Minor Environmental Consequence	Minor Health Consequence	Medium Environmental Consequence	Major Environmental Consequence	Medium Health Consequence	Major Health Consequence
L=4 (Almost Certain)	L=1 (Unlikely)	L=2 (Possible)	L=3 (Likely)	L=3 (Likely)	L=1 (Unlikely)	L=3 (Likely)	L=2 (Possible)
R=4	R=2	R=6	R=12	R=15	R=6	R=21	R=16

Application of the Methodology to Inspection Results

Based on the results of a MRDWS inspection, an overall inspection risk rating is calculated. During an inspection, inspectors answer the questions that relate to regulatory compliance and input their responses as “yes”, “no” or “not applicable” into the Ministry’s Laboratory and Waterworks Inspection System (LWIS) database. A “no” response indicates non-compliance. The maximum number of regulatory questions asked by an inspector varies by: system (i.e., distribution, stand-alone), type of inspection (i.e., focused, detailed), and source type (i.e., groundwater, surface water).

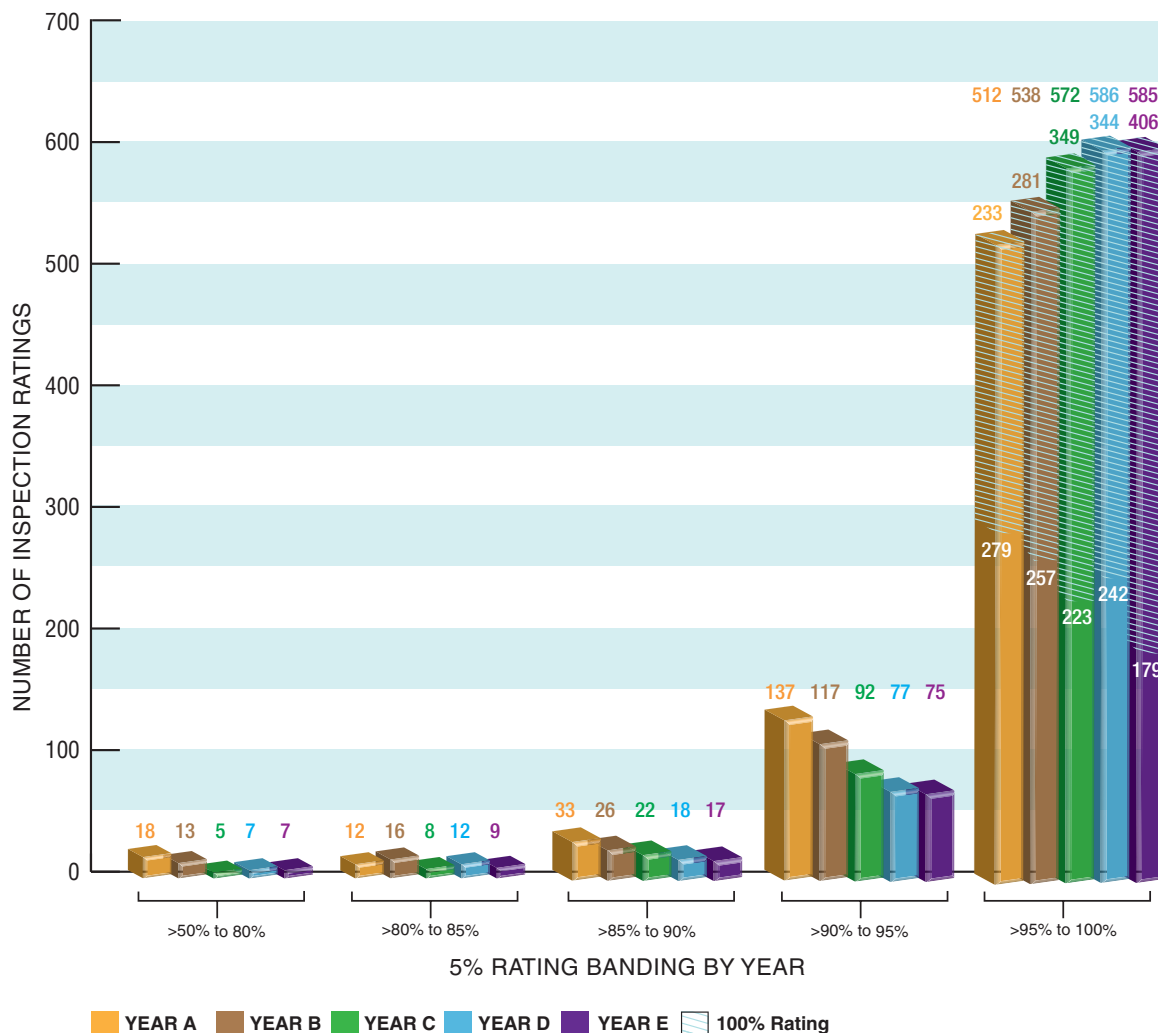
The risk ratings of all non-compliant answers are summed and divided by the sum of the risk ratings of all questions asked (maximum question rating). The resulting inspection risk rating (as a percentage) is subtracted from 100 per cent to arrive at the final inspection rating.

Application of the Methodology for Public Reporting

The individual MRDWS Total Inspection Ratings are published with the ministry's Chief Drinking Water Inspector's Annual Report.

Figure 1 presents the distribution of MRDWS ratings for a sample of annual inspections. Individual drinking water systems can compare against all the other inspected facilities over a period of inspection years.

Figure 1: Year Over Year Distribution of MRDWS Ratings



Reporting Results to MRDWS Owners/Operators

A summary of inspection findings for each system is generated in the form of an Inspection Rating Record (IRR). The findings are grouped into the 14 possible modules of the inspection protocol,

which would provide the system owner/operator with information on the areas where they need to improve. The 14 modules are:

- | | | | |
|-------------------------|------------------------|---------------------------------------|--|
| 1. Source | 5. Process Wastewater | 9. Contingency and Emergency Planning | 12. Water Quality Monitoring |
| 2. Permit to Take Water | 6. Distribution System | 10. Consumer Relations | 13. Reporting, Notification and Corrective Actions |
| 3. Capacity Assessment | 7. Operations Manuals | 11. Certification and Training | 14. Other Inspection Findings |
| 4. Treatment Processes | 8. Logbooks | | |

For further information, please visit www.ontario.ca/drinkingwater

List of References

Safe Drinking Water Act, 2002 (SDWA)
Ontario Regulation 170/03 of the SDWA (Drinking Water Systems),
Ontario Regulation 128/04 of the SDWA (Certification of Drinking Water System Operators and Water Quality Analysts),
Ontario Regulation 169/03 of the SDWA (Ontario Drinking Water Quality Standards)
Ontario Regulation 188/07 of the SDWA (Licensing of Municipal Drinking Water Systems)



Ontario Clean Water Agency
Agence Ontarienne Des Eaux

Fort Frances WPCP
200 McIrvine Rd
Fort Frances, Ontario
P9A 3S3
Tel: 807-274-3121
Fax: 807-274-8381

March 11, 2020

Town of Fort Frances
320 Portage Avenue
Fort Frances Ontario
P9A 3M5

Attention: Mr. Craig Miller
Environmental Superintendent

Dear Craig:

**Re: Fort Frances Wastewater Treatment Facility
February 2020 Monthly Report**

As per the operating agreement, the attached document is the February 2020 monthly report for the Fort Frances Wastewater Treatment Facility.

The report highlights the influent and effluent quality and the process parameters. Additionally, the routine operation and maintenance activities conducted by the operators are summarized.

If you have any questions regarding this report do not hesitate to contact Mr. Brad McMahon, Senior Operations Manager.

Yours truly,

A handwritten signature in black ink, appearing to read 'Kelly C.'.

Kelly Cunningham
Team Lead

For Brad J. McMahon
Senior Operations Manager

**The Corporation of the Town of Fort Frances
Wastewater Treatment Plant
(Sewage Plant)
February 2020 Monthly Operations Report**

INTRODUCTION

In accordance with the Agreement between the Ontario Clean Water Agency (Operating Authority) and the Town of Fort Frances, the Fort Frances Sewage Treatment Plant is required to prepare a monthly report. This document covers the reporting month of February 2020; the facility performance report summarizes important information regarding the quality of the effluent, wastewater, analytical test results, maintenance operations, and relevant activities of the WWTP.

DESCRIPTION OF WORKS

Capacity of Works	9000 m ³ /day (average flow)
Service Area	Town of Fort Frances and Couchiching Reserve
Service Population	9000
Effluent Receiver	Rainy River
Major Process	Secondary treatment facility complete with a phosphorus removal system; ultra violet disinfection; aerobic sludge stabilization and dewatering

The Fort Frances Sewage Treatment Plant operates under *Environmental Compliance Approval Number 6786-A44PWG*. The ECA outlines the terms and conditions, and the report captures these terms and conditions in the following sections.

LABORATORY

ALS Laboratory Group – Thunder Bay is contracted to conduct the required analytical tests of the influent (raw) and effluent samples; weekly requirement.

FEBRUARY 2020 EFFLUENT QUALITY

<i>Parameters</i>	<i>Monthly Actual Concentration mg/L</i>	<i>Compliance Criteria Concentration mg/L</i>	<i>Performance Objective Concentration mg/L</i>	<i>Monthly Actual Loading, kg/d</i>	<i>Compliance Criteria Loading kg/d</i>	<i>Performance Objective Loading kg/d</i>
CBOD ₅	3.0 mg/L	25 mg/L	15 mg/L	15.9 kg/d	225 kg/d	135 kg/d
Total Suspended Solids	5.0 mg/L	25 mg/L	15 mg/L	27.2 kg/d	225 kg/d	135 kg/d
Total Phosphorus	0.12 mg/L	1.0 mg/L	0.9 mg/L	0.67 kg/d	9 kg/d	8.1 kg/d
Total Nitrogen Nitrate Nitrogen	12.98 mg/L 4.94 mg/L					
Total Cl ₂ Residual		<0.01 mg/L (when in use)				
E-Coli		22.1 count/100 ml (geometric mean)		200 count/100ml (geometric mean)		E-coli not to exceed 150 organisms/100ml (monthly geometric mean density)
pH				pH range 6.4 to 7.5; average pH was 6.7		
Temperature degrees C				Temperatures ranged from 8.0 to 8.5 C; average temperature of effluent was 8.1 C		

Compliance criteria are mandatory requirements of the ECA and performance objectives are a goal to be achieved using best reasonable efforts.

WASTEWATER LIQUID PROCESS

The average daily flow for February was 5477.0 m³/day. This represents 61% of the design average flow. Total treated flow for the month was 158832 m³.

The Fort Frances WWTP met all effluent compliance criteria for the parameters listed above as outlined in the Environmental Compliance Approval.

**The Town of Fort Frances accepted an additional 136.4 m³ of sewage from the New Gold mine site into the collection system in February. Lab analyses have not been provided.

MAINTENANCE

The operators performed the routine operations and maintenance at the treatment plant and pumping stations. The activities are highlighted as follows and a summary will be included:

Treatment Plant:

- Alternated lead/lag pumps
- Adjusted fluidizing water to head cell and grit snail as needed
- Greased all blowers
- Regular cleaning of head works EW basket strainer
- Greased Grit Snail and lubricated drive chain
- Monthly inspection of spiral screen access hatch, removed wrapped debris
- Weekly manifold wash and restrictor cleaning on the Fournier press
- Drained and inspected teacup, hosed snail
- Changed filter blower 5
- Hosed aeration cells
- Cleaned DO probes
- Switch issues with WAS pump 1 and Grit pump 1 were resolved by Cannect Electric
- Cannect Electric replaced the board in air valve 1
- Replaced shear pin long collector 1

Pump Stations:

- Ran gensets
- Changed seal water strainers
- Pulled and cleaned pump 1 at Central Avenue lift station

PROCESS AND OPTIMIZATION ISSUES

SLUDGE SUMMARY

Dennis Robinson Limited hauled a calculated total of 108.2 m³ (11 bins) of thickened digested sludge to the Town of Fort Frances landfill site. The hauled sludge averaged 15.9% TS for the month but slump test results from the landfill site have not been provided. The Fournier press ran for 122.1 hours in February.

COMPLAINTS

There were no complaints during the report period.

BYPASS/OVERFLOW REPORT(S)

There were no bypass events in the reporting period.

COMMENTS

Plant power consumption for the month was 455 (x 180 multiplier) kWh.
The Fournier press has been operated 254.4 hours in 2020.

REPORTS

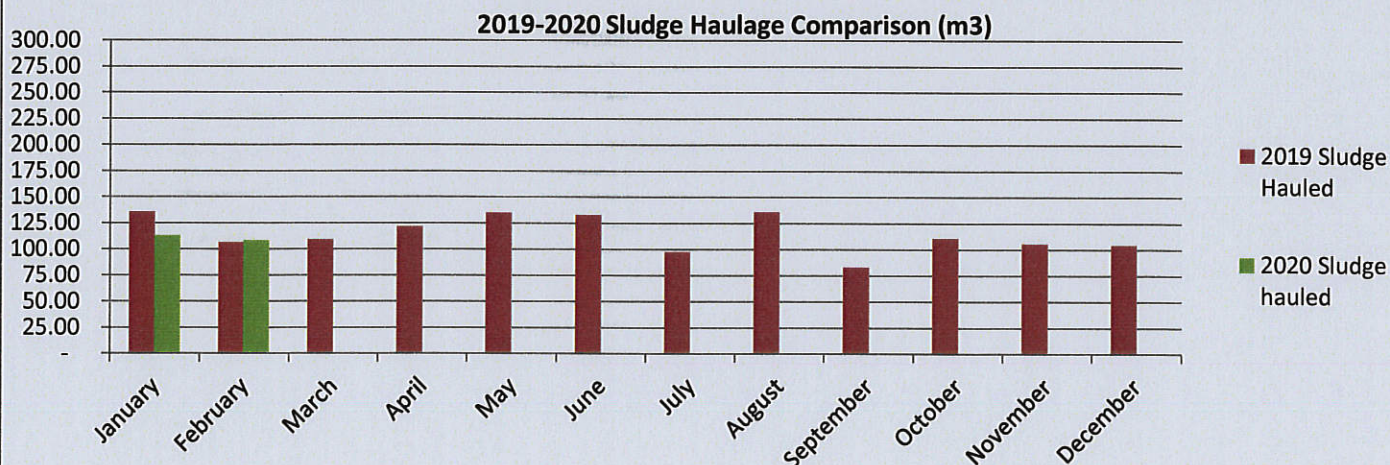
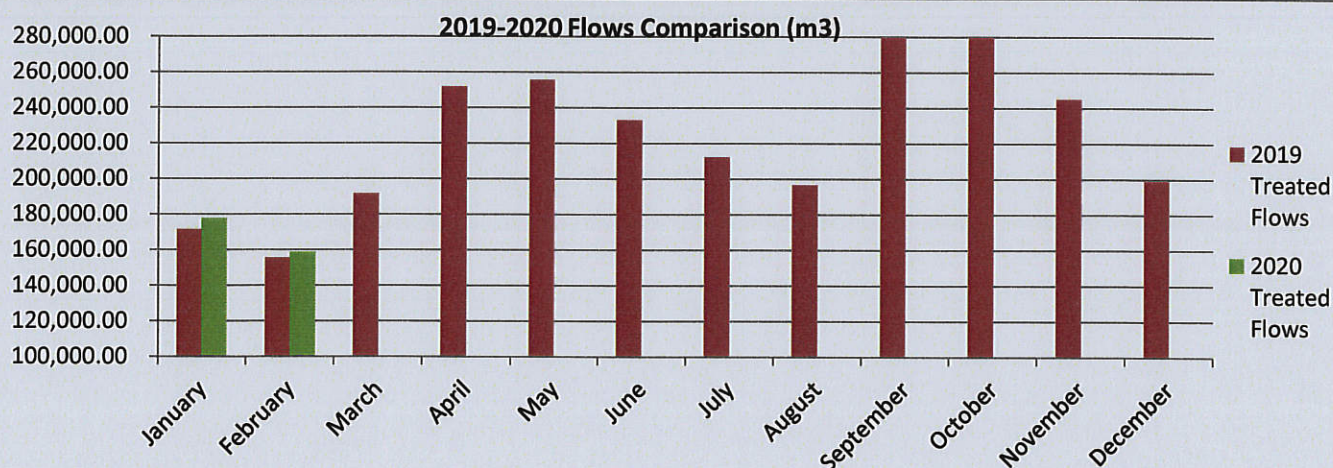
ALS – Environmental Analytical Reports (on-file at plant)
Fort Frances WPCP Equipment Run Time Report (on-file at plant)
Bypass Report (on-file at plant as per occurrence)
Incident Report (on-file at plant as per occurrence)

2020 Fort Frances Wastewater

Month	Sewage Flows Year 2020						Usage % Plant Capacity	Calculated Volume Hauled M3	Sludge Bins Hauled	Removal Efficiency	
	Avg. Day Flow m3	Max Day Flow m3	Total Treated Volume ML	Total ByPass Volume ML	Total Volume ML	CBOD5 0.941837732				Suspended Solids 0.970081596	Total Phosphorus 0.956448911
January	5733.8	6060	177747		177747	64%	113.2	12			
February	5477.0	5861	158832		158832	61%	108.2	11			
March						0%					
April						0%					
May						0%					
June						0%					
July						0%					
August						0%					
September						0%					
October						0%					
November						0%					
December						0%					
Sum				0							
Average	5605		168290		336579		221.4	23			
Max		6060	177747		168290	62%	110.7	11.5			
ECA	9000	18000			177747			12			

Month	BOD5/CBOD5				Suspended Solids				Total Phosphorus				Nitrogen		E. Coli		pH	
	Avg. Raw BOD (mg/L)	Avg. Eff. CBOD (mg/L)	Avg. Load CBOD (kg/day)	Avg. Raw S.S. (mg/L)	Avg. Eff. S.S. (mg/L)	Avg. Load S.S. (kg/day)	Avg. Raw T.P. (mg/L)	Avg. Eff. T.P. (mg/L)	Avg. Load T.P. (kg/day)	Avg. Raw TKN (mg/L)	Avg. Eff. Total N (mg/L)	Geo Mean Counts /100ml	Monthly Minimum	Monthly Maximum				
January	92.6	2.9	16.4	167.8	4.9	28.2	2.59	0.14	0.82	16.2	12.5	44.6	6.3	6.6				
February	112.0	9.0	15.9	163.1	5.0	27.2	3.38	0.12	0.67	16.4	13.0	22.1	6.4	7.5				
March																		
April																		
May																		
June																		
July																		
August																		
September																		
October																		
November																		
December																		
Average	102.3	6.0	16.2	165.5	5.0	27.7	3.0	0.13	0.75	16.3	12.8	33.4	6.4	7.1				
Max	112	9	16.4	167.8	5	28.2	3.4	0.14	0.82	16.4	13	44.6	6.4	7.5				
ECA		25	225		25	225		1.0	9.0			200	6.0	9.5				

2019-2020 Comparison Chart						
Month	2019 Treated Sewage	2020 Treated Sewage	% Variance 2019 to 2020	2019 Hauled Sludge	2020 Hauled Sludge	% Variance 2019 to 2020
	m3	m3	m3	m3 (calculated)	m3 (calculated)	m3
January	171,621.00	177,747.00	3%	136.00	113.20	-17%
February	155,707.00	158,832.00	2%	106.70	108.20	1%
March	191,603.00		#DIV/0!	109.20		-100%
April	251,711.00		#DIV/0!	121.60		-100%
May	255,574.00		#DIV/0!	135.00		-100%
June	233,001.00		#DIV/0!	132.60		-100%
July	212,351.00		#DIV/0!	97.70		-100%
August	196,772.00		#DIV/0!	136.00		-100%
September	315,918.00		#DIV/0!	83.10		-100%
October	441,076.00		#DIV/0!	111.10		-100%
November	245,097.00		#DIV/0!	105.70		-100%
December	199,047.00		#DIV/0!	104.50		-100%
Totals	2,869,478.00	336,579.00	-753%	1,379.20	221.40	-84%



Workorder Summary Report

Report Start Date: Feb 1, 2020 12:00 AM
Report End Date: Feb 29, 2020 11:59 PM
Location: 1103*
Work Order Type: ADMIN,CALL,CAP,CORR,EMER,OPER,PM
Work Order Class:

WorkOrder				PM Schedule		Workorder Details							
WO #	Asset ID	Asset Description	Location Description	Type	Class	FEQ	Units	Work Order Description	Status	Schedule Start	Actual Start	Actual Finish	WorkLog Detail
1617120	000027376	PANEL ALARM/DIALER	1103, Fort Frances WPCP, Process, Control & Monitoring	PM	Inspection	1	MONTHS	Critical Alarm/Dialer Testing (1m) 1103	COMP	2/1/20 12:00 AM	2/25/20 01:00 PM	2/25/20 01:00 PM	Monthly Diabler -We test daily
1617124			1103, Fort Frances WPCP	PM	Refurbish/ Replace/Repair	1	MONTHS	Diesel Gensets Inspection/ Functional Tests (1m) 1103	COMP	2/1/20 12:00 AM	2/23/20 01:00 PM	2/23/20 03:00 PM	Monthly Gensets -All gensets ran for one hour.
1617140			1103, Fort Frances WPCP	PM	Health and Safety	1	MONTHS	Health And Safety Inspection (1m) 1103	COMP	2/1/20 12:00 AM	2/25/20 08:00 AM	2/25/20 09:00 AM	H&S Report -No issues at this point
1617151			1103, Fort Frances WPCP	PM	Inspection	1	MONTHS	TPM Inspection/Maintenance (1m) 1103	COMP	2/1/20 12:00 AM	3/1/20 02:42 PM	3/1/20 02:42 PM	
1617479			1103, Fort Frances WPCP	PM	Inspection	1	MONTHS	Blowers/Motors Inspection/Service (1m/3m) 1103	COMP	2/1/20 12:00 AM	2/25/20 09:00 AM	2/25/20 10:00 AM	Blower Maint -I greased all blowers.
1617487	0000246402	CENTRIFUGE GS2-2-1 TEACUP/ GRIT SNAIL	1103, Fort Frances WPCP, Process, Primary Treatment, Primary Sludge Degritting	PM	Inspection	1	MONTHS	Teacup Centrifuge Inspection/ Service (1m/3m/1y) 1103	COMP	2/1/20 12:00 AM	2/25/20 11:00 AM	2/25/20 12:00 PM	Teacup Maint -I inspected and bosed the unit
1623475	000027421	PUMP CENT VERTICAL NON CLOG SEWAGE P1 FIFTH ST	1103, 5th St. Pumping Station, Process	CALL	Refurbish/ Replace/Repair	0		Fifth St. Pump Fail 1103	COMP		2/16/20 03:25 PM	2/16/20 03:31 PM	Fifth St P1 Fail -I arrived at the lift station and reset the alarm. I then watched two pump cycles to be normal. I then returned to the plant and reset the alarm and watched another two pump cycles and it acted normal.
1624596	0000246414	TANK PROCESS CLARIFIER SECONDARY CELL #1	1103, Fort Frances WPCP, Process, Secondary Treatment	CALL	Refurbish/ Replace/Repair	0		Collector Failure 1103	COMP		2/25/20 08:29 AM	2/25/20 08:35 AM	Clarifier Long Collector 1 Failure -I arrived onsite and locked out the drive motor then changed the shear pin then restarted the drive motor. I then monitored for 30 minutes with no failures.



931 Main Street
P.O. Box 728
Geraldton, Ontario,
P0T 1M0
Fax: 807 854-0483
www.ocwa.com

March 25, 2020

Ministry of the Environment
Thunder Bay Regional Office
3rd Flr Suite 331B
435 James St. South
Thunder Bay ON
P7E 6S7

Attention: Trina Rawn
District Manager

Re: 2019 Performance Report for Fort Frances Sewage Treatment Plant

Attached is the 2019 Performance Report for the **Fort Frances Sewage Treatment Plant** located in the Town of Fort Frances. This report has been completed in accordance with Condition No. 10 (5) cited in *Amended Environmental Compliance Approval Number 6786-A44PWG* dated January 6 2016 and issued to the Town of Fort Frances.

This report was prepared by the Ontario Clean Water Agency on behalf of the Town of Fort Frances based on the information kept on record by OCWA at the Fort Frances Sewage Treatment Plant location; and the report covers the period from January 1 to December 31, 2019.

Should you have any questions or comments in regards to this annual report, please do not hesitate to contact David Hoffman at 807-854-7142.

Yours truly,

A handwritten signature in black ink, appearing to be "BM", with a horizontal line extending to the right.

Brad McMahon
Operations Manager
Ontario Clean Water Agency
Northwestern Ontario Hub
807-853-1227

Copy to: Craig Miller– Fort Frances Environmental and Facilities Superintendent
Operations Staff – Fort Frances Sewage Treatment Plant

2019 Annual Report

Fort Frances

Wastewater Treatment Plant

Prepared by the Ontario Clean Water Agency



Ontario Clean Water Agency
Agence Ontarienne Des Eaux

**The Corporation of the Town of Fort Frances
Wastewater Treatment Plant
(Sewage Plant)
2019 Annual Report**

Introduction

In accordance with the Amended Environmental Compliance Approval Number 6786-A44PWG section 10(5), the Town of Fort Frances Wastewater Treatment Plant is required to prepare an annual performance report. The 2019 annual performance report summarizes important information regarding the treatment quality of the effluent wastewater, analytical test results, relevant activities and maintenance operations of the Works.

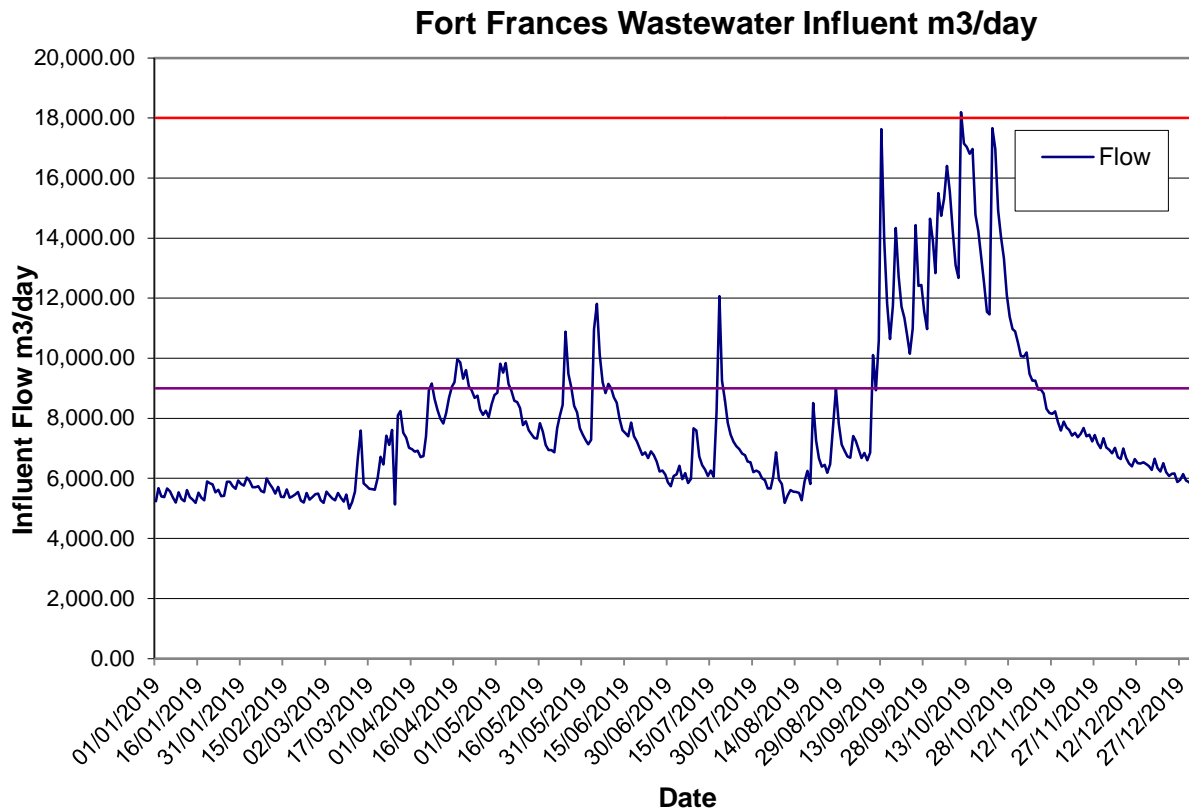
Description of the Works

Capacity of Works	9000 m ³ /day (average flow) Peak 18000 m ³ /day
Service Area	Town of Fort Frances and Couchiching Reserve
Service Population	9000
Effluent Receiver	Rainy River
Major Process	Secondary treatment facility complete with a phosphorus removal system; ultra violet disinfection; aerobic sludge stabilization and dewatering

1. Summary and Comprehensive Interpretation of Data

Flow Summary	2015	2016	2017	2018	2019	5-yr avg.
Avg. Day m ³ /day	5942	6731	6476	5988	7860	6601
Design m ³ /day	9000	9000	9000	9000	9000	9000
Utilization (Avg. Day/ Design)	66%	75%	72%	67%	87%	74 %
Max Day m ³ /day	15983	18874	12238	13977	18190	15852
Max Day Factor	2.7	2.8	1.9	2.3	2.3	2.4

The daily flow of influent into the Fort Frances Wastewater treatment plant is presented in the following graph.



The peak flow occurred on October 11 2019. The peak flow through the treatment plant was 18190 m³/day. The flow through the plant exceeded the design flow of 9000 m³/day on seven days in each April and May, five days in June, two days in July, twenty days in September, all thirty one days in October and six days in November for 2019.

The daily analytical and process data for the plant is attached as the Monthly Operations Summary. This data is summarized in the Annual Summary also attached to the report.

In the following table the Carbonaceous Biochemical Oxygen Demand, Suspended Solids and Total Phosphorus are compared to the Certificate of Approval effluent concentrations and loadings as specified in section 7.

Month	CBOD5		Suspended Solids		Total Phosphorus		E. Coli	pH	
	Avg. Eff.	Avg. Load	Avg.Eff.	Avg. Load	Avg. Eff.	Avg. Load	Geo Mean	Monthly	Monthly
	CBOD	CBOD	S.S	S.S	T.P	T.P	Counts	Minimum	Maximum
	(mg/L)	(kg/day)	(mg/L)	(kg/day)	(mg/L)	(kg/day)	/100ml		
January	2.1	11.5	3.9	21.4	0.12	0.69	11.5	6.7	7.2
February	2.1	11.7	3.3	18.2	0.12	0.67	16.8	6.8	7.1
March	2.5	15.0	5.5	36.0	0.12	0.82	16.8	6.7	7.0
April	3.4	29.4	6.0	50.1	0.12	1.02	34.4	6.6	7.0
May	2.6	20.8	5.0	41.8	0.11	0.91	40.5	6.7	7.1
June	2.6	20.3	4.3	33.6	0.11	0.88	58.0	6.8	7.1
July	2.1	13.8	4.3	29.9	0.15	1.06	10.0	6.6	7.0
August	2.0	12.0	3.6	22.8	0.16	0.99	13.2	6.6	6.8
September	2.0	19.9	3.1	34.7	0.13	1.35	39.0	6.6	6.9
October	2.1	27.0	4.0	58.3	0.17	2.37	185.4	6.3	6.8
November	2.4	19.2	3.5	28.1	0.16	1.30	22.1	6.3	6.6
December	2.4	15.2	3.7	23.9	0.12	0.77	187.8	6.2	6.6
Average	2.4	18.0	4.2	33.3	0.13	1.07	53.0	6.6	6.9
Max (Min)	3.4	29.4	6.0	58.3	0.17	2.37	187.8	(6.2)	7.2
C of A Limit	<25	<225	<25	<225	<1	<9	<200	>6.0	<9.5
C of A Obj.	<15		<15		<0.9		<150		

The Certificate of Approval Limits for CBOD5 and suspended solids are 25 mg/l with an objective target of 15 mg/l and loading limits of less than 225 kg/day. The levels for total phosphorus are less than 1 mg/l and a loading limit of 9 kg/day. In the reporting year 2019, CBOD₅, suspended solids and total phosphorus concentration limits and loading limits met both the Certificate of Approval limits and the objectives.

The Certificate of Approval states the pH of the effluent shall be maintained between 6.0 and 9.5, inclusive, at all times. The pH during this period was a high of 7.2 and a low of 6.2. The pH met the requirements of the Certificate of Approval in 2019.

The Certificate of Approval also requires the E-coli results to be less than 200 organisms per 100 ml and an objective of less than 150 organisms per 100 ml as a monthly geometric mean density. The effluent met the limit targets with a maximum monthly geometric mean density of 187.8 organisms per 100 ml. The objective of 150 organisms per 100 ml was not met in the months of October and December.

2. Effluent Quality Assurance or Control Measures

The effluent sample is a 24 hour composite sampled downstream of the UV disinfection system. The influent and effluent samplers are set to collect samples at a frequency of at the least one sample per hour interval.

The operators send weekly influent and effluent samples to ALS Laboratories in Thunder Bay. The effluent samples are analyzed for carbonaceous biochemical oxygen demand, total phosphorus, ammonia, total nitrogen, and nitrates. E-coli are sampled from the effluent only. The influent samples are tested for biochemical oxygen demand, total Kjeldahl nitrogen and total phosphorus. The digester contents are analyzed on an annual basis.

Suspended solids are sampled and tested in house on both influent and effluent and total phosphorus is tested on the effluent. The plant operators perform in-house laboratory testing for several other process parameters to monitor plant performance.

3. Maintenance

The operators performed required routine maintenance through the 2019 period. Additional maintenance activities conducted during the year are as follows:

Treatment Plant:

- Replaced portable digester heater
- New polymer containment is in place
- Repaired digester sludge removal/isolation valve
- New DO controller was installed
- Cross collector 2 was repaired and 1 link removed from flight chain
- Lakeside Controls replaced a failed DeltaV VIM card
- Replaced shear pin long collector 1 drive
- Repaired the hoist in the sludge/polymer area
- Repaired ruptured polymer line
- Installed spare Netzsch polymer pump so that unit with leaking shaft seal could be shipped back to supplier
- Installed spare DO probe cell 1
- Installed new EW pump
- Installed repaired Netzsch polymer pump so that the spare with leaking shaft seal could be shipped back to supplier
- Clarifier 2 was drained and inspected in order that a repair could be made. A link was removed from each side of the cross collector and 1 link was removed from the drive chain.
- The fire hydrant at the plant was replaced by town contractor.
- The garage floor was repaired.

- Lakeside Controls performed upgrades on Delta V SCADA computers.
- Digester doghouse heaters were replaced
- Wajax did load bank test on portable genset, it failed
- The on demand heater for the polymer dilution water has been installed.
- Gas head verifications were completed for the head works/sludge thickening building.

Pump Stations:

- Adjusted the elevation of the level sensor at White Pine lift station x2
- Replaced level sensor head at Church Street lift station with spare
- Lakeside was in to asses a communications fault at Central Ave. lift station. A faulty communications card was identified and replaced with an onsite spare
- Reloaded the PLC programming at Church St. lift station
- Replaced sump pump White Pine lift station drywell
- Replaced pump 1 outlet valve at White Pine lift station
- Wajax did load bank test on gensets at Central, Fifth and White Pine lift stations
- Debris was removed from Central and Fifth St. wet wells by contractor vacuum truck.

4. Operational issues

The Town of Fort Frances has accepted 2100.8 m³ of untested sewage from the New Gold mine site into the collection system in 2019. The additions were made in every month in the year. The operators of the wastewater plant are not aware of when the addition sewage material is added to the town collection system. Additional testing of the sewage from the New Gold mine has been requested but the results of the testing have not been provided to the Fort Frances wastewater plant operators.

A new ECA was received from the MOE on January 6 2016 allowing for the installation of the new sludge dewatering equipment. The new equipment began processing sludge on September 19 2016. Optimization of the sludge dewatering process using the new equipment has been continuing in 2019.

A Fournier press technician recommended a water heater be installed for polymer dilution water and that the sludge be tested in colder weather for SVI and filaments that could potentially impede drainage. The on-demand water heater was installed in January 2019.

Ongoing pumping issues with the LMI polymer pumps made it necessary to delay trials of alternate polymer samples. A new progressive cavity polymer pump was installed in May 2019. Once the new pump was installed we started ordering totes of polymer instead of drums.

The installation of the fine bubble aeration system by Honeywell and EDI was completed. Some minor adjustments to controls and programming will be made in the near future but the system is running quite nicely.

There was one reported bypass during 2019. On July 17 2019 an intense thunderstorm surcharged the sewer system and the overflow weir in Manhole 8 was reached resulting in 178.9 m³ of sewage bypassing the treatment processes.

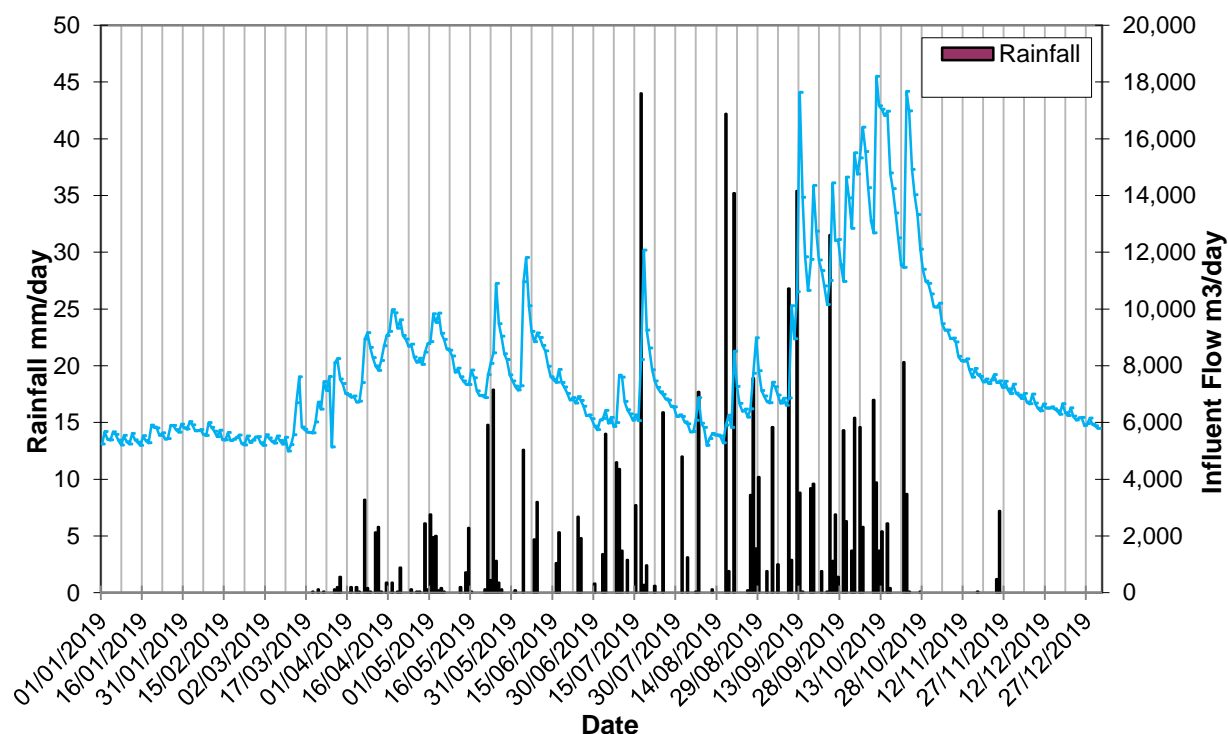
On June 4th there was an extreme rainfall event which brought flows through the wastewater plant to a level that was above the 208 L/s rated capacity of the UV system. There was a 2.5 hour period where the flows were between 208-250 L/s but under our ECA this type of event will not be identified as a bypass. This wastewater stream received all usual treatment processes. Samples were sent out and e-coli results have been included in the geometric mean calculation for the month. The flow through the UV units was also above the 208 L/s rated capacity on four different occasions during the month of October 2019.

There was no community complaints received during the period of this report.

A graph of the influent flows and rainfall as recorded at the Fort Frances Airport sourced from Environment Canada is included illustrating several rainfall events closely correlating to influent flow spikes. There were a number of rainfall data gaps in the Environment Canada database; these were supplemented by data from the International Falls Airport when available. The highest rainfall event occurred on July 17 2019 with a recorded rainfall amount of 44 mm. The flow at the sewage plant was 8213 m³ on July 17 and 12069 m³ on July 18 2019. The peak flow of 18190 m³ was recorded on October 11 2019 with a rainfall of 9.7 mm. The rainfall in the town may have been higher than the recorded value as the airport is located outside of the town.

The flow to the treatment plant was above the rated capacity of 9000 m³/day for 78 days in 2019. The flow was over the rated capacity continuously for the last 19 days of September, all of October and the first 6 days of November 2019. There was frequent significant rainfall in the area from the last weeks of August through most of October with measureable rainfall recorded on 40 days of the 67 days from August 17 through October 23 2019. This period had 409 mm of recorded rainfall.

Rainfall vs influent Flow 2019



5. Sludge Generation and Disposal

A new Fournier Rotary Press was installed and in operation as of September 19 2016 decreasing the water content of the sludge for disposal at the landfill. The rotary press operated for 1380 hours in 2019.

Sludge Volume Hauled in 2019

Month	Total Volume(m3)
January	136.0
February	106.7
March	109.2
April	121.6
May	135.0
June	132.6

July	97.7
August	136.0
September	83.1
October	111.1
November	105.7
December	104.5
Total	1379.2

There was 1379.2 m³ of sludge generated and hauled in 2019 with an average of 114.9 m³ per month. The sludge analytical sample results for 2019 are appended to this report.

The Town of Fort Frances installed a Fournier rotary press designed to dewater the sludge and allow for the hauled sludge to meet the MOE criteria for landfill disposal without further drying. The new equipment began processing sludge on September 19 2016. The sludge is being disposed of in the municipal landfill site.

A Fournier press technician recommended a water heater be installed for polymer dilution water and that the sludge be tested in colder weather for SVI and filaments that could potentially impede drainage. The on-demand water heater was installed in January 2019.

Ongoing pumping issues with the LMI polymer pumps made it necessary to delay trials of alternate polymer samples. A new progressive cavity polymer pump was installed in May 2019.

Once the new pump was installed we started ordering totes of polymer instead of drums.

The only anticipated potential changes to volumes of sludge hauled from the system are dependent on further optimization of the dewatering process.

6. Calibrations

The owner shall maintain a continuous flow-measuring device to measure the flow rate within an accuracy of +/- 5% of actual rate of flow within the range of 10% to 100% of the full-scale reading of the measuring devices.

In 2019, calibration of the plant bypass weir was completed on July 9 2019 and effluent parshall flume was completed on August 24 2019; results attached to this report. Both flow measuring devices passed the verification testing.

2019 Annual Summary Report

2019 Fort Frances Wastewater

Month	Sewage Flows Year 2019					Usage % Plant Capacity	Calculated Volume Hauled	Sludge Bins Hauled	Removal Efficiency		
	Avg. Day Flow m3	Max Day Flow m3	Total Treated Volume ML	Total ByPass Volume ML	Total Volume ML				Suspended Solids	CBOD5	0.968073105
January	5536.2	5933	171621		171621	62%	136.0	14			
February	5561.0	6023	155707		155707	62%	106.7	12			
March	6180.7	8247	191603		191603	69%	109.2	10			
April	8390.4	9966	251711		251711	93%	121.6	13			
May	8244.3	10890	255574		255574	97%	135.0	14			
June	7766.7	11807	233001		233001	86%	132.6	13			
July	6946.8	12069	215351	178.9	215529.9	77%	97.7	9			
August	6347.5	8974	196772		196772	71%	136.0	14			
September	10530.6	17630	315918		315918	117%	83.1	9			
October	14228.3	18190	441076		441076	158%	111.1	11			
November	8169.9	10192	245097		245097	91%	105.7	12			
December	6420.9	7029	199047		199047	71%	104.5	9			
Sum				178.9	2872656.9		1379.2	140			
Average	7860		239373		239388	87%	114.9	11.7			
Max		18190	441076		441076			14			
ECA	9000	18000									

Month	BOD5/CBOD5					Suspended Solids					Total Phosphorus					Nitrogen			E. Coli		pH	
	Avg. Raw BOD	Avg. Eff. CBOD	Avg. Load CBOD	Avg. Raw S.S	Avg. Eff. S.S	Avg. Load S.S	Avg. Raw T.P	Avg. Eff. T.P	Avg. Load T.P	Avg. Raw TKN	Avg. Eff. Total N	Avg. Raw	Avg. Eff.	Avg. Raw	Geo Mean	Counts	Monthly Minimum	Monthly Maximum				
	(mg/L)	(mg/L)	(kg/day)	(mg/L)	(mg/L)	(kg/day)	(mg/L)	(mg/L)	(kg/day)	(mg/L)	(mg/L)	(mg/L)	(mg/L)	(mg/L)	/100ml							
January	110.2	2.1	11.5	160.1	3.9	21.4	2.52	0.12	0.69	20.9	8.8	11.5	8.8	11.5	6.7	7.2	7.2	7.2				
February	103.8	2.1	11.7	152.9	3.3	18.2	3.61	0.12	0.67	19.3	9.9	16.8	9.9	16.8	6.8	7.1	6.8	7.1				
March	84.0	2.5	15.0	142.8	5.5	36.0	2.30	0.12	0.82	18.2	11.1	16.8	11.1	16.8	7.0	7.1	6.7	7.0				
April	67.6	3.4	29.4	117.6	6.0	50.1	1.72	0.12	1.02	12.9	9.9	34.4	9.9	34.4	6.6	7	6.3	6.8				
May	61.5	2.6	20.8	120.7	5.0	41.8	1.60	0.11	0.91	12.6	9.5	40.5	9.5	40.5	6.7	7.1	6.3	6.8				
June	62.0	2.6	20.3	129.9	4.3	33.6	1.77	0.11	0.88	12.6	9.7	58.0	9.7	58.0	6.8	7.1	6.3	6.8				
July	82.2	2.1	13.8	145.6	4.3	30.5	2.48	0.15	1.07	16.8	7.7	10.0	7.7	10.0	6.6	7.0	6.3	6.8				
August	86.5	2.0	12.0	160.0	3.6	22.8	2.31	0.16	0.99	17.3	7.9	13.2	7.9	13.2	6.6	6.8	6.3	6.8				
September	53.9	2.0	19.9	118.0	3.1	34.7	1.70	0.13	1.35	13.5	6.1	39.0	6.1	39.0	6.6	6.9	6.3	6.8				
October	31.7	2.1	27.0	74.5	4.0	58.3	4.00	0.17	2.37	7.2	5.7	185.4	5.7	185.4	6.3	6.8	6.3	6.8				
November	58.0	2.4	19.2	118.2	3.5	28.1	1.87	0.16	1.30	11.2	6.6	22.1	6.6	22.1	6.3	6.6	6.3	6.6				
December	85.0	2.4	15.2	167.3	3.7	23.9	2.30	0.12	0.77	15.6	8.2	187.8	8.2	187.8	6.2	6.6	6.2	6.6				
Average	73.9	2.4	18.0	134.0	4.2	33.3	2.3	0.13	1.07	14.8	8.4	53.0	8.4	53.0	6.6	6.9	6.6	6.9				
Max	110.2	3.4	29.4	167.3	6	58.3	4.0	0.17	2.37	20.9	11.1	187.8	11.1	187.8	6.8	7.2	6.8	7.2				
ECA		25	225		25	225		1.0	9.0			200		200	6.0	6.5	6.0	6.5				

Monthly Operations Summary Report

**Fort Frances Wastewater Treatment Plant
Monthly Operations Summary**

2019	Raw Sewage				Final Effluent												Bypass Volume (m3)
Day	Raw Flow: Sum (m3/d)	BOD5 (mg/L)	Total Phosphorus (mg/L)	SS (mg/L) IH	Final Eff. Flow: Sum (m3/d)	Final Eff. Flow: Max. (L/s)	CBOD5 (mg/L)	NH3 + NH4 as N (mg/L)	Nitrite - N (mg/L)	Nitrate-N(mg/L)	Total Phosphorus (mg/L)	Suspended Solids (mg/L)	SS (mg/L) IH	Temperature (C)	pH	E. Coli. (cfu/100 mL)	
01/01/2019	5,236.00			127	5,236.00	85					0.14		3.2	9.5	7		
02/01/2019	5,673.00	108	2.44	151	5,673.00	99	2	0.266	0.021	7.92	0.11	2	2.4	9.5	6.9	20	
03/01/2019	5,397.00			186	5,397.00	86					0.17		3.6	9.5	6.9		
04/01/2019	5,378.00			198	5,378.00	88					0.1		2.8	9.5	6.9		
05/01/2019	5,665.00			230	5,665.00	104					0.15		6.4	9.5	7		
06/01/2019	5,569.00			190	5,569.00	91					0.16		4	9.5	6.9		
07/01/2019	5,367.00			167	5,367.00	87					0.13		3.6	9.5	7		
08/01/2019	5,200.00	99	2.47	141	5,200.00	87	2	0.35	0.05	6.9	0.14	2.9	3.2	9	7.1	10	
09/01/2019	5,532.00			162	5,532.00	101					0.25		4	9	7		
10/01/2019	5,316.00			150	5,316.00	87					0.19		5.2	9	6.9		
11/01/2019	5,234.00			144	5,234.00	87					0.17		3.6	9	7		
12/01/2019	5,610.00			160	5,610.00	97					0.18		4.8	9	7		
13/01/2019	5,380.00			146	5,380.00	86					0.11		2.4	9	7		
14/01/2019	5,296.00	103	2.5	171	5,296.00	88	2	0.215	0.063	6.45	0.09	2	4	9	6.9	10	
15/01/2019	5,186.00			147	5,186.00	83					0.1		5.2	9	7.1		
16/01/2019	5,525.00			128	5,525.00	103					0.06		2.8	9	7.2		
17/01/2019	5,351.00			134	5,351.00	87					0.15		6.4	9	7		
18/01/2019	5,275.00			159	5,275.00	92					0.11		3.6	8.5	6.9		
19/01/2019	5,894.00			154	5,894.00	98					0.1		3.6	8.5	6.9		
20/01/2019	5,830.00			137	5,830.00	92					0.09		4.4	8.5	6.9		
21/01/2019	5,799.00			135	5,799.00	90					0.08		2.4	8.5	7		
22/01/2019	5,538.00	91	2.11	150	5,538.00	91	2.3	0.489	0.076	6.79	0.1	3.2	3.6	8.5	6.9	10	
23/01/2019	5,625.00			158	5,625.00	103					0.12		5.6	8.5	7		
24/01/2019	5,412.00			147	5,412.00	89					0.1		2	8.5	7		
25/01/2019	5,420.00			161	5,420.00	90					0.11		2.4	8.5	7		
26/01/2019	5,886.00			152	5,886.00	96					0.13		3.6	8.5	6.9		
27/01/2019	5,888.00			229	5,888.00	96					0.06		2	8.5	7		
28/01/2019	5,743.00	150	3.1	186	5,743.00	93	2.2	0.69	0.057	6.38	0.04	2.1	2.4	8	7	10	
29/01/2019	5,651.00			184	5,651.00	90					0.04		1.6	8	7		
30/01/2019	5,933.00			137	5,933.00	101					0.2		10.4	8	6.8		
31/01/2019	5,812.00			142	5,812.00	94					0.08		4.4	8	6.7		
Total	171,621.00				171,621.00												0.00
Average	5,536.16	110.20	2.52	160.10	5,536.16	92.29	2.10	0.40	0.05	6.89	0.12	2.44	3.86	8.82	6.96	11.49	0.00
Minimum	5,186.00	91.00	2.11	127.00	5,186.00	83.00	2.00	0.22	0.02	6.38	0.04	2.00	1.60	8.00	6.70	10.00	0.00
Maximum	5,933.00	150.00	3.10	230.00	5,933.00	104.00	2.30	0.69	0.08	7.92	0.25	3.20	10.40	9.50	7.20	20.00	0.00
Count	31	5	5	31	31	31	5	5	5	5	31	5	31	31	31	5	0

**Fort Frances Wastewater Treatment Plant
Monthly Operations Summary**

2019	Raw Sewage				Final Effluent												Bypass Volume (m3)
	Raw Flow: Sum (m3/d)	BOD5 (mg/L)	Total Phosphorus (mg/L)	SS (mg/L) IH	Final Eff. Flow: Sum (m3/d)	Final Eff. Flow: Max. (L/s)	CBOD5 (mg/L)	NH3 + NH4 as N (mg/L)	Nitrite - N (mg/L)	Nitrate-N(mg/L)	Total Phosphorus (mg/L)	Suspended Solids (mg/L)	SS (mg/L) IH	Temperature (C)	pH	E. Coli. (cfu/100 mL)	
01/02/2019	5,760.00			157	5,760.00	92					0.11		2.4	8	7		
02/02/2019	6,023.00			146	6,023.00	100					0.08		2	8	6.9		
03/02/2019	5,911.00			133	5,911.00	97					0.05		2	8	7.1		
04/02/2019	5,704.00			128	5,704.00	92					0.12		2.8	8	6.8		
05/02/2019	5,705.00	99	2.17	124	5,705.00	91	2	1.98	0.093	6.95	0.11	4.1	2.4	8	6.8	40	
06/02/2019	5,742.00			129	5,742.00	96					0.09		2.4	8	6.9		
07/02/2019	5,576.00			119	5,576.00	92					0.39		4.4	8	6.9		
08/02/2019	5,532.00			132	5,532.00	89					0.22		4	8	7		
09/02/2019	5,992.00			146	5,992.00	102					0.18		3.6	8	7		
10/02/2019	5,821.00			155	5,821.00	96					0.07		1.2	8	6.9		
11/02/2019	5,685.00	111	7.2	136	5,685.00	94	2.2	1.5	0.061	6.81	0.05	2	2	8	6.9	10	
12/02/2019	5,497.00			144	5,497.00	89					0.03		4.4	8	6.9		
13/02/2019	5,722.00			137	5,722.00	106					0.14		3.6	8	6.8		
14/02/2019	5,389.00			147	5,389.00	88					0.08		3.6	7.5	7		
15/02/2019	5,377.00			173	5,377.00	91					0.08		3.2	7.5	7.1		
16/02/2019	5,635.00			175	5,635.00	91					0.1		3.6	7.5	7.1		
17/02/2019	5,352.00			173	5,352.00	88					0.09		3.2	7.5	6.9		
18/02/2019	5,399.00			165	5,399.00	87					0.1		2.4	8	7.1		
19/02/2019	5,460.00	99	2.45	173	5,460.00	90	2.2	1.05	0.065	6.84	0.1	2.4	2.4	8	7.1	10	
20/02/2019	5,548.00			197	5,548.00	95					0.1		4.8	8	6.9		
21/02/2019	5,255.00			161	5,255.00	83					0.08		2	8	6.9		
22/02/2019	5,200.00			172	5,200.00	85					0.11		2.4	8	7		
23/02/2019	5,517.00			166	5,517.00	89					0.07		4.4	8	7		
24/02/2019	5,289.00			171	5,289.00	85					0.17		2.8	7.5	6.9		
25/02/2019	5,373.00	106	2.61	158	5,373.00	89	2	1.32	0.082	7.33	0.15	4.3	2.8	7.5	6.9	20	
26/02/2019	5,477.00			142	5,477.00	91					0.19		6	7.5	7		
27/02/2019	5,493.00			176	5,493.00	108					0.16		7.2	7.5	7		
28/02/2019	5,273.00			147	5,273.00	87					0.07		4	7.5	7.1		
Total	155,707.00				155,707.00												0.00
Average	5,560.96	103.75	3.61	152.93	5,560.96	92.25	2.10	1.46	0.08	6.98	0.12	3.20	3.29	7.84	6.96	16.82	0.00
Minimum	5,200.00	99.00	2.17	119.00	5,200.00	83.00	2.00	1.05	0.06	6.81	0.03	2.00	1.20	7.50	6.80	10.00	0.00
Maximum	6,023.00	111.00	7.20	197.00	6,023.00	108.00	2.20	1.98	0.09	7.33	0.39	4.30	7.20	8.00	7.10	40.00	0.00
Count	28	4	4	28	28	28	4	4	4	4	28	4	28	28	28	4	0

**Fort Frances Wastewater Treatment Plant
Monthly Operations Summary**

2019	Raw Sewage				Final Effluent												Bypass Volume (m3)
	Raw Flow: Sum (m3/d)	BOD5 (mg/L)	Total Phosphorus (mg/L)	SS (mg/L) IH	Final Eff. Flow: Sum (m3/d)	Final Eff. Flow: Max. (L/s)	CBOD5 (mg/L)	NH3 + NH4 as N (mg/L)	Nitrite - N (mg/L)	Nitrate-N(mg/L)	Total Phosphorus (mg/L)	Suspended Solids (mg/L)	SS (mg/L) IH	Temperature (C)	pH	E. Coli. (cfu/100 mL)	
01/03/2019	5,185.00			145	5,185.00	88					0.06		1.6	7.5	6.9		
02/03/2019	5,556.00			149	5,556.00	92					0.12		4.8	7	6.8		
03/03/2019	5,444.00			142	5,444.00	93					0.09		4.8	7	7		
04/03/2019	5,339.00	90	2.2	137	5,339.00	89	2.5	4.23	0.072	6.15	0.1	6	4	7.5	6.9	20	
05/03/2019	5,266.00			146	5,266.00	88					0.06		4.8	7.5	7		
06/03/2019	5,515.00			163	5,515.00	98					0.11		6	7.5	6.8		
07/03/2019	5,351.00			170	5,351.00	107					0.09		4	7.5	6.9		
08/03/2019	5,229.00			161	5,229.00	87					0.07		3.6	7.5	6.8		
09/03/2019	5,464.00			152	5,464.00	90					0.11		3.2	7.5	7		
10/03/2019	4,988.00			169	4,988.00	85					0.06		1.6	7.5	7		
11/03/2019	5,207.00	99	2.72	211	5,207.00	85	2.3	2.2	0.07	7.08	0.09	3.1	3.2	7.5	7	10	
12/03/2019	5,558.00			155	5,558.00	89					0.14		4	7	6.8		
13/03/2019	6,682.00				6,682.00	103					0.15		3.2	6.5	6.8		
14/03/2019	7,598.00			135	7,598.00	115					0.28		8	7	6.9		
15/03/2019	5,835.00			126	5,835.00	100					0.1		6	7	6.7		
16/03/2019	5,750.00			115	5,750.00	93					0.11		5.6	7	6.8		
17/03/2019	5,651.00			123	5,651.00	93					0.1		4	7	6.8		
18/03/2019	5,640.00	69	2.41	163	5,640.00	92	2.7	2.74	0.041	6.19	0.07	4.8	1.6	7	6.8	10	
19/03/2019	5,627.00			144	5,627.00	90					0.07		6	7.5	6.7		
20/03/2019	6,015.00			144	6,015.00	103					0.1		5.2	7	6.9		
21/03/2019	6,715.00			154	6,715.00	113					0.05		2.4	7	6.9		
22/03/2019	6,465.00			161	6,465.00	100					0.07		3.6	7	6.9		
23/03/2019	7,427.00			146	7,427.00	128					0.09		4.4	7	6.8		
24/03/2019	7,118.00			125	7,118.00	114					0.31		11.6	7	6.9		
25/03/2019	7,612.00			109	7,612.00	162					0.21		18	7	6.9		
26/03/2019	5,128.00			111	5,128.00	97					0.08		3.6	7	6.7		
27/03/2019	8,097.00	78	1.88	142	8,097.00	136	2.4	3.7	0.044	5.76	0.39	3.3	10	7	6.7	40	
28/03/2019	8,247.00			115	8,247.00	120					0.23		9.2	6.5	6.7		
29/03/2019	7,517.00			114	7,517.00	114					0.11		6.4	6.5	6.8		
30/03/2019	7,363.00			117	7,363.00	114					0.12		7.2	6.5	6.9		
31/03/2019	7,014.00			140	7,014.00	110					0.11		8	6.5	7		
Total	191,603.00				191,603.00												0.00
Average	6,180.74	84.00	2.30	142.80	6,180.74	102.84	2.48	3.22	0.06	6.30	0.12	4.30	5.47	7.08	6.85	16.82	0.00
Minimum	4,988.00	69.00	1.88	109.00	4,988.00	85.00	2.30	2.20	0.04	5.76	0.05	3.10	1.60	6.50	6.70	10.00	0.00
Maximum	8,247.00	99.00	2.72	211.00	8,247.00	162.00	2.70	4.23	0.07	7.08	0.39	6.00	18.00	7.50	7.00	40.00	0.00
Count	31	4	4	30	31	31	4	4	4	4	31	4	31	31	31	4	0

**Fort Frances Wastewater Treatment Plant
Monthly Operations Summary**

2019	Raw Sewage				Final Effluent												Bypass Volume (m3)
	Raw Flow: Sum (m3/d)	BOD5 (mg/L)	Total Phosphorus (mg/L)	SS (mg/L) IH	Final Eff. Flow: Sum (m3/d)	Final Eff. Flow: Max. (L/s)	CBOD5 (mg/L)	NH3 + NH4 as N (mg/L)	Nitrite - N (mg/L)	Nitrate-N(mg/L)	Total Phosphorus (mg/L)	Suspended Solids (mg/L)	SS (mg/L) IH	Temperature (C)	pH	E. Coli. (cfu/100 mL)	
01/04/2019	6,971.00			163	6,971.00	111					0.1		6	6.5	6.8		
02/04/2019	6,888.00	84	2.24	166	6,888.00	106	2.6	3.16	0.067	6.01	0.09	5.9	6.4	7	6.7	50	
03/04/2019	6,922.00			138	6,922.00	119					0.15		6.8	7	6.7		
04/04/2019	6,711.00			127	6,711.00	108					0.05		6	7	6.8		
05/04/2019	6,741.00			141	6,741.00	100					0.07		5.2	7	6.8		
06/04/2019	7,398.00			153	7,398.00	108					0.11		6.4	7	7		
07/04/2019	8,937.00			108	8,937.00	140					0.15		9.2	7	7		
08/04/2019	9,158.00	63	1.52	82	9,158.00	129	6	1.73	0.045	5.4	0.06	11.1	4	7	6.7	30	
09/04/2019	8,635.00			90	8,635.00	125					0.08		3.6	7	6.8		
10/04/2019	8,278.00			100	8,278.00	134					0.09		4.8	7	6.9		
11/04/2019	7,983.00			108	7,983.00	119					0.24		10.8	6.5	6.9		
12/04/2019	7,830.00			86	7,830.00	116					0.14		7.6	7	6.9		
13/04/2019	8,178.00			107	8,178.00	119					0.18		9.6	7	6.7		
14/04/2019	8,695.00			117	8,695.00	126					0.14		7.2	7	6.6		
15/04/2019	9,057.00	68	1.85	109	9,057.00	130	3.9	2.27	0.125	5.97	0.12	9.1	7.6	7	6.7	20	
16/04/2019	9,206.00			118	9,206.00	128					0.11		6.8	7	6.9		
17/04/2019	9,966.00			104	9,966.00	143					0.11		2.8	7	6.8		
18/04/2019	9,861.00			111	9,861.00	140					0.08		3.6	7	6.8		
19/04/2019	9,318.00			98	9,318.00	130					0.1		4	7	6.7		
20/04/2019	9,610.00			113	9,610.00	138					0.14		6.4	7	6.7		
21/04/2019	9,061.00			88	9,061.00	130					0.15		9.6	7	6.8		
22/04/2019	8,928.00			95	8,928.00	127					0.08		3.2	7	6.8		
23/04/2019	8,681.00	59	1.54	88	8,681.00	125	2.3	3.08	0.098	4.69	0.07	4.3	4.4	7	6.9	40	
24/04/2019	8,751.00			101	8,751.00	135					0.11		4	7	6.9		
25/04/2019	8,297.00			106	8,297.00	121					0.08		3.6	7	7		
26/04/2019	8,116.00			153	8,116.00	118					0.31		10.8	7	6.9		
27/04/2019	8,252.00			164	8,252.00	123					0.25		9.2	7	6.9		
28/04/2019	8,039.00			90	8,039.00	114					0.07		2	7	6.9		
29/04/2019	8,471.00	64	1.44	203	8,471.00	127	2.2	2.22	0.101	5.43	0.09	4.1	3.6	7	7	40	
30/04/2019	8,772.00			100	8,772.00	127					0.14		5.6	7	7		
Total	251,711.00				251,711.00												0.00
Average	8,390.37	67.60	1.72	117.57	8,390.37	123.87	3.40	2.49	0.09	5.50	0.12	6.90	6.03	6.97	6.83	34.38	0.00
Minimum	6,711.00	59.00	1.44	82.00	6,711.00	100.00	2.20	1.73	0.05	4.69	0.05	4.10	2.00	6.50	6.60	20.00	0.00
Maximum	9,966.00	84.00	2.24	203.00	9,966.00	143.00	6.00	3.16	0.13	6.01	0.31	11.10	10.80	7.00	7.00	50.00	0.00
Count	30	5	5	30	30	30	5	5	5	5	30	5	30	30	30	5	0

**Fort Frances Wastewater Treatment Plant
Monthly Operations Summary**

2019	Raw Sewage				Final Effluent												Bypass Volume (m3)
	Raw Flow: Sum (m3/d)	BOD5 (mg/L)	Total Phosphorus (mg/L)	SS (mg/L) IH	Final Eff. Flow: Sum (m3/d)	Final Eff. Flow: Max. (L/s)	CBOD5 (mg/L)	NH3 + NH4 as N (mg/L)	Nitrite - N (mg/L)	Nitrate-N(mg/L)	Total Phosphorus (mg/L)	Suspended Solids (mg/L)	SS (mg/L) IH	Temperature (C)	pH	E. Coli. (cfu/100 mL)	
01/05/2019	8,846.00			103	8,846.00	125					0.13		7.2	7	6.7		
02/05/2019	9,819.00			106	9,819.00	141					0.13		8.4	7	6.8		
03/05/2019	9,521.00			102	9,521.00	135					0.13		8.4	7	6.9		
04/05/2019	9,843.00			112	9,843.00	137					0.12		4.4	7	7		
05/05/2019	9,138.00			83	9,138.00	128					0.15		5.2	7	6.9		
06/05/2019	8,916.00	55	1.29	146	8,916.00	128	3.3	1.96	0.067	4.94	0.16	8.1	6.8	7	7	60	
07/05/2019	8,587.00			135	8,587.00	126					0.11		6.4	7.5	6.9		
08/05/2019	8,536.00			161	8,536.00	138							9.6	7.5	6.9		
09/05/2019	8,336.00			148	8,336.00	121					0.14		4.8	7.5	7.1		
10/05/2019	7,769.00			156	7,769.00	117					0.09		4	7.5	7.1		
11/05/2019	7,903.00			136	7,903.00	120					0.11		3.6	7.5	6.9		
12/05/2019	7,606.00			119	7,606.00	112					0.1		2.4	7.5	6.9		
13/05/2019	7,460.00	74	1.62	131	7,460.00	111	2	2.84	0.063	5.27	0.08	2.9	5.2	7.5	7	30	
14/05/2019	7,345.00			113	7,345.00	116					0.21		6.8	8	6.9		
15/05/2019	7,326.00			103	7,326.00	113					0.05		2	8	6.9		
16/05/2019	7,841.00			107	7,841.00	123					0.11		6	8	7.1		
17/05/2019	7,566.00			120	7,566.00	124					0.09		4.4	8	6.9		
18/05/2019	7,110.00			95	7,110.00	108					0.08		4.4	8	6.9		
19/05/2019	6,946.00			138	6,946.00	104					0.11		4.8	8	6.9		
20/05/2019	6,944.00			176	6,944.00	101					0.12		5.2	8	7		
21/05/2019	6,869.00	74	1.94	119	6,869.00	108	3	3.3	0.071	5.61	0.14	7.5	4	8.5	6.8	50	
22/05/2019	7,677.00			126	7,677.00	122					0.11		4	8.5	6.9		
23/05/2019	8,073.00			125	8,073.00	118					0.09		3.2	8.5	6.9		
24/05/2019	8,448.00			133	8,448.00	132					0.12		2.8	8.5	7		
25/05/2019	10,890.00			91	10,890.00	153					0.13		6	8.5	7		
26/05/2019	9,477.00			93	9,477.00	131					0.07		4.8	8.5	7		
27/05/2019	9,030.00	43	1.54	104	9,030.00	132	2	1.6	0.043	5.2	0.05	5.6	4	8.5	7	30	
28/05/2019	8,417.00			111	8,417.00	125					0.09		3.6	9	6.9		
29/05/2019	8,205.00			121	8,205.00	133					0.08		2.8	9	6.9		
30/05/2019	7,671.00			98	7,671.00	114					0.1		6	9	7		
31/05/2019	7,459.00			131	7,459.00	113					0.08		3.2	9	7		
Total	255,574.00				255,574.00												0.00
Average	8,244.32	61.50	1.60	120.71	8,244.32	122.87	2.58	2.43	0.06	5.26	0.11	6.03	4.98	7.94	6.94	40.54	0.00
Minimum	6,869.00	43.00	1.29	83.00	6,869.00	101.00	2.00	1.60	0.04	4.94	0.05	2.90	2.00	7.00	6.70	30.00	0.00
Maximum	10,890.00	74.00	1.94	176.00	10,890.00	153.00	3.30	3.30	0.07	5.61	0.21	8.10	9.60	9.00	7.10	60.00	0.00
Count	31	4	4	31	31	31	4	4	4	4	30	4	31	31	31	4	0

**Fort Frances Wastewater Treatment Plant
Monthly Operations Summary**

2019	Raw Sewage				Final Effluent												Bypass Volume (m3)
	Raw Flow: Sum (m3/d)	BOD5 (mg/L)	Total Phosphorus (mg/L)	SS (mg/L) IH	Final Eff. Flow: Sum (m3/d)	Final Eff. Flow: Max. (L/s)	CBOD5 (mg/L)	NH3 + NH4 as N (mg/L)	Nitrite - N (mg/L)	Nitrate-N(mg/L)	Total Phosphorus (mg/L)	Suspended Solids (mg/L)	SS (mg/L) IH	Temperature (C)	pH	E. Coli. (cfu/100 mL)	
01/06/2019	7,273.00			180	7,273.00	112					0.16		2.8	9	7		
02/06/2019	7,133.00			106	7,133.00	103					0.07		1.6	9.5	6.9		
03/06/2019	7,280.00	52	1.48	127	7,280.00	118	3.6	2.75	0.087	4.84	0.12	2.9	2.8	9.5	7.1	70	
04/06/2019	10,956.00			244	10,956.00	225					0.14		6.4	9.5	7		
05/06/2019	11,807.00			109	11,807.00	168					0.11		4	9.5	7		
06/06/2019	10,104.00			82	10,104.00	145					0.13		6.4	9.5	7		
07/06/2019	9,203.00			103	9,203.00	132					0.1		5.6	10	6.9		
08/06/2019	8,836.00			111	8,836.00	131					0.07		4	10	6.9		
09/06/2019	9,144.00			96	9,144.00	173					0.06		3.6	10.5	7		
10/06/2019	8,988.00	54	1.26	101	8,988.00	131	2.3	2.86	0.027	3.88	0.08	2	3.2	10.5	7	20	
11/06/2019	8,702.00			118	8,702.00	126					0.09		4.4	10.5	7		
12/06/2019	8,518.00			99	8,518.00	135					0.1		4.8	10	7		
13/06/2019	7,974.00			125	7,974.00	119					0.11		4.8	10.5	7		
14/06/2019	7,605.00			105	7,605.00	114					0.12		4.4	10.5	7		
15/06/2019	7,508.00			110	7,508.00	112					0.13		4.4	10.5	6.9		
16/06/2019	7,404.00			113	7,404.00	113					0.1		5.6	11	7		
17/06/2019	7,861.00	67		127	7,861.00	122	2.6	2.86	0.073	5.58	0.13	4.1	4.4	11	6.9	10	
18/06/2019	7,402.00			116	7,402.00	113					0.21		3.6	11	7		
19/06/2019	7,235.00			147	7,235.00	124					0.22		7.2	11.5	6.8		
20/06/2019	7,018.00			140	7,018.00	107					0.09		2	11.5	6.8		
21/06/2019	6,786.00			151	6,786.00	102					0.07		1.6	11.5	6.9		
22/06/2019	6,873.00			136	6,873.00	114					0.09		4	11.5	6.9		
23/06/2019	6,681.00			185	6,681.00	101					0.11		1.6	11.5	7		
24/06/2019	6,902.00	75	2.58	151	6,902.00	103	2	2.52	0.1	7.41	0.08	3.6	3.6	12	7	10	
25/06/2019	6,769.00			144	6,769.00	102					0.14		5.6	12	6.8		
26/06/2019	6,561.00			138	6,561.00	111					0.09		5.2	12	6.9		
27/06/2019	6,233.00			150	6,233.00	94					0.13		7.2	12.5	6.9		
28/06/2019	6,261.00			153	6,261.00	100					0.16		5.6	12.5	6.8		
29/06/2019	6,119.00			126	6,119.00	102					0.12		5.2	12.5	6.8		
30/06/2019	5,865.00			103	5,865.00	89					0.09		2.4	12.5	6.9		
Total	233,001.00				233,001.00												0.00
Average	7,766.70	62.00	1.77	129.87	7,766.70	121.37	2.63	2.75	0.07	5.43	0.11	3.15	4.27	10.87	6.94	19.34	0.00
Minimum	5,865.00	52.00	1.26	82.00	5,865.00	89.00	2.00	2.52	0.03	3.88	0.06	2.00	1.60	9.00	6.80	10.00	0.00
Maximum	11,807.00	75.00	2.58	244.00	11,807.00	225.00	3.60	2.86	0.10	7.41	0.22	4.10	7.20	12.50	7.10	70.00	0.00
Count	30	4	3	30	30	30	4	4	4	4	30	4	30	30	30	4	0

**Fort Frances Wastewater Treatment Plant
Monthly Operations Summary**

2019	Raw Sewage				Final Effluent												Bypass Volume (m3)
	Raw Flow: Sum (m3/d)	BOD5 (mg/L)	Total Phosphorus (mg/L)	SS (mg/L) IH	Final Eff. Flow: Sum (m3/d)	Final Eff. Flow: Max. (L/s)	CBOD5 (mg/L)	NH3 + NH4 as N (mg/L)	Nitrite - N (mg/L)	Nitrate-N(mg/L)	Total Phosphorus (mg/L)	Suspended Solids (mg/L)	SS (mg/L) IH	Temperature (C)	pH	E. Coli. (cfu/100 mL)	
01/07/2019	5,737.00			123	5,737.00	89					0.08		2	13	6.8		10
02/07/2019	6,079.00	84	2.4	146	6,079.00	95	2.1	0.198	0.041	6.41	0.24	2	7.2	13	6.9		
03/07/2019	6,131.00			138	6,131.00	102					0.2		6.4	13	6.9		
04/07/2019	6,421.00			141	6,421.00	97					0.17		5.2	13	6.9		10
05/07/2019	5,975.00			151	5,975.00	92					0.15		3.2	13	6.8		
06/07/2019	6,172.00			134	6,172.00	103					0.16		4	13.5	6.8		
07/07/2019	5,849.00			155	5,849.00	90					0.15		2.8	14	7		10
08/07/2019	5,988.00	87	2.98	148	5,988.00	96	2.4	0.135	0.103	5.76	0.13	4.5	3.2	14	6.8		
09/07/2019	7,663.00			211	7,663.00	117					0.11		3.6	14	6.8		
10/07/2019	7,589.00			107	7,589.00	123					0.12		2	14	6.9		10
11/07/2019	6,730.00			123	6,730.00	108					0.1		3.6	14	6.9		
12/07/2019	6,439.00			252	6,439.00	102					0.12		3.6	14	7		
13/07/2019	6,289.00			126	6,289.00	103					0.19		4.4	14	7		10
14/07/2019	6,075.00			186	6,075.00	95					0.08		2.4	14.5	6.8		
15/07/2019	6,263.00	86	2.79	206	6,263.00	98	2	0.338	0.21	5.34	0.1	2.7	3.6	14.5	6.8		
16/07/2019	6,058.00			161	6,058.00	103					0.08		1.6	14.5	6.9		178.9
17/07/2019	8,213.00			233	8,213.00	241					0.29		15.2	14.5	6.7		
18/07/2019	12,069.00			111	12,069.00	230					0.16		4	14.5	6.7		
19/07/2019	9,250.00			121	9,250.00	127					0.14		3.6	15	6.8		10
20/07/2019	8,612.00			109	8,612.00	128					0.12		4	15	6.8		
21/07/2019	7,851.00			135	7,851.00	113					0.16		5.2	14.5	6.7		
22/07/2019	7,457.00	74	2.02	103	7,457.00	111	2.2	0.227	0.176	4.22	0.14	5.1	3.2	14.5	6.8		10
23/07/2019	7,224.00			161	7,224.00	110					0.2		10	15	6.7		
24/07/2019	7,071.00			121	7,071.00	118					0.14		3.6	15	6.7		
25/07/2019	6,978.00			117	6,978.00	107					0.14		4.8	15	6.6		10
26/07/2019	6,825.00			112	6,825.00	104					0.19		2	15	6.8		
27/07/2019	6,777.00			113	6,777.00	106					0.23		6.4	15	6.8		
28/07/2019	6,561.00			158	6,561.00	98					0.13		3.2	15	6.7		10
29/07/2019	6,539.00	80	2.19	127	6,539.00	103	2	0.111	0.236	5.5	0.15	4.1	1.6	15.5	6.7		
30/07/2019	6,208.00			141	6,208.00	94					0.18		2	15.5	6.7		
31/07/2019	6,258.00			145	6,258.00	107					0.22		5.6	15	6.7		
Total	215,351.00				215,351.00												178.90
Average	6,946.81	82.20	2.48	145.65	6,946.81	113.23	2.14	0.20	0.15	5.45	0.15	3.68	4.30	14.32	6.80	10.00	0.00
Minimum	5,737.00	74.00	2.02	103.00	5,737.00	89.00	2.00	0.11	0.04	4.22	0.08	2.00	1.60	13.00	6.60	10.00	178.90
Maximum	12,069.00	87.00	2.98	252.00	12,069.00	241.00	2.40	0.34	0.24	6.41	0.29	5.10	15.20	15.50	7.00	10.00	178.90
Count	31	5	5	31	31	31	5	5	5	5	31	5	31	31	31	5	1

**Fort Frances Wastewater Treatment Plant
Monthly Operations Summary**

2019	Raw Sewage				Final Effluent												Bypass Volume (m3)
	Raw Flow: Sum (m3/d)	BOD5 (mg/L)	Total Phosphorus (mg/L)	SS (mg/L) IH	Final Eff. Flow: Sum (m3/d)	Final Eff. Flow: Max. (L/s)	CBOD5 (mg/L)	NH3 + NH4 as N (mg/L)	Nitrite - N (mg/L)	Nitrate-N(mg/L)	Total Phosphorus (mg/L)	Suspended Solids (mg/L)	SS (mg/L) IH	Temperature (C)	pH	E. Coli. (cfu/100 mL)	
01/08/2019	6,208.00			176	6,208.00	96					0.15		3.6	15.5	6.7		
02/08/2019	6,006.00			156	6,006.00	92					0.12		4	15.5	6.6		
03/08/2019	5,945.00			192	5,945.00	92					0.14		2.4	15.5	6.7		
04/08/2019	5,664.00			173	5,664.00	95					0.11		3.2	15.5	6.7		
05/08/2019	5,668.00			155	5,668.00	90					0.13		2	15.5	6.7		
06/08/2019	6,062.00	86	2.48	163	6,062.00	102	2	0.081	0.064	5.34	0.14	2	3.6	16	6.6	10	
07/08/2019	6,872.00			133	6,872.00	153					0.24		8.8	16	6.7		
08/08/2019	5,965.00			137	5,965.00	95					0.18		6.4	15.5	6.7		
09/08/2019	5,814.00			148	5,814.00	141					0.19		2.4	15.5	6.7		
10/08/2019	5,184.00			140	5,184.00	104					0.16		2.8	16	6.6		
11/08/2019	5,429.00			145	5,429.00	94					0.13		2.8	16	6.6		
12/08/2019	5,610.00	88	2.37	152	5,610.00	92	2	0.45	0.135	7.03	0.22	2.8	4	16	6.7	10	
13/08/2019	5,559.00			164	5,559.00	100					0.13		3.2	16	6.6		
14/08/2019	5,544.00			145	5,544.00	91					0.27		2	16	6.6		
15/08/2019	5,514.00			169	5,514.00	94					0.13		4	16	6.6		
16/08/2019	5,272.00			172	5,272.00	91					0.11		3.6	16	6.6		
17/08/2019	5,902.00			156	5,902.00	98					0.14		4	16	6.6		
18/08/2019	6,250.00			179	6,250.00	97					0.21		6.8	16	6.7		
19/08/2019	5,815.00	96	2.16	186	5,815.00	96	2	0.059	0.092	5.39	0.17	4.1	5.2	16	6.7	30	
20/08/2019	8,505.00			196	8,505.00	183					0.26		5.6	16.5	6.7		
21/08/2019	7,263.00			151	7,263.00	127					0.17		2.4	16.5	6.6		
22/08/2019	6,663.00			157	6,663.00	109					0.18		4.4	16	6.5		
23/08/2019	6,389.00			142	6,389.00	103					0.11		3.2	16	6.7		
24/08/2019	6,457.00			145	6,457.00						0.12		2	16	6.6		
25/08/2019	6,184.00			152	6,184.00	98					0.15		0.8	16	6.8		
26/08/2019	6,475.00	76	2.23	161	6,475.00	100	2	0.032	0.059	6.59	0.17	2.4	4	16	6.8	10	
27/08/2019	7,720.00			154	7,720.00	125					0.14		3.6	16	6.7		
28/08/2019	8,974.00			174	8,974.00	141					0.11		2.4	16	6.7		
29/08/2019	7,816.00			173	7,816.00	117					0.13		4	16	6.6		
30/08/2019	7,119.00			153	7,119.00	108					0.12		1.6	16	6.6		
31/08/2019	6,924.00			162	6,924.00	112					0.08		2	16	6.7		
Total	196,772.00				196,772.00												0.00
Average	6,347.48	86.50	2.31	160.03	6,347.48	107.87	2.00	0.16	0.09	6.09	0.16	2.83	3.57	15.92	6.66	13.16	0.00
Minimum	5,184.00	76.00	2.16	133.00	5,184.00	90.00	2.00	0.03	0.06	5.34	0.08	2.00	0.80	15.50	6.50	10.00	0.00
Maximum	8,974.00	96.00	2.48	196.00	8,974.00	183.00	2.00	0.45	0.14	7.03	0.27	4.10	8.80	16.50	6.80	30.00	0.00
Count	31	4	4	31	31	30	4	4	4	4	31	4	31	31	31	4	0

**Fort Frances Wastewater Treatment Plant
Monthly Operations Summary**

2019	Raw Sewage				Final Effluent												Bypass Volume (m3)
	Raw Flow: Sum (m3/d)	BOD5 (mg/L)	Total Phosphorus (mg/L)	SS (mg/L) IH	Final Eff. Flow: Sum (m3/d)	Final Eff. Flow: Max. (L/s)	CBOD5 (mg/L)	NH3 + NH4 as N (mg/L)	Nitrite - N (mg/L)	Nitrate-N(mg/L)	Total Phosphorus (mg/L)	Suspended Solids (mg/L)	SS (mg/L) IH	Temperature (C)	pH	E. Coli. (cfu/100 mL)	
01/09/2019	6,728.00			156	6,728.00	101					0.1		2.4	16	6.6		
02/09/2019	6,687.00			177	6,687.00	101					0.07		2.4	16	6.7		
03/09/2019	7,408.00	90	2.43	186	7,408.00	123	2	0.064	0.05	5.92	0.05	2	2.8	16	6.7	10	
04/09/2019	7,251.00			182	7,251.00	125					0.11		3.2	16	6.7		
05/09/2019	6,959.00			165	6,959.00	110					0.09		1.2	16.5	6.7		
06/09/2019	6,676.00			148	6,676.00	104					0.06		1.2	16.5	6.8		
07/09/2019	6,846.00			145	6,846.00	108					0.2		2	16	6.7		
08/09/2019	6,601.00			151	6,601.00	102					0.08		2	16	6.6		
09/09/2019	6,854.00	73	2.05	200	6,854.00	143	2	0.02	0.012	6.67	0.23	2	2.8	16	6.6	10	
10/09/2019	10,110.00			135	10,110.00	147					0.19		2.4	16	6.7		
11/09/2019	8,938.00			136	8,938.00	139					0.14		2.8	16	6.6		
12/09/2019	10,596.00			164	10,596.00	234					0.09		1.2	15	6.7		
13/09/2019	17,630.00			85	17,630.00	236					0.06		2.8	15	6.7		
14/09/2019	13,924.00			81	13,924.00	191					0.08		3.6	15	6.6		
15/09/2019	11,825.00			81	11,825.00	158					0.11		2	15	6.6		
16/09/2019	10,642.00	26	1.14	88	10,642.00	152	2	0.023	0.014	4.4	0.07	2.3	2.4	15.5	6.7	10	
17/09/2019	11,737.00			125	11,737.00	192					0.15		3.2	16	6.7		
18/09/2019	14,341.00			59	14,341.00	206					0.2		2.8	16	6.7		
19/09/2019	12,731.00			70	12,731.00	174					0.31		10	15.5	6.9		
20/09/2019	11,717.00			64	11,717.00	163					0.17		4.4	15.5	6.8		
21/09/2019	11,345.00			77	11,345.00	157					0.22		3.2	15.5	6.8		
22/09/2019	10,804.00			79	10,804.00	146					0.11		5.6	15.5	6.8		
23/09/2019	10,146.00	32.3	1.23	104	10,146.00	143	2	0.053	0.02	3.84	0.1	3.6	4	15.5	6.7	10	
24/09/2019	10,993.00			133	10,993.00	205					0.1		4	15.5	6.8		
25/09/2019	14,432.00			60	14,432.00	199					0.2		8.4	15	6.7		
26/09/2019	12,406.00			96	12,406.00	169					0.11		1.6	15	6.6		
27/09/2019	12,436.00			87	12,436.00	168					0.09		2	15	6.6		
28/09/2019	11,546.00			125	11,546.00	157					0.13		3.6	15	6.6		
29/09/2019	10,967.00			85	10,967.00	150					0.07		1.6	15	6.7		
30/09/2019	14,642.00	48	1.67	96	14,642.00	193	2	0.024	0.022	4.34	0.09	2.4	2	15	6.7	680	
Total	315,918.00				315,918.00												0.00
Average	10,530.60	53.86	1.70	118.00	10,530.60	156.53	2.00	0.04	0.02	5.03	0.13	2.46	3.12	15.58	6.69	23.25	0.00
Minimum	6,601.00	26.00	1.14	59.00	6,601.00	101.00	2.00	0.02	0.01	3.84	0.05	2.00	1.20	15.00	6.60	10.00	0.00
Maximum	17,630.00	90.00	2.43	200.00	17,630.00	236.00	2.00	0.06	0.05	6.67	0.31	3.60	10.00	16.50	6.90	680.00	0.00
Count	30	5	5	30	30	30	5	5	5	5	30	5	30	30	30	5	0

**Fort Frances Wastewater Treatment Plant
Monthly Operations Summary**

2019	Raw Sewage				Final Effluent												Bypass Volume (m3)
	Raw Flow: Sum (m3/d)	BOD5 (mg/L)	Total Phosphorus (mg/L)	SS (mg/L) IH	Final Eff. Flow: Sum (m3/d)	Final Eff. Flow: Max. (L/s)	CBOD5 (mg/L)	NH3 + NH4 as N (mg/L)	Nitrite - N (mg/L)	Nitrate-N(mg/L)	Total Phosphorus (mg/L)	Suspended Solids (mg/L)	SS (mg/L) IH	Temperature (C)	pH	E. Coli. (cfu/100 mL)	
01/10/2019	13,909.00			65	13,909.00	184					0.15		4	15	6.6		
02/10/2019	12,839.00			90	12,839.00	182					0.37		16	14.5	6.5		
03/10/2019	15,499.00			92	15,499.00	207					0.11		2.4	14.5	6.7		
04/10/2019	14,746.00			71	14,746.00	192					0.17		4	14.5	6.8		
05/10/2019	15,316.00			68	15,316.00	213					0.19		6.8	14.5	6.6		
06/10/2019	16,400.00			60	16,400.00	210					0.14		4.8	14	6.7		
07/10/2019	15,539.00			65	15,539.00	198					0.12		3.2	14.5	6.7		
08/10/2019	14,262.00	26	0.977	62	14,262.00	189	2	0.077	0.036	4.77	0.16	4.7	1.2	15	6.6	100	
09/10/2019	13,099.00			85	13,099.00	187					0.13		1.6	15	6.5		
10/10/2019	12,673.00			92	12,673.00	172					0.11		1.2	14.5	6.6		
11/10/2019	18,190.00			67	18,190.00	249					0.11		0.8	14.5	6.6		
12/10/2019	17,154.00			73	17,154.00	215					0.09		1.6	14	6.7		
13/10/2019	17,032.00			79	17,032.00	220					0.12		2	14	6.7		
14/10/2019	16,810.00			82	16,810.00	213					0.41		16	14	6.6		
15/10/2019	16,964.00			58	16,964.00	248					0.4		14.4	14	6.6		
16/10/2019	14,783.00			56	14,783.00	211					0.36		5.2	14	6.5		
17/10/2019	14,232.00	28.9	0.931	54	14,232.00	189	2.2	2.3	0.163	3.01	0.12	4.9	4.4	14	6.3	130	
18/10/2019	13,372.00			78	13,372.00	176					0.16		5.6	14	6.5		
19/10/2019	12,492.00			65	12,492.00	165					0.18		1.2	13.5	6.6		
20/10/2019	11,545.00			70	11,545.00	155					0.12		2.8	13.5	6.5		
21/10/2019	11,457.00	32	1.16	104	11,457.00	171	2.2	0.338	0.134	3.93	0.12	4.4	1.2	13	6.5	10	
22/10/2019	17,659.00			55	17,659.00	232					0.1		0.8	13	6.5	400	
23/10/2019	16,971.00			63	16,971.00	222					0.13		2	13	6.6		
24/10/2019	14,911.00			78	14,911.00	194					0.09		1.6	13	6.6		
25/10/2019	14,024.00			64	14,024.00	180					0.11		2.4	13	6.6		
26/10/2019	13,321.00			83	13,321.00	184					0.14		2	13	6.5		
27/10/2019	12,106.00			83	12,106.00	162					0.11		1.2	13	6.5		
28/10/2019	11,390.00	40	1.16	86	11,390.00	155	2	0.817	0.173	2.8	0.13	2.9	2.4	13	6.5	40	
29/10/2019	10,970.00			88	10,970.00	145					0.19		3.6	13	6.6		
30/10/2019	10,894.00			92	10,894.00	158					0.14		3.2	13	6.6		
31/10/2019	10,517.00			81	10,517.00	147					0.12		4.8	13	6.6		
Total	441,076.00				441,076.00												0.00
Average	14,228.26	31.73	1.06	74.48	14,228.26	191.13	2.10	0.88	0.13	3.63	0.16	4.23	4.01	13.82	6.58	73.05	0.00
Minimum	10,517.00	26.00	0.93	54.00	10,517.00	145.00	2.00	0.08	0.04	2.80	0.09	2.90	0.80	13.00	6.30	10.00	0.00
Maximum	18,190.00	40.00	1.16	104.00	18,190.00	249.00	2.20	2.30	0.17	4.77	0.41	4.90	16.00	15.00	6.80	400.00	0.00
Count	31	4	4	31	31	31	4	4	4	4	31	4	31	31	31	5	0

**Fort Frances Wastewater Treatment Plant
Monthly Operations Summary**

2019	Raw Sewage				Final Effluent												Bypass Volume (m3)
	Raw Flow: Sum (m3/d)	BOD5 (mg/L)	Total Phosphorus (mg/L)	SS (mg/L) IH	Final Eff. Flow: Sum (m3/d)	Final Eff. Flow: Max. (L/s)	CBOD5 (mg/L)	NH3 + NH4 as N (mg/L)	Nitrite - N (mg/L)	Nitrate-N(mg/L)	Total Phosphorus (mg/L)	Suspended Solids (mg/L)	SS (mg/L) IH	Temperature (C)	pH	E. Coli. (cfu/100 mL)	
01/11/2019	10,074.00			90	10,074.00	141					0.21		3.2	13	6.6		
02/11/2019	10,056.00			99	10,056.00	143					0.12		4	13	6.5		
03/11/2019	10,192.00			103	10,192.00	138					0.15		2.8	13	6.5		
04/11/2019	9,478.00	42	1.34	114	9,478.00	135	2	0.715	0.111	3.67	0.16	3.7	1.2	13	6.5	40	
05/11/2019	9,252.00			106	9,252.00	134					0.14		2.4	12.5	6.4		
06/11/2019	9,250.00			106	9,250.00	142					0.14		2	12.5	6.5		
07/11/2019	8,953.00			99	8,953.00	126					0.07		2	12	6.5		
08/11/2019	8,971.00			118	8,971.00	131					0.19		2.4	12	6.4		
09/11/2019	8,829.00			256	8,829.00	130					0.23		4.4	12	6.4		
10/11/2019	8,319.00			102	8,319.00	121					0.1		1.2	12	6.4		
11/11/2019	8,174.00			91	8,174.00	118					0.12		4.8	12	6.4		
12/11/2019	8,150.00	52	1.62	123	8,150.00	121	2.3	0.957	0.094	4.66	0.15	4.8	2.4	12	6.4	10	
13/11/2019	8,235.00			104	8,235.00	130					0.32		7.2	12	6.3		
14/11/2019	7,866.00			62	7,866.00	119					0.18		1.6	12	6.5		
15/11/2019	7,592.00			107	7,592.00	116					0.16		2	12	6.4		
16/11/2019	7,891.00			93	7,891.00	130					0.14		2.4	12	6.5		
17/11/2019	7,684.00			134	7,684.00	112					0.14		3.2	12	6.4		
18/11/2019	7,609.00	82	2.11	121	7,609.00	115	2.5	0.688	0.089	4.88	0.12	3.7	2	12	6.4	30	
19/11/2019	7,424.00			132	7,424.00	108					0.16		2.8	12	6.4		
20/11/2019	7,518.00			113	7,518.00	120					0.24		8	11.5	6.6		
21/11/2019	7,367.00			121	7,367.00	156					0.11		1.6	11.5	6.6		
22/11/2019	7,487.00			120	7,487.00	110					0.12		5.2	11.5	6.5		
23/11/2019	7,679.00			123	7,679.00	115					0.2		7.2	11.5	6.4		
24/11/2019	7,400.00			106	7,400.00	108					0.12		2.8	11.5	6.4		
25/11/2019	7,455.00	56	2.4	114	7,455.00	113	2.7	0.525	0.082	4.72	0.1	5.3	3.6	11.5	6.3	20	
26/11/2019	7,233.00			159	7,233.00	108					0.12		3.6	11.5	6.3		
27/11/2019	7,445.00			145	7,445.00	122					0.16		3.6	11.5	6.3		
28/11/2019	7,167.00			120	7,167.00	107					0.21		4.8	11.5	6.3		
29/11/2019	7,009.00			136	7,009.00	108					0.19		4	11.5	6.4		
30/11/2019	7,338.00			129	7,338.00	114					0.22		6.4	11.5	6.4		
Total	245,097.00				245,097.00												0.00
Average	8,169.90	58.00	1.87	118.20	8,169.90	123.03	2.38	0.72	0.09	4.48	0.16	4.38	3.49	11.98	6.43	22.13	0.00
Minimum	7,009.00	42.00	1.34	62.00	7,009.00	107.00	2.00	0.53	0.08	3.67	0.07	3.70	1.20	11.50	6.30	10.00	0.00
Maximum	10,192.00	82.00	2.40	256.00	10,192.00	156.00	2.70	0.96	0.11	4.88	0.32	5.30	8.00	13.00	6.60	40.00	0.00
Count	30	4	4	30	30	30	4	4	4	4	30	4	30	30	30	4	0

**Fort Frances Wastewater Treatment Plant
Monthly Operations Summary**

2019	Raw Sewage				Final Effluent												Bypass Volume (m3)
	Raw Flow: Sum (m3/d)	BOD5 (mg/L)	Total Phosphorus (mg/L)	SS (mg/L) IH	Final Eff. Flow: Sum (m3/d)	Final Eff. Flow: Max. (L/s)	CBOD5 (mg/L)	NH3 + NH4 as N (mg/L)	Nitrite - N (mg/L)	Nitrate-N(mg/L)	Total Phosphorus (mg/L)	Suspended Solids (mg/L)	SS (mg/L) IH	Temperature (C)	pH	E. Coli. (cfu/100 mL)	
01/12/2019	7,029.00			119	7,029.00	105					0.11		2	11	6.4		
02/12/2019	6,958.00	86	2.35	128	6,958.00	106	2	0.631	0.073	5.16	0.13	3.2	2.4	11	6.3	130	
03/12/2019	6,835.00			146	6,835.00	102					0.21		2.8	11	6.3		
04/12/2019	7,017.00			135	7,017.00	123					0.24		6.8	11	6.3		
05/12/2019	6,705.00			156	6,705.00	103					0.09		2	10.5	6.2		
06/12/2019	6,649.00			132	6,649.00	101					0.09		2.8	10.5	6.2		
07/12/2019	6,994.00			146	6,994.00	110					0.14		3.2	10.5	6.3		
08/12/2019	6,674.00			136	6,674.00	100					0.11		4.4	10	6.3		
09/12/2019	6,498.00	69	1.92	131	6,498.00	99	2.2	0.858	0.124	5.68	0.09	6.8	3.2	10	6.3	290	
10/12/2019	6,400.00			140	6,400.00	99					0.1		4	10	6.3		
11/12/2019	6,646.00			190	6,646.00	105					0.18		5.2	10	6.2		
12/12/2019	6,504.00			134	6,504.00	101					0.11		1.2	10	6.2		
13/12/2019	6,500.00			139	6,500.00	101					0.13		7.2	10	6.2		
14/12/2019	6,537.00			142	6,537.00	101					0.09		6	10	6.3		
15/12/2019	6,477.00	91	2.24	163	6,477.00	100	2	1.72	0.217	5.48	0.12	2.4	2	10	6.3		
16/12/2019	6,406.00			146	6,406.00	99					0.13		2.8	10	6.2	660	
17/12/2019	6,287.00			158	6,287.00	94					0.11		3.6	9.5	6.4		
18/12/2019	6,659.00			137	6,659.00	113					0.14		2.4	10	6.2		
19/12/2019	6,341.00			164	6,341.00	102					0.09		4.4	9.5	6.3		
20/12/2019	6,233.00			196	6,233.00	94					0.07		4.4	9.5	6.3		
21/12/2019	6,507.00			172	6,507.00	102					0.15		6.4	9.5	6.3		
22/12/2019	6,210.00			165	6,210.00	98					0.09		4.4	9.5	6.3		
23/12/2019	6,084.00	94	2.67	175	6,084.00	95	3.2	2.88	0.159	4.16	0.11	6.8	2.8	9.5	6.3	50	
24/12/2019	6,154.00			164	6,154.00	98					0.09		3.6	10	6.5		
25/12/2019	6,170.00			344	6,170.00	93					0.1		2.8		6.6		
26/12/2019	5,882.00			171	5,882.00	96					0.13		4	9.5	6.5		
27/12/2019	5,957.00			210	5,957.00	97					0.11		2.4	9.5	6.5		
28/12/2019	6,148.00			222	6,148.00	99					0.09		3.6	9.5	6.5		
29/12/2019	5,930.00			177	5,930.00	94					0.12		5.6	9.5	6.5		
30/12/2019	5,873.00			236	5,873.00	95					0.11		4	9.5	6.5		
31/12/2019	5,783.00			211	5,783.00	92					0.1		2.8	9	6.6		
Total	199,047.00				199,047.00												0.00
Average	6,420.87	85.00	2.30	167.26	6,420.87	100.55	2.35	1.52	0.14	5.12	0.12	4.80	3.72	9.97	6.34	187.81	0.00
Minimum	5,783.00	69.00	1.92	119.00	5,783.00	92.00	2.00	0.63	0.07	4.16	0.07	2.40	1.20	9.00	6.20	50.00	0.00
Maximum	7,029.00	94.00	2.67	344.00	7,029.00	123.00	3.20	2.88	0.22	5.68	0.24	6.80	7.20	11.00	6.60	660.00	0.00
Count	31	4	4	31	31	31	4	4	4	4	31	4	31	30	31	4	0

Biosolids Quality Report

Ontario Clean Water Agency
Time Series Info Report

Report extracted 14/02/2020 11:06

From: 01/01/2019 to 31/12/2019

Facility Org Number: 1103
Facility Works Number:
Facility Name: FORT FRANCES WASTEWATER TREATMENT FACILITY
Facility Owner: Municipality: The Corporation of the Town of Fort Frances
Facility Classification: Class 3 Wastewater Treatment

	Biosolids / Arsenic: As Dry Wt - mg/kg	Biosolids / Cadmium: Cd Dry Wt - mg/kg	Biosolids / Chromium: Cr Dry Wt - mg/kg	Biosolids / Cobalt: Co Dry Wt - mg/kg	Biosolids / Copper: Cu Dry Wt - mg/kg	Biosolids / Hauled Sludge Solids - %	Biosolids / Lead: Pb Dry Wt - mg/kg	Biosolids / Mercury: Hg Dry Wt - mg/kg	Biosolids / Molybdenum: Mo Dry Wt - mg/kg	Biosolids / Nickel: Ni Dry Wt - mg/kg	Biosolids / Selenium: Se Dry Wt - mg/kg	Biosolids / Zinc: Zn Dry Wt - mg/kg
	Lab Month.Mean	Lab Month.Mean	Lab Month.Mean	Lab Month.Mean	Lab Month.Mean	IH Total	Lab Month.Mean	Lab Month.Mean	Lab Month.Max	Lab Month.Mean	Lab Month.Mean	Lab Month.Mean
01/2019						474.7						
02/2019						368.7						
03/2019						423.5						
04/2019						479.8						
05/2019						529.1						
06/2019						496.1						
07/2019						462.6						
08/2019						468.1						
09/2019	9.08	0.634	18.6	2.5	349	478.5	17	0.689	4.74	13.4	4.59	421
10/2019						429.8						
11/2019						450.3						
12/2019						386						
Total						5447.2						
Avg	9.08	0.634	18.6	2.5	349		17	0.689		13.4	4.59	421
Max									4.74			
Min												

Flow Meter Calibrations

Instrument Verification Report

Ontario Clean Water Agency, 200 McIrvine Road, Fort Frances, ON

Test Date: August 24, 2019

Device: Miltronics OCM III 25C TS-2, Identifier # 120296126 HM

For: Plant Final Effluent flow as measured using a 12 inch Parshal flume

Table 1: Verification Data for Miltronics OCM and Final Effluent Parshal Flume

Measured Effluent Head (mm)	Indicated flow on OCM (L/s)	Calculated flow (L/s)	Percent error
195	55.3	56.7	-2.5
260	85.4	89.3	4.4
300	102.8	109.2	-5.9
395	160.8	165.9	-3.1
460	209.8	209.2	0.7

Notes: For the Parshal Flume: Flow rate, $Q \text{ (ft}^3/\text{s)} = 3.95 * (\text{Head}/((12) * (25.4)))^{1.522}$

Flow rate, $Q \text{ (L/s)} = Q \text{ (ft}^3/\text{s)} * 28.31 \text{ (L/ft}^3)$

Summary:

The error in indicated values for final effluent flow rate is within the range of +/- 10%.

The alarm condition for flow in excess of UV capability operated at 208 L/sec.



Geoff Pearce

Aug 24, 2019

O&M Team Lead

Ontario Clean Water Agency

Instrument Verification Report

Ontario Clean Water Agency, 200 McIlvaine Road, Fort Frances, ON

Test Date: July 9, 2019

Device: Miltronics Multiranger Plus XPS 10, Identifier 04-235-96-432 MU

For: Plant influent Bypass Overflow Level, as measured in Manhole #8

Detail:

- 1) Influent water level of 1.5 m was simulated with a fixture in manhole #8.
The bypass warning alarm (high level) was activated.
- 2) Influent water level of 1.954 m was simulated with a fixture in manhole #8.
The bypass high-high alarm was activated and a bypass flow value 0.07 m^3 was indicated.

Summary:

The DeltaV alarms response for bypass high level and bypass high-high level were tested and they both functioned as required.



Geoff Pearce

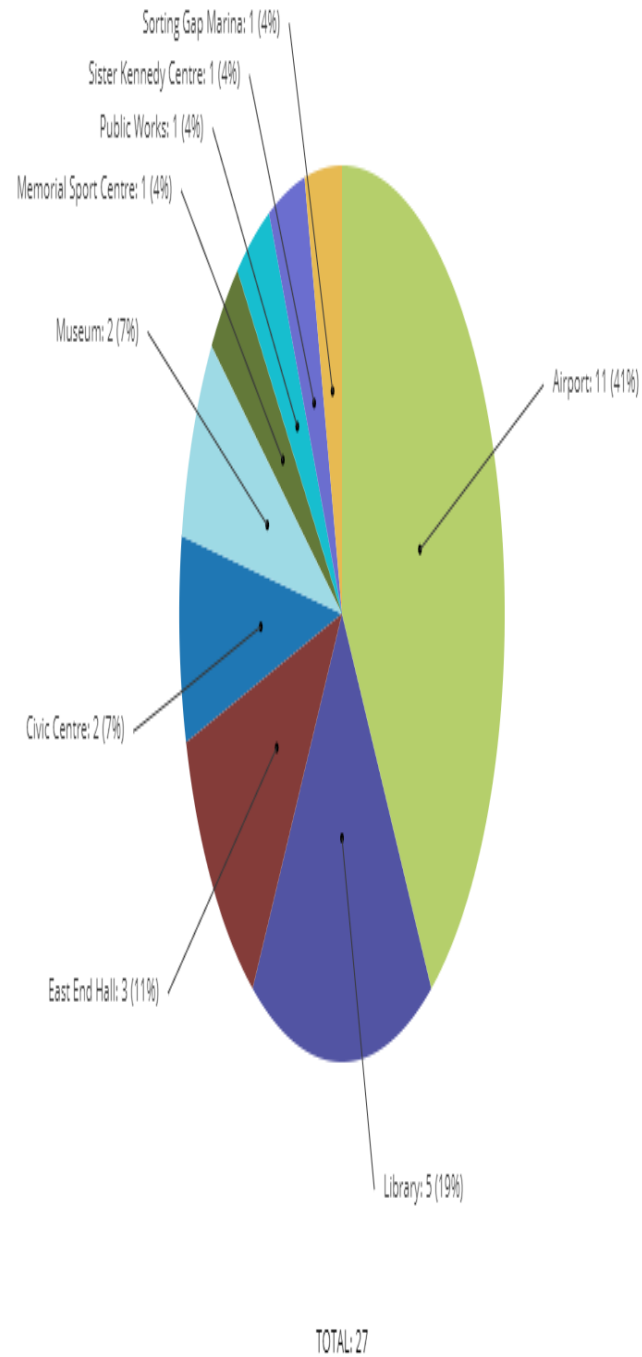
July 9, 2019

Ontario Clean Water Agency

Fort Frances, Ontario

2020 - Tonnage at Landfill Site - Updated March 26, 2020

2020 - Tonnage at Landfill Site - Updated March 26, 2020									2019			2020				
MONTH	Residential Waste tonnes	Res %	ICI Waste tonnes	ICI %	Non Community Waste tonnes	Non Com %	Covering Material tonnes	2019	Average last 10 years	2020	Total Fees	Average last 10 years	Total Fees	2020-2019 Tonnes	2020-2019 Fees	
								Total Tonne	Total Tonne	Total Tonne		Fees 2010 to 2019				
JAN	155.55	36.11	264.88	61.50	10.30	2.39	0.00	548.19	395.44	430.73	\$27,590.90	\$21,533.59	\$27,424.15	-117.46	-\$166.75	
FEB	127.99	32.35	238.46	60.27	29.20	7.38	0.00	360.69	317.98	395.65	\$21,887.90	\$17,034.00	\$23,407.65	34.96	\$1,519.75	
MAR		#DIV/0!		#DIV/0!		#DIV/0!		485.71	426.17	0.00	\$76,269.12	\$23,642.71		-485.71	-\$76,269.12	
APRIL		#DIV/0!		#DIV/0!		#DIV/0!		740.62	580.93	0.00	\$49,329.50	\$32,712.97		-740.62	-\$49,329.50	
MAY		#DIV/0!		#DIV/0!		#DIV/0!		854.39	729.67	0.00	\$50,989.10	\$39,340.52		-854.39	-\$50,989.10	
JUNE		#DIV/0!		#DIV/0!		#DIV/0!		757.98	827.61	0.00	\$46,821.00	\$39,940.83		-757.98	-\$46,821.00	
JULY		#DIV/0!		#DIV/0!		#DIV/0!		769.45	604.11	0.00	\$47,024.80	\$36,877.55		-769.45	-\$47,024.80	
AUG		#DIV/0!		#DIV/0!		#DIV/0!		732.28	678.70	0.00	\$49,303.70	\$37,960.82		-732.28	-\$49,303.70	
SEPT		#DIV/0!		#DIV/0!		#DIV/0!		662.16	673.32	0.00	\$42,611.05	\$38,481.31		-662.16	-\$42,611.05	
OCT		#DIV/0!		#DIV/0!		#DIV/0!		673.40	834.68	0.00	\$44,233.50	\$43,709.40		-673.40	-\$44,233.50	
NOV		#DIV/0!		#DIV/0!		#DIV/0!		677.40	576.61	0.00	\$41,877.80	\$30,714.80		-677.40	-\$41,877.80	
DEC		#DIV/0!		#DIV/0!		#DIV/0!		433.30	428.15	0.00	\$26,849.40	\$22,463.35		-433.30	-\$26,849.40	
Average per monthly										589.45	68.87	\$43,732.31	\$32,034.32	\$25,415.90	-1,308.83	-222,055.72
Total										7073.37	826.38	\$524,787.77	\$384,411.84	\$50,831.80	-6869.19	-\$473,955.97
Town of Fort Frances Tonnage												\$524,787.77	Actual	\$50,831.80		
												\$407,271.00	Budget	\$414,194.00		
Total Tonnage												\$524,787.77	Forecasted	\$304,990.80		
Residential Tonnage																
ICI Tonnage																
Coverage material																



ID	Origin ID	Department	Work Order Type Group	Work Order Type	Work Order Subtype	Inspection	Priority	Status	Assigned To	Address/Location	Created Date	Created By	Scheduled End Date
WO-3742		Com Serv - East End Hall	East End Hall	Daily Inspection		No	Low	In Progress	Jim Garvie		3/30/2020 8:51	jgarvie (Jim Garvie)	4/30/2020 17:00
WO-3738		Com Serv-Marina	Sorting Gap Marina	General Maintenance-Sorting Gap Marina	Carpentry	No	Low	In Progress	Jim Garvie		3/17/2020 15:19	jgarvie (Jim Garvie)	4/3/2020 17:00
WO-3734	PM-3602	Ops & Fac - Fort Frances Muni Airport	Airport	Monthly Inspection-Airport	Visual Inspection	No	Low	Not Started	Mike Beyak	Well Room	3/9/2020 11:53	mbeyak (Mike Beyak)	4/1/2020 17:00
WO-3733	PM-3601	Ops & Fac - Fort Frances Muni Airport	Airport	Monthly Inspection-Airport	Visual Inspection	No	Low	Not Started	Mike Beyak	Well Room	3/9/2020 11:53	mbeyak (Mike Beyak)	4/1/2020 17:00
WO-3732	PM-3600	Ops & Fac - Fort Frances Muni Airport	Airport	Monthly Inspection-Airport	Visual Inspection	No	Low	Not Started	Mike Beyak	Terminal Mechanical Room	3/9/2020 11:52	mbeyak (Mike Beyak)	4/1/2020 17:00
WO-3731	PM-3599	Ops & Fac - Fort Frances Muni Airport	Airport	Monthly Inspection-Airport	Check Oil Level, Drain Water	No	Low	Not Started	Mike Beyak	Maintenance Storage Room	3/9/2020 11:52	mbeyak (Mike Beyak)	3/20/2020 17:00
WO-3730	PM-3598	Ops & Fac - Fort Frances Muni Airport	Airport	Monthly Inspection-Airport	Visual Inspection	No	Low	Not Started	Mike Beyak	Garage	3/9/2020 11:52	mbeyak (Mike Beyak)	4/1/2020 17:00
WO-3729	PM-3597	Ops & Fac - Fort Frances Muni Airport	Airport	Monthly Inspection-Airport	Visual Inspection	No	Low	Not Started	Mike Beyak	Maintenance Storage Room	3/9/2020 11:51	mbeyak (Mike Beyak)	4/1/2020 17:00
WO-3728	PM-3596	Ops & Fac - Fort Frances Muni Airport	Airport	Monthly Inspection-Airport	Visual Inspection	No	Low	Not Started	Mike Beyak	Lighting Control Room	3/9/2020 11:51	mbeyak (Mike Beyak)	4/1/2020 17:00
WO-3727	PM-3595	Ops & Fac - Fort Frances Muni Airport	Airport	Monthly Inspection-Airport	Visual Inspection	No	Low	Not Started	Mike Beyak	Lighting Control Room	3/9/2020 11:51	mbeyak (Mike Beyak)	4/1/2020 17:00
WO-3726	PM-3594	Ops & Fac - Fort Frances Muni Airport	Airport	Monthly Inspection-Airport	Visual Inspection	No	Low	Not Started	Mike Beyak	Lighting Control Room	3/9/2020 11:49	mbeyak (Mike Beyak)	4/1/2020 17:00
WO-3725	PM-3593	Ops & Fac - Fort Frances Muni Airport	Airport	Monthly Inspection-Airport	Visual Inspection	No	Low	Not Started	Mike Beyak	Lighting Control Room	3/9/2020 11:49	mbeyak (Mike Beyak)	4/1/2020 17:00
WO-3724	PM-3592	Ops & Fac - Fort Frances Muni Airport	Airport	Monthly Inspection-Airport	Visual Inspection	No	Low	Not Started	Mike Beyak	Terminal Mechanical Room	3/9/2020 11:48	mbeyak (Mike Beyak)	4/1/2020 17:00

ID	Origin ID	Department	Work Order Type Group	Work Order Type	Work Order Subtype	Priority	Status	Assigned To	Created Date	Created By	Scheduled End Date	Completed Date
WO-3746		Com Serv - Library	Library	General Maintenance - Library	HVAC Maintenance	Low	Completed	Jim Garvie	3/31/2020 11:05	jgarvie (Jim Garvie)	3/31/2020 17:00	3/31/2020 11:06
WO-3745		Com Serv - Library	Library	General Maintenance - Library	HVAC Maintenance	Low	Completed	Jim Garvie	3/31/2020 11:03	jgarvie (Jim Garvie)	3/31/2020 17:00	3/31/2020 11:12
WO-3744		Com Serv - Library	Library	General Maintenance - Library	HVAC Maintenance	Low	Completed	Jim Garvie	3/30/2020 13:40	jgarvie (Jim Garvie)	3/30/2020 17:00	3/30/2020 13:42
WO-3743		Com Serv - Library	Library	General Maintenance - Library	HVAC Maintenance	Low	Completed	Jim Garvie	3/30/2020 13:38	jgarvie (Jim Garvie)	3/30/2020 17:00	3/30/2020 13:43
WO-3741		Ops & Fac - Public Works	Public Works	General Maintenance-PW	Plumbing Maintenance	Low	Completed	Jim Garvie	3/25/2020 10:01	jgarvie (Jim Garvie)	3/25/2020 17:00	3/25/2020 10:02
WO-3740		Com Serv - Sister Kennedy	Sister Kennedy Centre	General Maintenanc-Sister Kennedy		Medium	Completed	Jim Garvie	3/20/2020 12:13	jgarvie (Jim Garvie)	3/20/2020 17:00	3/20/2020 12:14
WO-3739		Com Serv - Library	Library	General Maintenance - Library	Plumbing Maintenance	Low	Completed	Jim Garvie	3/17/2020 15:20	jgarvie (Jim Garvie)	3/18/2020 17:00	3/18/2020 13:44
WO-3737		Com Serv - MSC	Memorial Sport Centre	General Maintenance - MSC		Medium	Completed	Jim Garvie	3/13/2020 14:42	jgarvie (Jim Garvie)		3/13/2020 14:43
WO-3736		Com Serv - East End Hall	East End Hall	General Maintenance-East End Hall		Low	Completed	Jim Garvie	3/11/2020 12:13	jgarvie (Jim Garvie)	3/11/2020 17:00	3/11/2020 15:13
WO-3735		Com Serv - East End Hall	East End Hall	General Maintenance-East End Hall		Medium	Completed	Jim Garvie	3/9/2020 15:37	jgarvie (Jim Garvie)	3/9/2020 17:00	3/9/2020 15:38
WO-3723		Com Serv - Museum	Museum	General Maintenance-Museum	Plumbing Maintenance	Low	Completed	Jim Garvie	3/9/2020 11:07	jgarvie (Jim Garvie)	3/9/2020 17:00	3/9/2020 11:07
WO-3722		Com Serv - Museum	Museum	General Maintenance-Museum	HVAC Maintenance	Low	Completed	Jim Garvie	3/6/2020 7:29	jgarvie (Jim Garvie)	3/10/2020 17:00	3/9/2020 11:06
WO-3721		Civic Centre	Civic Centre	General Maintenance - Civic Centre	Carpentry	Low	Completed	Jim Garvie	3/3/2020 15:25	jgarvie (Jim Garvie)		3/5/2020 11:16
WO-3720		Civic Centre	Civic Centre	General Maintenance - Civic Centre	Carpentry	Low	Completed	Jim Garvie	3/3/2020 7:30	jgarvie (Jim Garvie)	3/13/2020 17:00	3/11/2020 12:12
WO-3719		Com Serv - East End Hall	East End Hall	Daily Inspection		Low	Completed	Jim Garvie	2/28/2020 15:36	jgarvie (Jim Garvie)	3/30/2020 17:00	3/30/2020 8:52
WO-3718		Civic Centre	Civic Centre	General Maintenance - Civic Centre	Carpentry	Low	Completed	Jim Garvie	2/28/2020 11:15	jgarvie (Jim Garvie)		3/4/2020 12:04
WO-3717		Civic Centre	Civic Centre	General Maintenance - Civic Centre	Carpentry	Low	Completed	Jim Garvie	2/26/2020 11:12	jgarvie (Jim Garvie)	3/20/2020 17:00	3/10/2020 13:39
WO-3709		Com Serv - MSC	Memorial Sport Centre	General Maintenance - MSC		Low	Completed	Jim Garvie	2/13/2020 10:17	jgarvie (Jim Garvie)	3/31/2020 17:00	3/31/2020 15:16
WO-3704	PM-3586	Ops & Fac - Fort Frances Muni Airport	Airport	Monthly Inspection-Airport	Visual Inspection	Low	Completed	Mike Beyak	2/9/2020 15:17	mbeyak (Mike Beyak)	3/1/2020 17:00	3/9/2020 11:48
WO-3703	PM-3585	Ops & Fac - Fort Frances Muni Airport	Airport	Monthly Inspection-Airport	Visual Inspection	Low	Completed	Mike Beyak	2/9/2020 15:16	mbeyak (Mike Beyak)	3/1/2020 17:00	3/9/2020 11:49
WO-3702	PM-3584	Ops & Fac - Fort Frances Muni Airport	Airport	Monthly Inspection-Airport	Visual Inspection	Low	Completed	Mike Beyak	2/9/2020 15:16	mbeyak (Mike Beyak)	3/1/2020 17:00	3/9/2020 11:50
WO-3701	PM-3583	Ops & Fac - Fort Frances Muni Airport	Airport	Monthly Inspection-Airport	Visual Inspection	Low	Completed	Mike Beyak	2/9/2020 15:15	mbeyak (Mike Beyak)	3/1/2020 17:00	3/9/2020 11:51
WO-3700	PM-3582	Ops & Fac - Fort Frances Muni Airport	Airport	Monthly Inspection-Airport	Visual Inspection	Low	Completed	Mike Beyak	2/9/2020 15:15	mbeyak (Mike Beyak)	3/1/2020 17:00	3/9/2020 11:52
WO-3699	PM-3581	Ops & Fac - Fort Frances Muni Airport	Airport	Monthly Inspection-Airport	Visual Inspection	Low	Completed	Mike Beyak	2/9/2020 15:14	mbeyak (Mike Beyak)	3/1/2020 17:00	3/9/2020 11:52
WO-3698	PM-3580	Ops & Fac - Fort Frances Muni Airport	Airport	Monthly Inspection-Airport	Visual Inspection	Low	Completed	Mike Beyak	2/9/2020 15:14	mbeyak (Mike Beyak)	3/1/2020 17:00	3/9/2020 11:52
WO-3697	PM-3579	Ops & Fac - Fort Frances Muni Airport	Airport	Monthly Inspection-Airport	Check Oil Level, Drain Water	Low	Completed	Mike Beyak	2/9/2020 15:14	mbeyak (Mike Beyak)	2/20/2020 17:00	3/9/2020 11:52
WO-3696	PM-3578	Ops & Fac - Fort Frances Muni Airport	Airport	Monthly Inspection-Airport	Visual Inspection	Low	Completed	Mike Beyak	2/9/2020 15:13	mbeyak (Mike Beyak)	3/1/2020 17:00	3/9/2020 11:53
WO-3695	PM-3577	Ops & Fac - Fort Frances Muni Airport	Airport	Monthly Inspection-Airport	Visual Inspection	Low	Completed	Mike Beyak	2/9/2020 15:13	mbeyak (Mike Beyak)	3/1/2020 17:00	3/9/2020 11:53
WO-3694	PM-3576	Ops & Fac - Fort Frances Muni Airport	Airport	Monthly Inspection-Airport	Visual Inspection	Low	Completed	Mike Beyak	2/9/2020 15:12	mbeyak (Mike Beyak)	3/1/2020 17:00	3/9/2020 11:53
WO-2219		Com Serv - Sunny Cove	Sunny Cove Camp	General Maintenance-Sunny Cove	Electrical Maintenance	Low	Completed	Jim Garvie	11/19/2018 8:18	ctan (Crystal Tan)	6/1/2020 17:00	3/11/2020 8:48

Aircraft Landings 2020
As of February 29, 2020

Month	Bearskin Flights			Bearskin Passengers			Air Bravo Passengers			Government			Private			Med-l-vacs			International			Commercial			Totals			Variance
	2020	2019	2018	2020	2019	2018	2020	2019	2018	2020	2019	2018	2020	2019	2018	2020	2019	2018	2020	2019	2018	2020	2019	2018	2020	2019	2018	2020-2019
January	56	54	68	140	160	198	8	8	0	2	0	0	15	4	3	50	60	55	0	0	2	45	42	73	168	160	201	8
February	64	56	66	149	197	187	12	15	0	3	13	0	6	1	2	36	43	57	1	0	3	38	38	56	148	151	184	-3
March		61	73		160	249		11	0		13	0		10	5		52	43		2	6		42	57	0	180	184	-180
1/4 Total	120	171	207	289	517	634	20	34	0	5	26	0	21	15	10	86	155	155	1	2	11	83	122	186	316	491	569	-175
April		59	77		197	270		7	0		5	0		9	7		57	42		3	6		40	42	0	173	174	-173
May		67	77		196	276		5	2		14	4		19	19		63	35		25	28		43	54	0	231	229	-231
June		61	68		208	219		9	4		13	4		48	24		57	36		81	70		39	49	0	299	273	-299
1/2 Total	120	358	429	289	1118	1399	20	55	6	5	58	8	21	91	60	86	332	268	1	111	115	83	244	331	316	1194	1211	-878
July		61	74		173	228		10	7		4	10		28	40		54	38		69	79		42	41	0	258	282	-258
August		69	69		236	219		5	5		10	6		33	41		57	41		64	65		40	44	0	273	266	-273
September		62	66		180	197		12	2		8	29		14	33		52	44		46	45		34	37	0	216	254	-216
3/4 Total	120	550	638	289	1707	2043	20	82	20	5	80	53	21	166	174	86	495	391	1	290	304	83	360	453	316	1941	2013	-1625
October		66	68		219	254		13	8		5	5		22	18		57	37		8	8		44	43	0	202	179	-202
November		61	71		180	209		17	1		0	2		6	5		56	41		1	1		37	40	0	161	160	-161
December		47	55		111	197		13	7		0	0		13	7		43	41		3	0		38	34	0	144	137	-144
Total	120	724	832	289	2217	2703	20	125	36	5	85	60	21	207	204	86	651	510	1	302	313	83	479	570	316	2448	2489	-2132

Fort Frances Airport - Page 2/2 - Fuel Sales - February 29, 2020

Fuel Sales Recap - 2020									2020	2019	2018	2017	2016	2015	2014	2013	2012	9 year	Variance
									per	per	per	per	per	per	per	per	per	Average	2020-2019
Month	100LL		Jet Trk		Jet Cab		Month	Year	month	month	month	month	month	month	month	month	month	2020 to 2012	month
January	Liters	Total	Liters	Total	Liters	Total	Total	Total	7,962	8,050	16,597	25,675	7,528	8,692	11,543	7,216	10,252	11,082	-88
February	435	435	7,527	7,527		0	7,962	7,962	5,077	7,991	16,286	12,503	11,904	11,231	12,304	6,197	6,918	9,410	-2,914
March	325	760	4,752	12,279		0	5,077	13,039		13,716	9,798	21,928	13,255	17,795	10,508	12,077	9,329	13,200	-13,716
April		760		12,279		0	0	13,039		13,010	10,398	13,102	8,592	13,219	8,377	4,453	8,251	9,411	-13,010
May		760		12,279		0	0	13,039		18,667	24,839	21,362	24,681	16,161	29,753	18,350	21,891	21,722	-18,667
June		760		12,279		0	0	13,039		31,063	27,380	27,380	26,015	45,698	30,789	22,786	23,537	28,930	-31,063
July		760		12,279		0	0	13,039		17,146	23,461	24,642	29,002	28,150	14,441	19,232	32,650	23,094	-17,146
August		760		12,279		0	0	13,039		17,024	30,430	23,029	21,119	36,638	20,450	20,075	30,783	24,557	-17,024
September		760		12,279		0	0	13,039		16,543	25,191	13,489	21,325	24,238	21,837	18,005	19,431	20,286	-16,543
October		760		12,279		0	0	13,039		9,076	10,769	16,604	30,655	8,216	15,472	13,109	11,325	14,323	-9,076
November		760		12,279		0	0	13,039		2,202	10,748	9,924	22,349	11,616	7,238	6,398	8,170	9,492	-2,202
December		760		12,279		0	0	13,039		5,852	13,243	6,560	13,797	7,592	6,849	2,028	8,179	7,394	-5,852
Total	760		12,279		0		13,039		13,039	160,340	219,140	216,198	230,222	229,246	189,561	149,926	190,716	192,900	-147,301

Lowest month in last 9 years
Highest month in last 9 years
Highest month
lowest month