

TOWN OF FORT FRANCES

AGENDA - July 23, 2012

COMMITTEE OF THE WHOLE MEETING

Civic Centre - Committee Room & Council Chambers

(Session No. 63) 5:30 p.m. to 6:12 p.m.

Page

Call to Order

Non-agenda items identified to be considered later in this meeting, both in-camera and in open meeting.

Disclosure of pecuniary interest and the general nature thereof.

In-Camera - 5:31 p.m. to 5:40 p.m.

4.1 Private Home Daycare.

Non-agenda in-camera items

Public Session Resumes in Council Chambers: 5:45 p.m.

Consent Agenda - 5:47 p.m. to 5:50 p.m.

7.1 Tender - Selection of Municipal Special or Hazardous Waste Service Provider to Host a Household Hazardous Waste Drop-Off Day Event in 2012. 3-6

7.2 Postage Machine/Meter Lease Replacement. 7-15

Operations and Facilities Division - 5:50 p.m. to 5:55 p.m.

8.1 Update on Capital Projects

General - 5:55 p.m. to 6:05 p.m.

9.1 Federal Community Infrastructure Improvement Fund: 16-37

a) Administration and Finance Executive Committee Recommendations;

General - 5:55 p.m. to 6:05 p.m.

- b) Operations and Facilities Executive Committee Recommendations;
- c) Community Services Executive Committee Recommendations.

Information -

10.1	Administration and Finance Department Stats for the period ending June 30, 2012.	38-39
10.2	Capital Fund Budget vs Actual as at June 30, 2012*.	40-44
10.3	General Fund (Operating) and Water and Sewer Fund (Operating) - Actuals to June 30, 2012*.	45-48
10.4	Fort Frances Airport Landings and Fuel Sales Statistics as of July 1, 2012*.	49-50
10.5	2012 Operations and Facilities Capital Program as of June 30, 2012*.	51-52
10.6	Building Department Statistics Canada Report for the period June 1-30, 2012.	53
10.7	By-Law Enforcement Department Activities Report for the Months of April, May and June 2012.	54-55
10.8	June 2012 Complaint Register.	

Non-agenda items - 6:06 p.m.

JUL 18 2012

July 3rd, 2012

Report To: Mayor & Council

From: Doug Brown, Manager Operations & Facilities

SUBJECT: Tender – Selection of Municipal Special or Hazardous Waste (MSHW) Service Provider to Host A Household Hazardous Waste Drop-off Day Event in 2012

The Town has tendered with the communities of Kenora & Dryden for a common Municipal Special or Hazardous Waste (MSHW) service provider to host a one-day household hazardous waste drop-off event day in each community in 2012. In 2012 the City of Dryden was responsible for preparing the tender documents and specifications.

The Town's MSHW event day is scheduled for Saturday, September 8, 2011 starting at 9:00 am and ending at 3:00 pm. All citizens living in the Rainy River District will be allowed to drop off household hazardous waste at the Public Works Yard located at 900 Wright Avenue. The Town will be advertising for the MSHW event day once Council has approved the MSHW service provider. All costs associated with phase-one MSHW materials are reimbursable under the Municipal Hazardous or Special Waste Management Agreement with Stewardship Ontario. Also phase two and three MSHW materials are reimbursable from the Provincial Government during the transition period where the paperwork will be submitted to Stewardship Ontario for processing.

The Miller Group, out of Winnipeg was the only tender submitted. Each community will authorize The Miller Group to be their 2012 MSHW service provider. The 2012 total estimated cost to the Town of Fort Frances without any reimbursement from Stewardship Ontario is \$ 12,912.51 (HST extra) based on the quantity of MSHW materials collected in 2011. The 2012 approved operating budget has a operating cost of \$23,000 thus well within budget.

The Operations & Facilities Executive Committee recommends the following:

- 1) That the Miller Group out of Winnipeg be designated the Town 's 2012 MSHW service provider at an estimated cost of \$ 14,591.14 (includes HST) in accordance with the tender documents.
- 2) That the Town 's MSHW event day is scheduled on Saturday September 8, 2012 from 9:00 am to 3:00 pm.

Respectfully submitted,
Operations & Facilities Division

Doug Brown P.Eng

Doug Brown, P. Eng.
Manager Operations & Facilities

RECOMMENDED

JUL 04 2012

DIV. MNG.

Doug Brown


EXECUTIVE COMM.

R. Widenbeck

Council approval of this report will ensure the following:

1. That the Miller Group out of Winnipeg be designated the Town 's 2012 MSHW service provider at an estimated cost of \$ 14,591.14 (includes HST) in accordance with the tender documents.
2. That the Town 's MSHW event day is scheduled on Saturday September 8, 2012 from 9:00 am to 3:00 pm.

2012JulytenderMSHW



**MILLER
ENVIRONMENTAL
CORPORATION**

1803 Hekla Avenue
Winnipeg, Manitoba
R2R 0K3
Tel: (204) 925-9600
Fax: (204) 925-9601
www.millergroup.ca

Agenda Item #7.1 v...

ISO 9001:2008, 14001:2004 & OHSAS 18001:2007, WCAR, WFER, ISNetworld

Town of Fort Frances
320 Portage Avenue
Fort Frances, ON P9A 3P9

July 5, 2012

Attention: Doug Brown, Operations & Facilities

RE: Household Hazardous Waste Day for Town of Fort Frances

Dear Doug,

This letter is to confirm that Miller Environmental Corporation intends to provide services for the collection and management of household hazardous waste (HHW) from the Town of Fort Frances. This event day is scheduled for Saturday, September 8, 2012.

Miller agrees to comply with all the terms and conditions as described in the TENDER NO. T-2012-02, put out by the City of Dryden on behalf of the Town of Fort Frances. All schedules signed and submitted by Miller at that time, including Schedule 2: the Agreement to Provide the Services and Schedule 3: Occupational Health and Safety Agreement remain in effect. Appendix E: Cost Allocation Tables for the Town of Fort Frances is attached. This pricing will remain firm for this HHW Event. All waste will be weighed upon receipt by Miller and will be invoiced accordingly. All waste will be handled in accordance with the Stewardship Ontario program.

It is understood that Miller Environmental will be supplied the following for the HHW Event Day:

- Lunch/Coffee room facilities
- Washroom facilities
- An operator and loader with forks
- Indoor shelter in case of inclement weather

A certificate of our insurance coverage is also attached. We look forward to working with you on September 8th.

On behalf of Miller Environmental Corporation,

On behalf of the Town of Fort Frances

Renee Bennett
Sales & Marketing Representative

Name
Title

B S I INSURANCE BROKERS LTD.

Box 159, St. Jean-Baptiste, MB R0G 2B0

Ph: 204-758-3408 Fax: 204-758-3682

Certificate of Insurance

This certificate of insurance neither affirmatively amends or alters the coverage afforded by the policies scheduled herein. It is furnished as a matter of information only, confers no rights upon the holder and is issued with the understanding that the rights and liabilities of the parties will be governed by the original policy or policies so they may be lawfully amended by endorsement from time to time.

Issued to: To Whom It May Concern

Name and address of Insured: Miller Environmental Corporation
Box 279, St. Jean-Baptiste, MB R0G 2B0
1803 Hekla Ave, Winnipeg, Manitoba R2R 0K3

Auto Insurance:

Policy #: AM10374772

Coverage: Third Party Liability

Insurer: Manitoba Public Insurance

Expires: August 01, 2012

Limits of Liability: \$10,000,000

Liability Insurance:

Policy #: TCL11581

Coverage: Comprehensive General

Insurer: Lloyd's Underwriters under Contract

ESR2010001 c/o Elliot Special Risks LP

A Markel International Company

Expires: August 01, 2012

Limits of Liability: \$10,000,000

Pollution Insurance:

Policy #: EILT1404

Coverage: Environmental Impairment Liability

Insurer: Lloyd's Underwriters under Contract

ESR2010001 c/o Elliot Special Risks LP

A Markel International Company

Expires: August 01, 2012

Limits of Liability: \$10,000,000

Non-owned Auto Insurance:

Rentals less than 30 days

Policy #: TCL1 1574-SEF94/SPF # 6

Coverage: Third Party Liability

: All Perils Coverage, \$1,000 ded

Insurer: Lloyd's Underwriters under Contract

ESR2010001 c/o Elliot Special Risks LP

A Markel International Company

Expires: August 01, 2012

Limits of Liability: \$10,000,000.00

: \$ 120,000.00


B S I Insurance Brokers Ltd.

Servicing Office: Box 159, St. Jean-Baptiste, MB

Date: July 28, 2011



**TOWN OF FORT FRANCES
ADMINISTRATION & FINANCE DIVISION
TREASURY REPORT 2012/72**

TO: Mayor Avis & Members of Council

FROM: Laurie Witherspoon, Treasurer

DATE: July 18, 2012

SUBJECT: Postage Machine/Meter Lease Replacement

BACKGROUND

The Town presently has a lease agreement with PitneyBowes for a DM800 postage machine and Mega meter of which has been in service since 2004. The current annual cost for the lease and the comprehensive service contract is \$4,821.76 plus HST. PitneyBowes has offered a replacement model, Connect + 1000 Postage machine/meter system, with an annual cost of \$4,560.00 plus HST. The Connect + 1000 is the latest technology with volume speed rating up to 160 pieces per minutes as compared to our current model that has a volume rating of approximately 80 pieces per minutes. PitneyBowes is offering a promotional six months free until July 31st, a value of \$1,320.00 and would result in overall savings for 66 months of \$2,628.80. PitneyBowes will reimburse any portion of the prepaid annual lease remaining for our DM800 postage machine and meter.

Replacing the postage machine/meter system to the Connect + 1000 model will reduce staff time with increased volume speed per minute and sealing envelopes in the closed flap position, will provide reliability and annual operational savings.

RECOMMENDATION

The Administration & Finance Executive Committee recommends the current DM800 postage machine and meter be replaced with the Connect +1000 postage machine/meter system at an annual cost of \$4,560.00 plus HST.

Council Approval of this Report Will Agree to the recommendation of the Administration & Finance Executive Committee to replace the current CM800 postage machine and meter with the Connect +1000 postage machine/meter system at an annual cost of \$4,560.00 plus HST.

July, 11, 2012


Laurie Witherspoon
Corporation of the Town of Fort Frances
320 Portage Ave
Fort Frances, ON
P9A 3P9

Dear Laurie:

As per your request I am providing you with a quote for a new mailing system for your Thunder Bay office. All costs are before applicable taxes.

Option #1

Connect + 1000 Colour Print Customer Communication Series

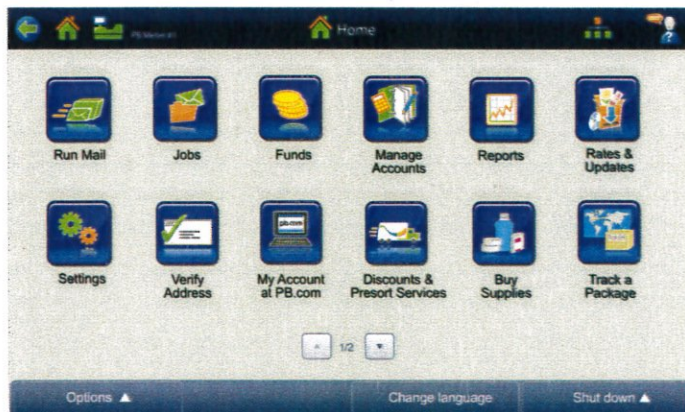


Standard Features Connect + 1000

Web Based Operating System: Our operating system is built using Web based architecture. This allows us to leverage the internet directly from the Connect + series accessing powerful web based applications.

Standard Features Connect + 1000

Color Touch Screen: Our systems will all come standard with a 10.2" full color, touch screen display with 1,024 x 768 resolution and 800dpi resolution. It is icon based which makes it easy to access the print and mail applications.



Processing Speed: Process regular envelopes at speeds up to 160 pieces per minute.

My Graphics Designer: Will allow you to pull a graphic from your desktop or a gallery of predrawn images and convert it for suitable printing on envelopes.



Standard Features Connect + 1000

Application Based Architecture: The following applications are exchanged over the internet and are fully integrated in the Connect + system functions.

- **Buy Supplies** – Instant access to browse and purchase supplies.
- **Package Tracking** – Tracks a package for Cdn Post,
- **Address Verification** – Confirms or corrects addresses.
- **Cost Accounting** – Automatic web back up for accounting data.
- **Meter funds** – Add Postage, get a balance, and low funds warning.
- **Rating** – Classes and services selected and viewed side by side.
- **My Account** - Online logging of service calls in real time.
- **Postal Tools**- Postal code lookup, find an address, delivery standards
- **User Help** – Online interactive user help screens.
- **Intellilink Package Services** – Provides access to CPC contract rates.

Printing: Prints in full colour for graphics on the outside of the mail piece.

Centralized Command Center: Allows you to run the meter, mailing machine and scale from the one control panel. This command center runs the entire system. The operation of this system is very user friendly since the display screen is menu driven.

Accounting: Standard 100 account codes for accounting. You also can add additional accounting package that will increase your accounting capacity to 300 or 1500 account codes. Automatic web back up creates integrity and reduces the chance of lost data.

Sealing: Secure sealing with pump fed felt pad with sealing rollers. Seals envelopes in the closed flap position.



Standard Features Connect + 1000

5 kg Integrated Scale: This scale is located on the back of the machine and comes standard with both letter and parcel rates. Also standard on the Connect + series is Intellilink Package Services which allows you to print the Canada Post shipping label that would be required for discount parcel rates.

Thickness Clearance: Handles mail up to 5/8" thick with out using a postage tape.

Feed System: Roller feeding system allows your operators to lay the envelopes flat in the envelope hopper and the machine will feed them in. This type of feeding system allows continuous feeding without stopping the machine for reloading of envelopes.

Postage Tape: Uses a large capacity roll tape. Automatically will print tape by just a push of a button when you need postage for any thick envelopes, flats or parcels.

Programmable Job Presets: Unlimited amount of Programmable job memory keys.

Return Addresses: Unlimited amount of return addresses.

Full QWERTY keyboard for typing of postal codes or account codes names.

Postal Permit Printing: Create Permit graphics directly on your system and will print them in black using your regular envelope stock.

Minimum / Maximum Envelope Size: Handles mail of the following sizes: Minimum 3.5" x 5" to a maximum of 10"x 14".

Physical Size: 24" High x 56" Wide x 24" Deep.

Connectivity Requirements: Requires a LAN connection to run integrated web connected application.

Electrical Requirements: 120V – 240V, 60 Hz 6.4-3.0 Amps.

Financial Considerations**Lease Option**

\$220.00 per month based on a 66 month lease term paid quarterly.

Comprehensive Service Plan

\$160.00 per month

Total savings from current option = \$192/year

This option includes your first six months free.

(you are required to pay service during your free six months)

If you have any questions please call me at 807-631-4774 at your convenience.

Sincerely

David McCulloch

David McCulloch
Corporate Account Manager
Pitney Bowes Inc.



David McCulloch
<david.mcculloch@pb.com>
07/12/2012 10:52 AM

To "lwitherspoon@fort-frances.com"
<lwitherspoon@fort-frances.com>
cc
bcc
Subject Pitney Bowes Quote

Good Morning Laurie

Let me apologize for the delay in getting this quote to you. I was waiting on our new promotions for the third quarter to get you the best pricing.

Enclose is a quote for the connect + 1000. Given your volume, I believe that this is by far, the best fit for the Town of Fort Frances. It is our newest technology, and not only is rated for the amount of volume you currently do, it can also be used as a marketing tool. You will be able to put anything you want on the top inch of any envelope. From pictures, to slogans, to QC codes directing people to the towns website. As well, if you currently have you envelopes printed by an outside source, you can now bring that in house, and have every envelope printed as it is stamped. This offers a potential cost savings of thousands of dollars per year.

The connect + is currently on promotion by Pitney Bowes, and is selling for less than the model underneath it. With this promotion, you will be paying almost \$20 less per month than what you currently pay. Not to mention the potential marketing and other cost savings opportunities. As well, we are giving you the first six months free. This quote is good until the end of July

Have a look at the proposal, and let me know if you have any questions. I will give you a call early next week to discuss it.

Thanks Laurie

Dave McCulloch



David McCulloch.vcf Town of Fort Frances Connect + 1000 colour.doc



Pitney Bowes Global Credit Services

Groupe Mondial des Services de Crédit Pitney Bowes

RETAIN FOR YOUR RECORDS
CONSERVEZ POUR VOS DOSSIERS

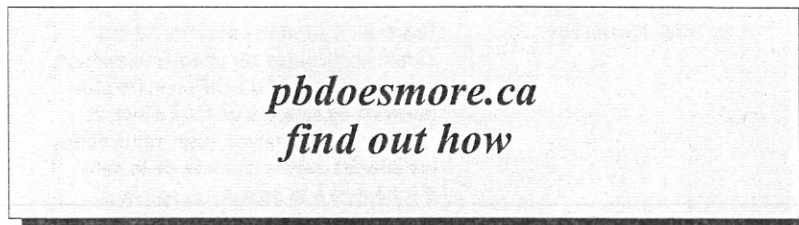
P.O. Box 278, ORANGEVILLE, ONTARIO, L9W 2Z7 1-800-672-6937

INVOICE/FACTURE

32348

DETAILS/ DÉTAILS	AMOUNT/ MONTANT
Contract 666063-0	
<input type="checkbox"/> D8NW DM800 Config. Non WOW, SN 001894 • Comprehensive Service Plan D8NW • Comprehensive Service Plan MP37	Current 0.00 996.00 101.76 HST 142.71 ▶ 1,240.47
<div style="text-align: center;"> 6140 1500 1541 APPROVED <i>[Signature]</i> TREASURER </div>	

DUE DATE: DATE D'ÉCHÉANCE:	INVOICE DATE: DATE DE FACTURATION:	TOTAL CURRENT GST/HST: TOTAL DE LA TPS/TVH COURANTE:	CUSTOMER NO.: N° DU CLIENT:	INVOICE NO.: N° DE FACTURE:	SUB-TOTAL INCLUDING TAX: SOUS-TOTAL TAXE COMPRISE:
24-Feb-2012	28-Jan-2012	0.00/142.71	C026565	445811445840	1,240.47



SERVICE & OTHER CHARGES ENTRETIEN ET AUTRES FRAIS ▶	0.00
ADMINISTRATIVE CHARGES AND PAST DUE INTEREST/ FRAIS D'ADMINISTRATION ET FRAIS D'ARRÉRAGES ▶	0.00
PAY THIS AMOUNT/ PAYEZ CE MONTANT ▶	1,240.47

SEE REVERSE SIDE FOR EXPLANATION OF INVOICE TERMS/
VOIR AU VERSO POUR EXPLICATION DES TERMES DE LA FACTURATION

GST-HST NO./ N° DE TPS-TVH: 104212717
Q.S.T. NO./ N° DE TVQ: 1000087617

445811445840

Service Contract $\frac{\$1,097.76}{12} = \$91.48/\text{mo}$



LEASE INVOICE / FACTURE DE LOCATION-BAIL

463856401609

Page 1 of 1

www.pitneybowes.ca

P.O. Box 278, ORANGEVILLE, ONTARIO, L9W 2Z7

1-800-672-6937

DETAILS/ DÉTAILS	AMOUNT/ MONTANT
Contract 666063	
Payment Period is 01-Mar-2012 to 28-Feb-2013	
<input type="checkbox"/> D8NW DM800 Config. Non WOW, SN 001894	Current 2,968.72
<input type="checkbox"/> 1MEC Mega Meter – PSD, SN 980818	755.28
	HST 484.12
	4,208.12

Administrative charges and past due interest

An administrative charge of \$12.00 will be charged for each payment not received by the due date. In addition, interest will be charged on any late payment from the due date until the payment is received at a rate of 2% per month. These charges will appear on your next invoice.

Frais d'administration et frais d'arriérage

Des frais d'administration de 12.00\$ seront applicables sur chaque versement non reçu à la date d'échéance. De plus, des frais de retard à un taux d'intérêt mensuel de 2% seront aussi applicables, les intérêts seront calculés de la date d'échéance à la date de réception du versement. Ces frais apparaîtront sur votre prochaine facture.

APPROVED

L. A. Witherspoon

TREASURER

6140 1500 1541



115500G5



DUE DATE: DATE D'ÉCHÉANCE:	INVOICE DATE: DATE DE FACTURATION:	TOTAL CURRENT GST/HST: TOTAL DE LA TPS/TVH COURANTE:	CUSTOMER NO.: N° DU CLIENT:	INVOICE NO.: N° DE FACTURE:	SUB-TOTAL INCLUDING TAX: SOUS-TOTAL TAXE COMPRISE:
01-Mar-2012	03-Feb-2012	0.00/484.12	C026565	463856401609	\$4,208.12

pbdoesmore.ca
find out how

SERVICE & OTHER CHARGES
ENTRETIEN ET AUTRES FRAIS

\$0.00

ADMINISTRATIVE CHARGES AND
PAST DUE INTEREST/
FRAIS D'ADMINISTRATION ET
FRAIS D'ARRÉRAGES

\$0.00

PAY THIS AMOUNT/
PAYEZ CE MONTANT

\$4,208.12

GST-HST NO./N° DE TPS-TVH: 104212717
GST NO./N° DE TVH: 1000087617

$\frac{3724.00}{12} = \$310.33/\text{month}$



**TOWN OF FORT FRANCES
ADMINISTRATION & FINANCE DIVISION
TREASURY REPORT 2012/73**

TO: Mayor Avis & Members of Council
FROM: Debbie Scofield, Deputy-Treasurer
DATE: July 17, 2012
SUBJECT: Federal Community Infrastructure Improvement Fund

BACKGROUND

Attached please find a news release from The Honourable Tony Clement, Minister for FedNor, announcing the launch of the new Community Infrastructure Improvement Fund (CIIF) in Northern Ontario. Eligible recipients may receive contributions of up to \$1 million and in Ontario priority may be given to projects that require a federal contribution of 33.3% of total project costs. Applications must be received by August 24, 2012.

At the Administration & Finance Executive Committee meeting of July 17, 2012, the previously committed Honeywell Energy Savings project was identified as being the top priority project in which to submit an application for funding from the CIIF.

RECOMMENDATION

The Administration & Finance Executive Committee recommends that Council approve an application for funding to be submitted to the Community Infrastructure Improvement Fund for the Honeywell Energy Savings project.

Council Approval of This Report will agree to the recommendation of the Administration and Finance Executive Committee to submit an application to the Community Infrastructure Improvement Fund for the Honeywell Energy Savings project.



FedNor

Community Infrastructure Improvement Fund

The Government of Canada is announcing the launch of the new Community Infrastructure Improvement Fund (CIIF). Canada's Economic Action Plan 2012 committed \$150 million nationally over two years to support repairs and improvements to existing public infrastructure through this Fund.

The Federal Economic Development Agency for Southern Ontario (FedDev Ontario) will be responsible for administering the program, drawing on its expertise in the delivery of infrastructure programs. FedNor, the Federal Economic Development Initiative for Northern Ontario will provide support to FedDev Ontario through its knowledge of the region by promoting and launching the fund in Northern Ontario.

Applications are being accepted for projects in Ontario until 5:00 p.m. Eastern Daylight Time (EDT) on August 24, 2012.

Objective

To support the rehabilitation and improvement, including expansion, of **existing** community infrastructure facilities such as community centres, recreational buildings, local arenas, cultural facilities and other community facilities. CIIF will improve the quality of community facilities and provide economic benefits, including support for job creation, in communities across Canada.

Program Administration

The Federal Economic Development Agency for Southern Ontario (FedDev Ontario) will be responsible for administering the program, drawing on its expertise in the delivery of infrastructure programs. FedNor, the Federal Economic Development Initiative for Northern Ontario, will provide support to FedDev Ontario through its knowledge of the region by promoting and launching the fund in Northern Ontario. This new investment will boost economic activity and create local jobs, while ensuring our community infrastructure facilities meet the needs of our residents in the long term. This new investment will boost economic activity and create local jobs, while ensuring our community infrastructure facilities meet the needs of our residents in the long term.

- [Project Application and Funding](#)

Date Modified: 2012-07-05



News Release

For immediate release
July 5, 2012

HARPER GOVERNMENT TAKES ACTION TO IMPROVE COMMUNITY FACILITIES ACROSS THE COUNTRY

Minister Clement Launches the Community Infrastructure Improvement Fund in Northern Ontario

Sudbury, Ontario – The Honourable Tony Clement, Minister for FedNor, today announced the launch of the new Community Infrastructure Improvement Fund in Northern Ontario. Community and recreational facilities are now eligible for repairs and upgrades through the Fund.

"The Harper Government understands that investing in community infrastructure creates jobs and helps build a strong and sustainable economic foundation for all Canadians," said Minister Clement. "With today's announcement, FedNor, in partnership with FedDev Ontario, will work to maximize the benefits of the Program for Northern Ontario communities and residents."

"Our government is committed to creating jobs, growth and long-term prosperity in our communities," said the Honourable Gary Goodyear, Minister of State for the Federal Economic Development Agency for Southern Ontario (FedDev Ontario). "The Community Infrastructure Improvement Fund will boost economic activity in communities and help support job creation in Ontario. By improving the quality of our community facilities, we are also contributing to building prosperous communities for Canadian families for years to come."

To show that the Harper Government is committed to the development of community infrastructure across the country, representatives responsible for the other regional development agencies have made similar announcements in their respective regions.

FedDev Ontario is delivering the Fund in Ontario with an allocation of \$49.6 million over two years. FedDev Ontario will be responsible for administering the program, drawing on its expertise in the delivery of infrastructure programs. FedNor will provide support to FedDev Ontario through its knowledge of the region by promoting and launching the Fund in Northern Ontario.

The Fund will support, on a cost-shared basis, repairs and improvements to existing community infrastructure that is accessible for use by the public. Local, regional and First Nation governments, as well as not-for-profit organizations with projects that can be completed before March 31, 2014 are invited to apply for funding.

.../2



JOBS • GROWTH • PROSPERITY | EMPLOIS • CROISSANCE • PROSPÉRITÉ

Eligible recipients may receive contributions of up to \$1 million and must leverage a minimum of 50 percent of funding from other sources. In Ontario, priority may be given to projects that require a federal contribution of just 33.3 percent of total project costs.

Applications for projects in Ontario must be submitted by 5:00 p.m. EDT on August 24, 2012. For detailed program guidelines and information on how to apply, please refer to fednor.gc.ca.

This national program provides \$150 million over two years to be delivered by regional development agencies across the country. For more information, please refer to the backgrounder.

- 30 -

For more information, contact:

Andrea Mandel-Campbell
Director of Communications
Office of the Honourable Tony Clement
613-957-2666

Linda Ménard
FedNor
Director of Communications
705-671-0696

Beverly Young
Acting Press Secretary
Office of the Honourable Tony Clement
613-957-2666

IF THERE IS A DISCREPANCY BETWEEN ANY PRINTED VERSION AND THE ELECTRONIC VERSION OF THIS NEWS RELEASE, THE ELECTRONIC VERSION WILL PREVAIL.

This news release is available online at: www.actionplan.gc.ca.



Background

COMMUNITY INFRASTRUCTURE IMPROVEMENT FUND

The Harper Government has committed to supporting communities and creating jobs through repairs and improvements to existing community facilities over the next two years through the Community Infrastructure Improvement Fund (CIIF). Expansions such as adding ramps to improve accessibility to a facility, adding a roof to an outdoor rink or extending a trail or bike path are eligible. The construction of new infrastructure and repairs to facilities that are primarily for commercial or for-profit activities are ineligible. Facilities must be accessible for use by the public and not limited to a private membership. All projects are required to be completed by March 31, 2014.

The Fund is being delivered by the regional development agencies across Canada and will support projects on a cost-shared basis. Funding recipients may receive up to 50 percent of total eligible costs. The Harper Government may provide up to \$1 million per project. Municipal, regional and First Nation governments, as well as not-for-profit organizations are eligible to apply.

The Fund has been allocated as follows:

Regional Development Agency	Region	Fiscal year 2012-13	Fiscal year 2013-14	Total
Atlantic Canada Opportunities Agency	Newfoundland and Labrador, New Brunswick, Nova Scotia, Prince Edward Island	\$8,300,000	\$8,300,000	\$16,600,000
Economic Development Agency of Canada for the Regions of Quebec	Quebec	\$15,600,000	\$15,600,000	\$31,200,000
Federal Economic Development Agency for Southern Ontario/Federal Economic Development Initiative for Northern Ontario	Ontario	\$24,800,000	\$24,800,000	\$49,600,000
Canadian Northern Economic Development Agency	Yukon, Northwest Territories, Nunavut	\$3,200,000	\$3,200,000	\$6,400,000
Western Economic Diversification Canada	British Columbia, Alberta, Saskatchewan, Manitoba	\$23,100,000	\$23,100,000	\$46,200,000

More information on the delivery of the Fund in each region is available by contacting each regional development agency. In Northern Ontario, please visit fednor.gc.ca, email infrastructure@feddevontario.gc.ca or call 1-866-593-5505.

July 18, 2012

Report To: Mayor & Council

From: Doug Brown, Manager of Operations & Facilities

Subject: Funding Program under the Federal Government Community Infrastructure Improvement Fund (CIIF)

Mark McCaig, CAO has directed the Operations & Facilities and Community Services Executive committees to review which projects could possibly be submitted under the CIIF funding program. The deadline for submission is August 24, 2012. Please find attached the following information on the CIIF Funding Program;

- 1) July 5, 2012 News Release.
- 2) Backgrounder Information Sheet.
- 3) Frequently asked questions about the CIIF and the application process.
- 4) July 9, 2012 email from Jane Gillon.

I have taken the liberty to list a couple of potential projects to be considered by the Operations & Facilities Executive Committee;

- 1) **Energy Retrofit and Facility Renewal Project with Honeywell** - \$ 3,402,691. (HST extra).
- 2) **Phase 2 (2013) of Tender 12-OF-01 Second Street East and Mowat Avenue Reconstruction** - \$ 1,283,150.03 (HST included) – Tender process took place already.
- 3) **2009 Connecting Link Hwy. Road Reconstruction Project** - Scott Street from just west of Reid Avenue to Colonization Road East and Colonization Road East from First Street to just south of Scott Street – Tom Veert Contracting low tender at \$ 3,917,306.51 (GST extra) in 2009.

- 4) **Front Street from just east of Crowe Avenue intersection to just south of Scott Street intersection-** Engineering Northwest Ltd. completed drawings, project specifications and tender package. To date this project has not been tendered. An engineering cost estimate has been prepared at \$ 2,889,291 (HST extra).
- 5) **Another Sanitary Sewer Collection Pipe project such as Third Street East from Crowe Avenue intersection to Frenette Avenue intersection.** No cost estimate completed.

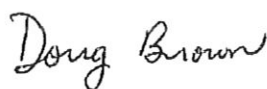
In discussion with Pamela Bryson, Community Development Officer with FedNor after the July 18, Operations & Facilities Executive Committee meeting it appears that she has been instructed to advise her clients of the following;

- 1) **That out of the 49.6 millions dollars allocated in Ontario that approximately 4 million dollars has been allocated to Northern Ontario.**
- 2) **That clients in Northern Ontario should not ask for more than \$ 200,000 per project and several projects could be submitted.**
- 3) **That the clients will need to prioritized their projects.**
- 4) **That the FedNor, the Federal Economic Development Initiative for Northern Ontario office will not be evaluating the Northern Ontario projects under the CIIF program and that the FedDev, the Federal Economic Development Agency for Southern Ontario was assigned this responsibility.**

Pamela is available to discuss with any members of Council and Administration any information in regards to the CIIF program prior to submitting an application. That this new information will have bearing on the magnitude and scope of the projects that Town should submit under this program.

The Operations & Facilities Executive committee recommends the at the next Committee of Whole meeting that Council should review all the projects submitted by each executive committee and establish a priority listing to be submitted under the Community Infrastructure Improvement Fund and that consideration be given to submitting more than one project.

Respectfully Submitted,
Operations & Facilities Division



D. Brown, P. Eng.
Manager of Operations & Facilities

Council approval of this report will ensure at the next Committee of Whole meeting of Council that Council review all the projects submitted by each executive committee and establish a priority listing to be submitted under the Community Infrastructure Improvement Fund and that consideration be given to submitting more than one project.

2012JulyCIIFprogram.doc

RECOMMENDED

JUL 18 2012

DIV. MNG. Dong M

EXECUTIVE COMM. _____



News Release

For immediate release
July 5, 2012

HARPER GOVERNMENT TAKES ACTION TO IMPROVE COMMUNITY FACILITIES ACROSS THE COUNTRY

Minister Clement Launches the Community Infrastructure Improvement Fund in Northern Ontario

Sudbury, Ontario – The Honourable Tony Clement, Minister for FedNor, today announced the launch of the new Community Infrastructure Improvement Fund in Northern Ontario. Community and recreational facilities are now eligible for repairs and upgrades through the Fund.

“The Harper Government understands that investing in community infrastructure creates jobs and helps build a strong and sustainable economic foundation for all Canadians,” said Minister Clement. “With today’s announcement, FedNor, in partnership with FedDev Ontario, will work to maximize the benefits of the Program for Northern Ontario communities and residents.”

“Our government is committed to creating jobs, growth and long-term prosperity in our communities,” said the Honourable Gary Goodyear, Minister of State for the Federal Economic Development Agency for Southern Ontario (FedDev Ontario). “The Community Infrastructure Improvement Fund will boost economic activity in communities and help support job creation in Ontario. By improving the quality of our community facilities, we are also contributing to building prosperous communities for Canadian families for years to come.”

To show that the Harper Government is committed to the development of community infrastructure across the country, representatives responsible for the other regional development agencies have made similar announcements in their respective regions.

FedDev Ontario is delivering the Fund in Ontario with an allocation of \$49.6 million over two years. FedDev Ontario will be responsible for administering the program, drawing on its expertise in the delivery of infrastructure programs. FedNor will provide support to FedDev Ontario through its knowledge of the region by promoting and launching the Fund in Northern Ontario.

The Fund will support, on a cost-shared basis, repairs and improvements to existing community infrastructure that is accessible for use by the public. Local, regional and First Nation governments, as well as not-for-profit organizations with projects that can be completed before March 31, 2014 are invited to apply for funding.

.../2



JOBS • GROWTH • PROSPERITY | EMPLOIS • CROISSANCE • PROSPÉRITÉ

Eligible recipients may receive contributions of up to \$1 million and must leverage a minimum of 50 percent of funding from other sources. In Ontario, priority may be given to projects that require a federal contribution of just 33.3 percent of total project costs.

Applications for projects in Ontario must be submitted by 5:00 p.m. EDT on August 24, 2012. For detailed program guidelines and information on how to apply, please refer to fednor.gc.ca.

This national program provides \$150 million over two years to be delivered by regional development agencies across the country. For more information, please refer to the backgrounder.

- 30 -

For more information, contact:

Andrea Mandel-Campbell
Director of Communications
Office of the Honourable Tony Clement
613-957-2666

Linda Ménard
FedNor
Director of Communications
705-671-0696

Beverly Young
Acting Press Secretary
Office of the Honourable Tony Clement
613-957-2666

IF THERE IS A DISCREPANCY BETWEEN ANY PRINTED VERSION AND THE ELECTRONIC VERSION OF THIS NEWS RELEASE, THE ELECTRONIC VERSION WILL PREVAIL.

This news release is available online at: www.actionplan.gc.ca.



Backgrounder

COMMUNITY INFRASTRUCTURE IMPROVEMENT FUND

The Harper Government has committed to supporting communities and creating jobs through repairs and improvements to existing community facilities over the next two years through the Community Infrastructure Improvement Fund (CIIF). Expansions such as adding ramps to improve accessibility to a facility, adding a roof to an outdoor rink or extending a trail or bike path are eligible. The construction of new infrastructure and repairs to facilities that are primarily for commercial or for-profit activities are ineligible. Facilities must be accessible for use by the public and not limited to a private membership. All projects are required to be completed by March 31, 2014.

The Fund is being delivered by the regional development agencies across Canada and will support projects on a cost-shared basis. Funding recipients may receive up to 50 percent of total eligible costs. The Harper Government may provide up to \$1 million per project. Municipal, regional and First Nation governments, as well as not-for-profit organizations are eligible to apply.

The Fund has been allocated as follows:

Regional Development Agency	Region	Fiscal year 2012-13	Fiscal year 2013-14	Total
Atlantic Canada Opportunities Agency	Newfoundland and Labrador, New Brunswick, Nova Scotia, Prince Edward Island	\$8,300,000	\$8,300,000	\$16,600,000
Economic Development Agency of Canada for the Regions of Quebec	Quebec	\$15,600,000	\$15,600,000	\$31,200,000
Federal Economic Development Agency for Southern Ontario/Federal Economic Development Initiative for Northern Ontario	Ontario	\$24,800,000	\$24,800,000	\$49,600,000
Canadian Northern Economic Development Agency	Yukon, Northwest Territories, Nunavut	\$3,200,000	\$3,200,000	\$6,400,000
Western Economic Diversification Canada	British Columbia, Alberta, Saskatchewan, Manitoba	\$23,100,000	\$23,100,000	\$46,200,000

More information on the delivery of the Fund in each region is available by contacting each regional development agency. In Northern Ontario, please visit fednor.gc.ca, email infrastructure@feddevontario.gc.ca or call 1-866-593-5505.

Federal Economic Development
Agency for Southern OntarioAgence fédérale de développement
économique pour le Sud de l'Ontario

Canada

[Home](#) > [Our Programs](#) > [Community Infrastructure Improvement Fund](#)

Frequently Asked Questions

General

1. [What is the Community Infrastructure Improvement Fund?](#)
2. [Who administers this program and delivers funding in Ontario?](#)
3. [How much will the federal government contribute towards projects?](#)
4. [Can I apply for a project that costs more than \\$3 million?](#)
5. [Will environmental assessments be required for projects?](#)
6. [Will this be a permanent program?](#)

Eligibility

1. [Who is eligible to apply for funding?](#)
2. [What projects are eligible?](#)
3. [What costs are eligible for funding?](#)
4. [What costs are not eligible for funding?](#)
5. [Are the costs related to growth eligible?](#)
6. [Are projects that have gone to tender eligible?](#)

Applications

1. [How do I submit a project application?](#)
2. [How many applications can I submit?](#)
3. [What is the deadline to apply?](#)
4. [Why is the application intake only for a short period of time?](#)
5. [Will there be another intake for applications?](#)
6. [I submitted an application for a project under previous stimulus programming. Can I submit the same project?](#)
7. [If I received funding for a project under another federal program, can I apply for additional funding for the same project?](#)
8. [Why is my application information not being saved?](#)
9. [When I try to open the application form using my Mac Safari browser, a message pops up with "Please Wait" in large lettering and two links to the Adobe site for help. What do I do?](#)
10. [How do I know if I successfully submitted my application form?](#)
11. [How will applications be assessed?](#)
12. [When will I know if my project was approved?](#)

Other

1. [What else is the government of Canada doing for community infrastructure?](#)

1) What is the Community Infrastructure Improvement Fund?

The Government of Canada's Economic Action Plan 2012 committed \$150 million nationally over two years to support repairs and improvements to existing small public infrastructure through the new Community Infrastructure Improvement Fund (CIIF).

Investments in community infrastructure enhance the quality of life of Canadian families and contribute to building prosperous communities.

The Federal Economic Development Agency for Southern Ontario (FedDev Ontario) will be administering this program in Ontario. FedNor, the Federal Economic Development Initiative for Northern Ontario, will provide support to FedDev Ontario by promoting and launching the fund in Northern Ontario. The CIIF allocation for Ontario is \$49.6 million over two years.

Given the short time-span over which the funding will be provided, this program is geared towards the repair and rehabilitation, including expansion, of existing community facilities as those generally require shorter lead times in terms of project start-up and completion and have lower project costs.

The CIIF will ensure that our community infrastructure facilities are maintained and available to citizens now and in the future, all while stimulating local economic activity.

2) Who administers this program and delivers funding in Ontario?

Regional development agencies across the country are delivering the CIIF. FedDev Ontario is administering and delivering this federal funding in Ontario.

3) How much will the federal government contribute towards projects?

Through the CIIF, FedDev Ontario will contribute up to \$1 million per project. Funding recipients may receive up to 50 per cent of total eligible costs, but priority may be given to proponents requiring only 33.3 per cent of total eligible costs.

4) Can I apply for a project that costs more than \$3 million?

Yes, an applicant can submit a project with total costs of more than \$3 million. However, FedDev Ontario will only contribute up to \$1 million for any individual project. It would be up to the applicant to demonstrate that the balance of the project costs will be funded through their own resources.

5) Will environmental assessments be required for projects?

All applications will be reviewed to determine if a federal environmental assessment is required. The majority of projects are expected to be for the rehabilitation of community assets and will likely not have major environmental impacts. For further information, please visit the Canadian Environmental Assessment Agency web site at www.ceaa-acee.gc.ca.

6) Will this be a permanent program?

No. The program is intended to be a temporary, short-term economic stimulus measure. Projects cannot begin before April 1, 2012 and must be substantially completed no later than March 31, 2014.

7) Who is eligible to apply for funding?

Organizations eligible to apply for funding under CIIF include:

- local or regional governments or related agencies; ✓
- provincial entities that provide municipal-type services to communities;
- not-for-profit organizations; and
- First Nation governments, including Band or Tribal Councils or their legally-designated representatives.

Please refer to the [Program Guidelines](#) for more detailed requirements.

8) What projects are eligible?

CIIF supports the rehabilitation and improvement, including expansion, of existing community infrastructure that is non-commercial and accessible to the public. Examples of the type of community infrastructure that can be supported under CIIF include:

- community facilities (e.g. community centres, libraries, parks,);
- cultural centres;
- recreational facilities (e.g. arenas, gymnasiums, sports fields, bike paths and other recreational trails);
- tourism facilities; and
- other community infrastructure.

Eligible projects will also:

- leverage at least 50 per cent of total eligible project costs from other sources than the federal government; and
- conclude by March 31, 2014.

For a detailed list of project categories, please refer to the [Program Guidelines](#).

9) What costs are eligible for funding?

Please refer to the [Program Guidelines](#) for a list of all eligible project costs.

10) What costs are not eligible for funding?

Please refer to the [Program Guidelines](#) for a list of all ineligible project costs.

11) Are the costs related to growth eligible?

Yes. Projects can be for the renewal, expansion, upgrade or material enhancement of community infrastructure. However, they cannot be for new construction or normal maintenance or operation and the expanded facility cannot represent more than a 50 per cent increase in the asset's footprint.

12) Are projects that have gone to tender eligible?

Yes, projects that have gone to tender may be considered eligible. However, projects costs incurred prior to April 1, 2012 will not be reimbursed.

13) How do I submit a project application?

Please refer to the [How to Apply](#) section for detailed instructions on submitting an application package.

14) How many applications can I submit?

Organizations are not limited in the number of applications that they may submit, but must priority rank their projects on their application forms.

15) What is the deadline to apply?

Project applications must be submitted or postmarked no later than 5:00 p.m. EDT on August 24, 2012.

16) Why is the application intake only for a short period of time?

There is a timed intake process so that projects can be assessed and approved as soon as possible after the application deadline.

17) Will there be another intake for applications?

No, as the program ends on March 31, 2014, there is only one intake for applications to allow sufficient time for project completion.

18) I submitted an application for a project under previous stimulus programming. Can I submit the same project?

Applicants can submit applications for infrastructure projects that were not approved under previous infrastructure programming. However, the project needs to meet the eligibility requirements of the CIIF, as outlined in the [Program Guidelines](#).

19) If I received funding for a project under another federal program, can I apply for additional funding for the same project?

The combination of funding from various programs for one project is called stacking. Under CIIF, the federal government will only allow stacking up to 50 per cent of eligible costs from most other federal funding programs.

20) Why is my application information not being saved?

You cannot edit the PDF form in the web browser and save. You need to save it to your computer by selecting "Save As" at the top of the form.

21) When I try to open the application form using my Mac Safari browser, a message pops up with "Please Wait" in large lettering and two links to the Adobe site for help. What do I do?

1. Move the mouse to hover over the middle-bottom on the page. Four dark grey and white buttons should appear as follows (these will disappear if you move the cursor too far):
 - a. Zoom Out (magnifying glass with a minus sign)
 - b. Zoom In (magnifying glass with a plus sign)
 - c. Open PDF Preview (two pages with a push-pin)
 - d. Save PDF to download folder (circle with a computer)
2. You have two options:
 - a. Select the button to "Open PDF Preview" and the form will open with Adobe Reader, so you can save it from there.
 - b. Select the button to "Save PDF to download folder" and the form will download to the computer, so you can open it with Adobe Reader.

22) How do I know if I successfully submitted my application form?

The following notification will be displayed on your screen: "Your form has been successfully submitted to the Community Infrastructure Improvement Fund." If you did not receive a confirmation message that your application was submitted, please resubmit it using the "Submit" button on the last page.

23) How will applications be assessed?

Please refer to the Application Review section of the [Program Guidelines](#).

24) When will I know if my project was approved?

Applicants will be notified as soon as assessments are complete.

25) What else is the government of Canada doing for community infrastructure?

The federal government plays an important role in the provision of public infrastructure in Canada. Consultations are underway with partners and stakeholders on the development of a new long-term plan for public infrastructure that extends beyond the expiry of the Building Canada plan in 2014. This builds on the investments made since 2007 that include:

- Major support for provincial, territorial and municipal (PTM) infrastructure through the Building Canada plan totalling \$33 billion over seven years, announced as part of the Government's plan to restore fiscal balance. The plan includes several measures designed to support the varying infrastructure needs across Canada:
 - Predictable, long-term funding for municipalities of \$11.8 billion through the Gas Tax Fund and \$5.8 billion through an increased GST rebate for municipalities. The Government has made the \$2 billion annual allocation under the Gas Tax Fund a permanent legislated measure.
 - The \$8.8 billion Building Canada Fund, to support investments in priority projects such as the highways, roads, bridges, public transit, water infrastructure and broadband.
- Infrastructure stimulus initiatives under the Economic Action Plan – \$11 billion was made available for infrastructure stimulus initiatives. These included new programs as well as measures that built on existing infrastructure programs.

Date Modified: 2012-07-05

Northern Development Division

Ministry of Northern Development and Mines

☎ Office: 807-274-5320 | Mobile: 807-276-4290 | Fax:807-274-4438

✉ 922 Scott Street | Fort Frances, Ontario | P9A 1J4



fedn0705.pdf

FedNor

Community Infrastructure Improvement Fund

The Government of Canada is announcing the launch of the new Community Infrastructure Improvement Fund (CIIF). Canada's Economic Action Plan 2012 committed \$150 million nationally over two years to support repairs and improvements to existing public infrastructure through this Fund.

The Federal Economic Development Agency for Southern Ontario (FedDev Ontario) will be responsible for administering the program, drawing on its expertise in the delivery of infrastructure programs. FedNor, the Federal Economic Development Initiative for Northern Ontario will provide support to FedDev Ontario through its knowledge of the region by promoting and launching the fund in Northern Ontario.

Applications are being accepted for projects in Ontario until 5:00 p.m. Eastern Daylight Time (EDT) on August 24, 2012.

Objective

To support the rehabilitation and improvement, including expansion, of **existing** community infrastructure facilities such as community centres, recreational buildings, local arenas, cultural facilities and other community facilities. CIIF will improve the quality of community facilities and provide economic benefits, including support for job creation, in communities across Canada.

Program Administration

The Federal Economic Development Agency for Southern Ontario (FedDev Ontario) will be responsible for administering the program, drawing on its expertise in the delivery of infrastructure programs. FedNor, the Federal Economic Development Initiative for Northern Ontario, will provide support to FedDev Ontario through its knowledge of the region by promoting and launching the fund in Northern Ontario. This new investment will boost economic activity and create local jobs, while ensuring our community infrastructure facilities meet the needs of our residents in the long term. This new investment will boost economic activity and create local jobs, while ensuring our community infrastructure facilities meet the needs of our residents in the long term.

- [Project Application and Funding](#)

Date Modified: 2012-07-05



"Gillon, Jane (MNDM)"
<jane.gillon@ontario.ca>
07/09/2012 09:02 AM

To "Gillon, Jane (MNDM)" <jane.gillon@ontario.ca>
cc
bcc
Subject FEDNOR - Community Infrastructure Improvement Fund
(CIIF) - Announcement / Deadline to apply August 24, 2012

Hi All

For informational purposes

See attached News Release. Further program and contact information can be found through the following links.

Program Information

http://fednor.gc.ca/eic/site/fednor-fednor.nsf/eng/h_fn03737.html

Eligibility Guidelines

http://fednor.gc.ca/eic/site/fednor-fednor.nsf/eng/h_fn03744.html

Program Application and Funding

http://fednor.gc.ca/eic/site/fednor-fednor.nsf/eng/h_fn03745.html

Eligible Project Categories

(see FedNor website for further information)

Eligible categories are the following:

- community centres;
- cultural centres;
- parks, recreational trails such as fitness trails, bike paths and other types of trails;
- libraries;
- recreational facilities including local arenas, gymnasias, swimming pools, sports fields, tennis, basketball, volleyball or other sport-specific courts, golf courses, ski hills or other types of recreational facilities;
- tourism facilities having local impact;
- docks; and
- other existing community infrastructure assets that have a local community impact, such as local roads, drinking water treatment and distribution systems, connectivity and broadband, local airports, solid waste management and wastewater infrastructure.

Jane

Jane Gillon

Northern Development Officer

Regional Economic Development Branch



<Pamela.Bryson@ic.gc.ca>

07/18/2012 11:16 AM

To <dbrown@fort-frances.com>

cc

bcc

Subject Contact for Min citizenship, culture, etc

Hi Doug,

Good speaking with you this morning.

As I mentioned the Province just announced some new funding as well.

I think your contact would be Nancy Tulloch in Kenora.

I'm not sure what the criteria is but it is possible you may be able to use some funds to match the CIIF funding for pool work.

<<Nancy Tulloch (MCI)>>

Pam

Pamela Bryson

Community Economic Development Officer | Agente de développement économique communautaire

FedNor / Industry Canada / FedNor / Industrie Canada

Regional Operations | Opérations régionales

100 Park Street | 100 rue Parc

Telephone | Téléphone 807-468-6846

Facsimile | Télécopieur 807-468-2273

pamela.bryson@ic.gc.ca

fednor.gc.ca

Teletypewriter | Téléimprimeur 1-866-694-8389

Government of Canada | Gouvernement du Canada

P.O. Box 1610


Kenora, ON P9N 3X7

Notice of Confidentiality:

The information transmitted is intended only for the person or entity to which it is addressed and may contain confidential and/or privileged material. Any review re-transmission dissemination or other use of or taking of any action in reliance upon this information by persons or entities other than the intended recipient is prohibited. If you received this in error please contact the sender immediately by return electronic transmission and then immediately delete this transmission including all attachments without copying distributing or disclosing same.

Avis de confidentialité:

L'information transmise est strictement réservée à la personne ou à l'organisme auquel elle est adressée et peut être de nature confidentielle. Toute lecture retransmission divulgation ou autre utilisation de cette information ou toute action prise sur la foi de cette information par des personnes ou organismes autres que son destinataire est interdite. Si vous avez reçu cette information par erreur veuillez contacter son expéditeur immédiatement par retour du courrier électronique puis supprimer cette information y compris toutes pièces jointes sans en avoir copié divulgué ou diffusé le contenu.



----- Message from <Pamela.Bryson@ic.gc.ca> on Wed, 30 Mar 2011 14:35:54 -0400 -----

(Nancy Tulloch (MCI :Subject

Regional Advisor
Regional Services Branch
Ontario Ministry of Citizenship and Immigration
Ontario Ministry of Tourism and Culture
Ontario Ministry of Health Promotion
Suite 101, 810 Robertson Street,
Kenora, ON P9N 4J4
1-800-465-1108

July 18, 2012

Report to: Mayor and Council


From: Jason Kabel, Manager of Community Services

Re: Community Infrastructure Improvement Fund (CIIF)

On July 5, 2012 the Harper Government launched the Community Infrastructure Improvement Fund (CIIF) across Canada. Regionally, Federal Economic Development Initiative for Northern Ontario is delivering the fund with allocation of \$49.6 million over two years (Fiscal 2012-13 and 2013-14). The fund will support, on a cost-shared basis, repairs and improvements to existing community infrastructure that is accessible for use by the public. Municipalities are invited to apply for funding on projects that can be completed before March 31, 2014. Eligible recipients may receive contributions of up to \$1 million and must leverage a minimum of 50 percent of funding from other sources. In Ontario, priority may be given to projects that require a federal contribution of just 33.3 percent of total project costs.

The Community Services Executive Committee had a good discussion of potential Town projects and developments applicable for the funding. One of the strict criterias for the funding dispersement is that an organization establish a commitment of resources to a project. Consensus was that the Town's best opportunity to gain the maximum funding available would lie with the commitment that has already been established with the Honeywell project. The Town would be viewed favourably with approximately \$3.2 million of capital currently allocated to a massive energy retrofit. Politically, it would be truly beneficial for the federal government to partner in our Honeywell endeavour with the popularity of 'going green'.

Respectfully submitted,



Jason Kabel
Manager of Community Services

Council's approval of this report will approve: That the Town of Fort Frances apply for the Community Infrastructure Improvement Fund (CIIF) with the Honeywell retrofit as the applicable project.

Administration & Finance Department Stats for the period ending June 30, 2012

	January	February	March	April	May	June	July	August	September	October	November	December	TOTAL
Revenue	\$ 230.00	\$ 287.00	\$ 575.00	\$ 920.00	\$ 1,092.70	\$ 976.00							\$ 4,088.00
Tax Certificates	14,148.25	5,948.20	5,085.55	2,168.90	1,896.80	442.85							\$ 29,680.35
Business Licences	1,283.73	75.00	1,008.13		1,219.20	120.00							\$ 3,706.06
Lottery Licences	353.40	353.40	364.60	364.60	364.60	364.60							\$ 2,166.80
Town Permit Rental					16,325.19								\$ 16,325.19
Fort Frances Portion of POA Fines					0.00								\$ 0.00
Nat Gas Purchase Card Rebates						0.00							\$ 0.00
Death/Stillbirth Registrations	502.35	265.95	354.60	413.70	265.95								\$ 1,802.55
Marriage Licences	267.10	400.75	667.75	534.20	934.85	1,068.40							\$ 3,873.05
Civil Marriage		618.00	759.65	386.25	772.50	1,171.65							\$ 3,708.05
Certify Copies	5.40		5.40		16.20								\$ 27.00
Commissioning Oaths/Affidavits	131.55	27.45	71.25	10.95	72.55	76.80							\$ 390.55
Investment Income	768.78	281.69	1,540.98	1,843.83	1,551.98	7,580.80							\$ 13,568.06
Sale of Land	206.70				0.00								\$ -
Administration Service Charges		12,583.57	14,324.94	12,538.58	23,049.27	10,776.26							\$ 73,479.32
	\$ 17,897.26	\$ 20,841.01	\$ 24,757.85	\$ 19,181.01	\$ 47,561.79	\$ 22,577.36	\$ -	\$ -	\$ -	\$ -	\$ -	\$ -	\$ 152,876.28

Accounts Receivable													
Balance Forward	383,485.48	241,376.79	195,134.02	155,038.51	132,678.00	205,542.10							\$ 2,308.65
Invoices/Debits	126,268.73	123,145.78	133,347.80	125,228.24	196,783.99	92,833.16							\$ 2,308.65
Payments/Credits	(268,817.79)	(170,117.04)	(173,673.10)	(147,999.55)	(124,159.20)	(126,826.76)							\$ -
Interest Applied	440.37	728.49	229.79	410.80	239.31	259.89							\$ -
Total Amount Owng	\$ 241,376.79	\$ 195,134.02	\$ 155,038.51	\$ 132,678.00	\$ 205,542.10	\$ 171,808.39	\$ -	\$ -	\$ -	\$ -	\$ -	\$ -	\$ 2,308.65

AIR Invoices Processed													
General/By-Law	8	22	10	14	18	22							94
Daycare	0	54	50	58	54	48							264
Airport	19	5	16	22	19	22							103
Landfill	29	27	34	42	37	40							209
Public Works	3	5	3	5	6	0							22
Sewer	5	3	6	5	12	7							38
Water	14	9	14	20	178	9							244
Fire Department	0	0	0	0	0	1							1
Memorial Sports Centre	36	17	16	31	28	17							142
Fort Frances Power Corp	0	0	7	0	7	7							28
Invoices issued by Month	114	142	156	197	359	173	0	0	0	0	0	0	674

NSF/Returned Payments													
Day Care	0	0	4	0	0	1							5
Memorial Sports Centre	2	2	3	1	2	0							10
Utilities	4	7	0	0	2	4							20
Taxation	1	0	1	0	0	0							2
Other	1	0	1	0	2	1							7

Taxes													
Balance Forward	\$ 977,809.74	\$ 6,886,890.94	\$ 3,252,413.35	\$ 1,342,329.17	\$ 1,199,272.68	1,079,967.73							\$ 78,471.65
Tax Billings/Debits	6,431,054.59	1,274.62	11,475.09	2,091.89	5,161.10	6,585,516.48							\$ 78,471.65
Payments/Credits	(533,597.33)	(3,646,675.59)	(1,935,009.28)	(160,706.03)	(138,492.72)	(465,078.95)							\$ -
Interest Applied	11,823.94	10,923.38	13,450.01	15,557.65	14,026.67	12,895.97							\$ -
Total Amount Owng	\$ 6,886,890.94	\$ 3,252,413.35	\$ 1,342,329.17	\$ 1,199,272.68	\$ 1,079,967.73	\$ 7,213,301.23	\$ -	\$ -	\$ -	\$ -	\$ -	\$ -	\$ 78,471.65

	January	February	March	April	May	June	July	August	September	October	November	December	TOTALS
Tax Appeals Notices Mailed/Letters with no Payment Plans	179	163	354	367	249	204							
# Tax Registrations	30	26	24	23	22	21							
# Write-Ups (MOS/357 Applications)	1	1	1	1	1	1							
Write-Ups - Municipal Portion	0	0	4	1	1	0							6
# of Charity Rebates	0	0	1	0	0	1							3
Charity Rebates - Municipal Portion	0	0	\$ 4,731.21	\$ -	\$ -	\$ 7,281.07							\$12,012.28
# Vacant/Rebates	0	0	2	3	7	1							13
Vacant/Rebates - Municipal Portion			\$ 5,419.41	\$ 3,326.82	\$ 12,554.07	\$ 38,744.11							\$60,414.41
E.D. Financial Incentive Plan													
Demolition Grant	0	0	0	0	0	0							\$0.00
Grant-In-Lieu of Taxes	0	0	0	0	0	0							\$0.00
Water & Sewer													
Balance Forward	\$1,069,244.55	\$ 399,813.35	\$ 317,807.26	\$ 398,666.66	\$ 328,666.66	\$ 402,087.96							6,519.81
W/S Billings/Debits		884.99	757,250.45	1,783.66	757,540.70	3,616.32							76
Payments/Credits	(670,249.30)	(84,319.93)	(677,263.21)	(73,475.68)	(684,685.65)	(77,987.19)							1,340
Interest Applied	818.10	1,428.85	872.16	1,463.25	566.25	1,371.20							172
Total Amount Owning	\$ 399,813.35	\$ 317,807.26	\$ 398,666.66	\$ 328,437.89	\$ 402,087.96	\$ 329,088.29	\$ -	\$ -	\$ -	\$ -	\$ -	\$ -	6,519.81
Bi-Monthly Water/Sewer Bills Issued	3,363	36	3,355	13	3,347	27							10,065
Final Billings Issued		433		380		527							76
Late Notices Mailed		69		50		53							172
Registered Letters		1		0		0							1
Disconnects		1		0		0							1
Reconnections				0		0							1
Provincial Offences													
Fines Paid	\$ 26,619.00	\$ 29,341.00	\$ 53,547.00	\$ 28,361.00	\$ 32,417.00								\$ 170,285.00
Outstanding Fines (pre & post transfer)	\$1,836,749.00	\$1,851,870.00	\$1,845,680.00	\$1,845,133.00	\$1,859,764.00								
CBCL Collections (pretransfer)	\$ 50.00	\$ -	\$ 50.00	\$ -	\$ -								100.00
CBCL Collections (post-transfer)	\$ 605.65	\$ 1,774.73	\$ 300.00	\$ 200.00	\$ 935.23								\$ 3,815.61
Total CBCL Collected	\$ 655.65	\$ 1,774.73	\$ 350.00	\$ 200.00	\$ 935.23								\$ 3,915.61
Hours spent on Collections	40	40	40	40	40								200
Notice of Default - mailed out	48	45	56	41	62								252
New Charges Filed	152	233	255	330	331								1,301
Court Room Operating Hours	3	1	6	4	4								18
Charges Disposed (Before or at Trial)													
Failed to Attend - Convicted	0	0	0	0	0								
Plead Guilty	13	27	35	24	32								131
Withdrawn	3	4	14	3	7								31
Quashed	6	0	4	1	2								13
Stayed	0	0	0	0	28								28
Dismissed/Acquitted	1	0	4	1	0								6
Plead Not Guilty - Convicted	3	3	2	1	0								9
Other	1	0	1	0	0								2
Total	27	34	60	30	69	0	0	0	0	0	0	0	200

**Town of Fort Frances
Capital Fund Budget vs Actual
as at June 30, 2012**

	Actual to Date	2012 Budget	Variance
Administration			
C-120-0490-0952 Contribution from Reserve Funds		(1,500.00)	(1,500.00)
C-140-0490-0952 Contribution from Reserve Funds		(25,000.00)	(25,000.00)
C-120-9217-0000 Administration File Cabinets		1,500.00	1,500.00
C-140-9109-0000 Computer/Network Upgrades	4,517.35	25,000.00	20,482.65
Total Revenue	-	(26,500.00)	(26,500.00)
Total Expenditures	4,517.35	26,500.00	21,982.65
TOTAL ADMINISTRATION	4,517.35	-	(4,517.35)
CIVIC CENTRE			
C-150-0490-0952 Contribution from Reserve Funds		(250,000.00)	(250,000.00)
C-150-9242-0000 OPP/Hall Roof	8,880.99	250,000.00	241,119.01
C-150-9255-1110/1111 Sprinkler System	2,579.62	-	(2,579.62)
Total Revenue	-	(250,000.00)	(250,000.00)
Total Expenditures	11,460.61	250,000.00	238,539.39
TOTAL CIVIC CENTRE	11,460.61	-	(11,460.61)
EMERGENCY SERVICES			
C-211-0490-0400 Federal Grant		(40,000.00)	(40,000.00)
C-211-0490-0952 Contribution from Reserve Funds		(57,350.00)	(57,350.00)
C-211-9123-1471 GIS		1,350.00	1,350.00
C-211-9133-0000 Rescue Truck		90,000.00	90,000.00
C-211-9239-1431 Fire Fighting Tools/Equipment	2,711.91	6,000.00	3,288.09
Total Revenue	-	(97,350.00)	(97,350.00)
Total Expenditures	2,711.91	97,350.00	94,638.09
TOTAL EMERGENCY SERVICES	2,711.91	-	(2,711.91)
PUBLIC WORKS			
<u>Transportation</u>			
C-310-0490-0406 AMO Federal Gas Tax			-
C-310-0490-0952/320 Contribution from Reserve Funds		(261,898.00)	(261,898.00)
C-313-0490-0400/C3 Federal Gas Tax Reserve		(665,007.00)	(665,007.00)
C-350-090-0954 Contribution from Revenue Fund (O&F)			-
C-310-1620-5390 Transfer to FGT Reserve Fund			-
C-310-9105-1471 Small Equipment Purchases	630.66	8,000.00	7,369.34
C-313-9110-1523 Upgrades to Portage Pumping Station	8,706.31	266,667.00	257,960.69
C-313-9223-1523 Third St E-Mowat to Victoria Roads	248,517.97	333,340.00	84,822.03
C-313-9245-1471 Sign Retroreflectometer	10,888.34	13,000.00	2,111.66
C-313-9246-1523 Surface Treatment-8th St.-Portage to Christie		65,000.00	65,000.00
C-320-9223-1523 Third St E-Portage to Mowat Sidewalks			-
C-334-9107-1471 Backhoe/Loader	73,210.36	73,440.00	229.64
C-334-9244-1471 Combination Unit Sander/Plow		155,000.00	155,000.00
C-345-9135-1471 Pole Replacement		5,000.00	5,000.00
C-350-9224-1523/11 Lift Weight Scale & Landfill Site Building		5,000.00	5,000.00
C-360-9123-1471 GIS Equipment & Mapping		2,458.00	2,458.00

C-360-9221-1523	Engineering-Front St-E of Crowe-S. of Scott St	4,854.98	(4,854.98)
C-360-9223-1523	Engineering-Third St E-Portage to Mowat		-

Airport

C-390-0490-0400	Federal Grant		-
C-390-0490-0952	Contribution from Reserve Funds		-
C-390-9157-1471	Replace John Deere Pull behind Lawn Mower		-

Parks

C-580-0490-0952/C-	Contribution from Reserve Funds	(166,000.00)	(166,000.00)
C-586-0430-0632	Lions Millennium Park- Donations	(4,300.00)	4,300.00
C-580-9105-1471	Small Equipment Replacement	1,548.73	3,451.27
C-580-9109-1471	Hand Held Portable PC		1,000.00
C-580-9133-1471	Replace 1988 Crew Cab Truck	247.89	36,752.11
C-580-9157-1471	Replace Riding Tractors	5,902.09	97.91
C-580-9240-1471	Sweeper Attachment	5,705.61	1,294.39
C-583-9127-1471	Riverview Cemetery Office Building Renovation		80,000.00
C-583-9620-1471	Repair Foundation of Columbarium at RV	23,000.00	2,000.00
C-585-9108-1471	Dock Repairs		5,000.00
C-586-9232-1523	Lions Park Contracted Works	2,704.79	(2,704.79)
C-586-1620-5390	Transfer to Reserve Fund		-
	Total Revenue	(4,300.00)	(1,092,905.00)
	Total Expenditures	385,917.73	706,987.27
	TOTAL PUBLIC WORKS	381,617.73	(381,617.73)

FORT FRANCES CHILDREN'S COMPLEX

C-641-0490-0412	Provincial Grant	(25,000.00)	
C-641-0490-0436	Health & Safety Grant (DSSAB)	(984.37)	(9,015.63)
C-641-0490-0952	Contribution from Reserve Funds		-
C-641-9105-0000	Small Capital Purchases		-
C-641-9106-0000	Health & Safety	17,512.21	(7,512.21)
C-641-9253-0000	Infant Care Feasibility Study		25,000.00
	Total Revenue	(984.37)	(9,015.63)
	Total Expenditures	17,512.21	(7,512.21)
	TOTAL FFCC	16,527.84	(16,527.84)

SISTER KENNEDY CENTRE

C-622-0490-0448	Provincial Grant	(10,000.00)	(10,000.00)
C-622-0490-0952	Contribution from Reserve Funds		-
C-622-9105-0000	Small Capital Purchases		-
C-622-9108-1523	Centre Upgrades		10,000.00
	Total Revenue	-	(10,000.00)
	Total Expenditures	-	10,000.00
	TOTAL SKC	-	-

HANDI-VAN

C-653-0490-0952	Contribution from Reserve Funds	(75,000.00)	(75,000.00)
C-653-9133-0000	Handicapped Van Replacement	68,199.61	6,800.39
	Total Revenue	-	(75,000.00)
	Total Expenditures	68,199.61	6,800.39
	TOTAL HANDI-VAN	68,199.61	(68,199.61)

TOWNSHEND THEATRE			
C-713-0490-0952	Contribution from Reserve Funds	(30,000.00)	(30,000.00)
C-713-9208-0000	Theatre Painting	10,000.00	10,000.00
C-713-9219-0000	Theatre Stage Replacement	20,000.00	20,000.00
	Total Revenue	-	(30,000.00)
	Total Expenditures	-	30,000.00
	TOTAL HANDI-VAN	-	-

<u>MSC/Recreation</u>			
C-722-0490-0400	Federal Grant	(42,860.00)	(42,860.00)
C-722-0490-0952/C7	Contribution from Reserve Funds	(42,790.00)	(42,790.00)
C-740-0430-0632	Donations		-
C-740-0490-0412	Provincial Grant	(65,000.00)	(65,000.00)
C-740-0490-0437	Kiwanis Club Grant		-
C-740-0490-0952	Contribution from Reserve Funds		-
C-722-9131-0000	East End Hall Accessibility Project	57,150.00	57,150.00
C-722-9132-0000	Auditorium Tables & Chairs	2,500.00	2,500.00
C-722-9248-1523	Flooring/Locker Replacement	25,000.00	25,000.00
C-740-9105-0000	Sunny Cove Camp Small Equipment		-
C-740-9108-1523	Sunny Cove Camp Repairs	65,000.00	65,000.00
C-817-9249-0000	Marina Cash Register	1,000.00	1,000.00
	Total Revenue	-	(150,650.00)
	Total Expenditures	-	150,650.00
	TOTAL MSC	-	-

LIBRARY			
C-781-0490-0400	Federal Grant (CAPP)		-
C-781-0490-0632	Donations	(3,000.00)	-
C-781-0490-0952	Contribution from Reserve Funds		-
C-781-9109-0000	Computer Equipment	1,885.83	-
C-781-9132-0000	Office Furniture	2,655.54	-
C-781-9165-1471	New Library-Materials		-
C-781-9165-1527	New Library-Contracted Services		-
	Total Revenue	(3,000.00)	-
	Total Expenditures	4,541.37	-
	TOTAL LIBRARY	1,541.37	-

MUSEUM			
C-791-0490-0400	Federal Grant	(1,000.00)	1,000.00
C-791-0490-0412	Provincial Grant		-
C-791-0490-0632	Donations	(1,445.00)	1,445.00
C-791-0490-0952	Contribution from Reserve Funds	(10,000.00)	(10,000.00)
C-791-9241-0000	Conservation Expense	1,000.00	(1,000.00)
C-791-9251-0000	Electronic Storage for Museum Collection		10,000.00
	Total Revenue	(2,445.00)	(10,000.00)
	Total Expenditures	1,000.00	9,000.00
	TOTAL MUSEUM	(1,445.00)	1,445.00

PLANNING & DEVELOPMENT

C-271-0490-0952/C-1	Contribution from Reserve Funds	(14,203.00)	(14,203.00)
C-815-9123-1471	GIS Expense	2,203.00	2,203.00
C-271-9243-1110/1111	Parking Lot Machine	9,155.24	2,844.76
	Total Revenue	-	(14,203.00)
	Total Expenditures	9,155.24	5,047.76
	TOTAL PLANNING & DEVELOPMENT	9,155.24	(9,155.24)

SOLAR PANEL PROJECT

C-830-0490-0952	Contribution from Reserve Funds		
C-830-9225-1523	Contacted Works		-
	Total Revenue	-	-
	Total Expenditures	-	-
	TOTAL SOLAR PANEL PROJECT	-	-

SANITARY SEWER

C-410-0490-0952	Contribution from Reserve Funds	(281,083.00)	(281,083.00)
C-410-0490-0954	Contribution from Revenue Funds	(453,766.00)	(453,766.00)
C-410-9105-1471	Sanitary Sewer Small Tools	10,000.00	10,000.00
C-410-9123-1471	GIS Equipment & Mapping	2,458.00	2,458.00
C-410-9138-1523	Sanitary Manholes	50,000.00	50,000.00
C-410-9144-1523	Upgrades to Portage Ave Storm Sewer	4,130.06	129,203.94
C-410-9179-1523	Infiltration & Inflow Study	59,423.91	40,576.09
C-410-9223-1523	Third St E-Mowat to Victoria	195,792.44	243,264.56
C-410-9238-1523	Geo/Engineering Contracted Works	1,226.41	(1,226.41)
	Total Revenue	-	(734,849.00)
	Total Expenditures	260,572.82	474,276.18
	TOTAL SANITARY SEWER	260,572.82	(260,572.82)

SEWAGE TREATMENT PLANT

C-413-0490-0954	Contribution from Revenue Fund	(183,000.00)	(183,000.00)
C-413-9103-1471	STP Pump Replacement - Materials		-
C-413-9105-1471	Small Miscellaneous Capital	18,402.08	164,597.92
C-413-9105-1523	Small Miscellaneous Capital - Contracted Works	463.28	(463.28)
C-413-9178-1471	Collector Chain Replacement		-
	Total Revenue	-	(183,000.00)
	Total Expenditures	18,865.36	164,134.64
	TOTAL STP	18,865.36	(18,865.36)

WATERWORKS ADMINISTRATION

C-961-0490-0589	Expense Recovery		-
C-961-0490-0952	Contribution from Reserve Fund	(766,685.00)	(766,685.00)
C-961-0490-0954	Contribution from Revenue Fund	(753,540.00)	(753,540.00)
C-961-9105-1471	Miscellaneous Tools/Equipment	1,083.90	8,916.10
C-961-9123-1471	GIS Equipment & Mapping		4,915.00
C-961-9137-1523	Replace Mainline Water Valves/Hydrants		100,000.00
C-961-9167-1523	Water Tower Rehab	(819.97)	819.97
C-961-9223-1523	Third St. E.-Mowat to Victoria	179,577.41	254,902.59
C-961-9226-1523	East of Butler Ave-Church St to Front St	54,576.04	(1,171.04)
C-961-9234-1523	Sixth St E-Portage Ave to McKenzie Ave		-
C-961-9236-1523	8th St -York to East - Contracted Works		-
C-961-9238-1523	Geo/Engineering Contracted Works	8,806.58	(8,806.58)

C-961-9247-1523	King's Hwy-Pit Rd #1 to 185m E. of Daniel		917,425.00	917,425.00
	Total Revenue	-	(1,520,225.00)	(1,520,225.00)
	Total Expenditures	243,223.96	1,520,225.00	1,277,001.04
	TOTAL WATERWORKS ADMIN	243,223.96	-	(243,223.96)
	WATER TREATMENT PLANT			
C-965-0490-0954	Contribution from Revenue Fund		(242,000.00)	(242,000.00)
C-965-9105-1471	Misc. Small Capital	4,250.18	15,000.00	10,749.82
C-965-9152-1471	Replace In-Plant Potable Water Lines	13,668.06	77,000.00	63,331.94
C-965-9225-1523	Solar Equipment Installation - WTP Roof Top			-
C-965-9252-1523	Replace WTP Boiler w/2 High Efficiency Boilers		90,000.00	90,000.00
C-965-9254-1523	Install VFD Elec Motors for High Lift Pumps		60,000.00	60,000.00
	Total Revenue	-	(242,000.00)	(242,000.00)
	Total Expenditures	17,918.24	242,000.00	224,081.76
	TOTAL WTP	17,918.24	-	(17,918.24)
	TOTAL REVENUE	(10,729.37)	(4,471,682.00)	(4,405,952.63)
	TOTAL EXPENDITURES	1,045,596.41	4,471,682.00	3,371,085.59
	TOTAL CAPITAL	1,034,867.04	-	(1,034,867.04)

**Town of Fort Frances
General Fund (Operating)
Actuals as at June 30, 2012**

		Actuals to Date	2012 Budget	Variance
CORPORATE				
050	Municipal Tax Levy	(10,792,802.48)	(10,792,802.00)	0.48
051	Education Tax Levy	(2,027,204.99)	(2,029,218.00)	(2,013.01)
052	Supp/Omit Municipal Tax Levy	(22,716.82)	-	22,716.82
053	Supp/Omit Education Tax Levy	(4,285.09)	-	4,285.09
056	W/O Municipal	60,808.74	-	(60,808.74)
057	W/O Education	18,258.40	-	(18,258.40)
061	OMPF	(1,619,700.00)	(3,239,400.00)	(1,619,700.00)
062	Payments-in-Lieu	(318,986.56)	(769,786.00)	(450,799.44)
080	Prior Year Surplus		(82,364.00)	(82,364.00)
110	Mayor & Council	304,264.99	540,310.00	236,045.01
112	Contribution to Reserves & Reserve Funds	-	750,000.00	750,000.00
113	Long Term Debt	369,525.39	819,210.00	449,684.61
115	Election	-	-	-
161	Riverside Health Care/Dr Recruitment	33,964.68	71,500.00	37,535.32
161	Clinic Financing Interest		20,000.00	20,000.00
162	RR DSSAB	1,027,637.95	2,082,397.00	1,054,759.05
163	Rainycrest	151,569.54	303,140.00	151,570.46
164	Northwestern Health Unit	189,000.05	366,240.00	177,239.95
820	Economic Development	80,642.10	182,000.00	101,357.90
830	Solar Panel Project	(9,739.36)	(34,890.00)	(25,150.64)
991	English Public School Board	817,966.31	1,635,932.00	817,965.69
992	English Separate School Board	193,670.82	387,342.00	193,671.18
993	French Public School Board	803.11	1,606.00	802.89
994	French Separate School Board	2,168.89	4,338.00	2,169.11
Total Corporate		(11,545,154.33)	(9,784,445.00)	1,760,709.33
ADMINISTRATION AND FINANCE				
070	Other Unassigned Revenue	(153,786.63)	(339,000.00)	(185,213.37)
120	Administration	221,544.29	377,975.00	156,430.71
121	Admin Vehicle	2,328.85	2,820.00	491.15
122	Municipal Buildings	44,437.94	63,630.00	19,192.06
125	HR Department	17,801.24	41,500.00	23,698.76
130	Clerk	83,169.09	161,830.00	78,660.91
140	Treasury	191,157.59	441,451.00	250,293.41
910	PUC Administration	37,005.66	90,300.00	53,294.34
Total Administration and Finance		443,658.03	840,506.00	396,847.97
COMMUNITY SERVICES				
211	Emergency Services	473,317.10	1,001,922.00	528,604.90
227	Emergency Measures	10,976.49	19,553.00	8,576.51
228	911 Service	10,308.12	17,500.00	7,191.88
231	Police Revenue	(14,278.56)	(25,000.00)	(10,721.44)
232	Police Services Board	11,211.36	17,380.00	6,168.64
233	Police Administration	1,342,891.66	2,598,509.00	1,255,617.34

**Town of Fort Frances
General Fund (Operating)
Actuals as at June 30, 2012**

		Actuals to Date	2012 Budget	Variance
622	Sister Kennedy Centre	17,263.13	30,200.00	12,936.87
641	Fort Frances Children's Complex	60,886.10	75,530.00	14,643.90
643	Toy Lending Library/Resource	2,652.02	5,300.00	2,647.98
644	Day Care Resource Teacher	114.47	3,365.00	3,250.53
645	Best Start Special Needs	(381.82)	1,030.00	1,411.82
653	Handi-Transit System	76,759.62	93,860.00	17,100.38
713	Townshend Theatre	(7,425.29)	-	7,425.29
722	Recreation Facilities	264,918.79	461,250.00	196,331.21
725	Recreation Programs	3,523.64	139,330.00	135,806.36
732	Community Services	82,673.83	148,560.00	65,886.17
740	Sunny Cove Camp	(13,974.64)	(1,310.00)	12,664.64
781	Fort Frances Public Library	250,387.21	470,340.00	219,952.79
791	Museum	72,009.68	128,400.00	56,390.32
817	Waterfront Development/Marina	23,052.44	47,810.00	24,757.56
Total Community Services		2,666,885.35	5,233,529.00	2,566,643.65

OPERATIONS AND FACILITIES

310	PW Administration	(21,888.32)	(992.00)	20,896.32
311	PW Buildings & Yards	66,581.08	120,138.00	53,556.92
313	Municipal Roads	588,763.90	1,295,367.00	706,603.10
318	Public Parking Lots	11,001.91	24,085.00	13,083.09
320	Sidewalks	71,339.30	125,444.00	54,104.70
330	Private Works Charges	13,750.33	65,226.00	51,475.67
331	Private Crossing Charges		19,942.00	19,942.00
333	PW Vehicles	83,644.06	190,255.00	106,610.94
334	PW Equipment	126,057.31	213,805.00	87,747.69
344	PW Stores	40,011.10	66,470.00	26,458.90
345	Traffic Signal Maintenance	1,008.01	10,766.00	9,757.99
346	Streetlight Maintenance	31,463.31	116,481.00	85,017.69
350	Garbage Collection	45,223.29	28,320.00	(16,903.29)
351	Recycling Services	78,689.62	210,883.00	132,193.38
352	Sanitary Landfill	(66,393.88)	(133,399.00)	(67,005.12)
360	Engineering	33,454.41	56,180.00	22,725.59
390	Airport	23,820.67	95,800.00	71,979.33
391	Airport Building Maintenance	16,578.03	43,004.00	26,425.97
392	Aircraft Services	673.73	-	(673.73)
393	Airport Grounds Maintenance	36,632.48	72,316.00	35,683.52
580	Parks & Cemeteries Admin.	82,753.20	149,814.00	67,060.80
582	Fort Frances Cemetery	34,679.04	79,203.00	44,523.96
583	Riverview Cemetery	79,132.04	149,022.00	69,889.96
584	Point Park	17,826.70	26,215.00	8,388.30
585	Parks - Outdoor Facilities	116,465.00	290,683.00	174,218.00
586	Lions Millennium Park	1,119.23	8,062.00	6,942.77
Total Operations and Facilities		1,512,385.55	3,323,090.00	1,810,704.45

**Town of Fort Frances
General Fund (Operating)
Actuals as at June 30, 2012**

		Actuals to Date	2012 Budget	Variance
PLANNING AND DEVELOPMENT				
150	Civic Centre	27,622.44	118,990.00	91,367.56
271	By-Law Enforcement	59,059.62	107,124.00	48,064.38
272	Animal Shelter	3,234.94	9,096.00	5,861.06
813	Building Official	44,547.93	57,470.00	12,922.07
815	Planning & Zoning	44,949.78	94,640.00	49,690.22
	Total Planning and Development	179,414.71	387,320.00	207,905.29
	Sub-Total General Fund (Operating)	(6,742,810.69)	-	6,742,810.69
L80	Surplus from Previous Year			-
	Deficit/(Surplus)	(6,742,810.69)	-	6,742,810.69

Water and Sewer Fund (Operating)
Actuals to June 30, 2012

WATER		Actuals to Date	2012 Budget	Variance
961	Waterworks Administration	-507,722.19	-657,862.00	-150,139.81
965	Water Treatment Plant	231,519.37	540,025.00	308,505.63
966	Water Storage Facility	97,365.92	117,837.00	20,471.08
		-178,836.90	0.00	178,836.90
L80	Surplus from Previous Year Before TCA	0.00	0.00	0.00
		-178,836.90	0.00	178,836.90

SEWER		Actual to Date	2012 Budget	Variance
410	Sanitary Sewer Administration	-429,952.13	-706,223.00	-276,270.87
413	Sewage Treatment Plant	318,644.65	706,223.00	387,578.35
		-111,307.48	0.00	111,307.48
L80	Surplus from Previous Year Before TCA	0.00	0.00	0.00
		-111,307.48	0.00	111,307.48

Aircraft Landings 2012
As of July 1st, 2012 - Airport Statistics - Page 1

Month	Bearskin Flights			Bearskin Passengers			Government			Private			Med-I-vacs			International			Commercial			Totals			Variance 2012-2011
	2012	2010	2011	2012	2010	2011	2012	2010	2011	2012	2010	2011	2012	2010	2011	2012	2010	2011	2012	2010	2011	2012	2010	2011	
January	90	87	93	447	364	354	0	0	0	4	0	3	41	35	44	3	3	5	50	49	45	188	175	190	-2
February	90	83	80	465	384	380	0	0	0	16	3	7	45	39	45	5	10	4	41	44	40	197	179	176	21
March	89	88	97	469	377	381	5	12	4	8	6	21	44	36	45	4	9	9	56	61	56	206	212	232	-26
1/4 Total	269	258	270	1381	1125	1115	5	13	4	28	9	31	130	110	134	12	22	18	147	154	141	591	566	598	-7
April	87	92	77	408	375	329	2	10	0	18	5	26	36	43	30	13	7	4	50	83	55	206	240	192	14
May	90	95	96	402	446	374	7	9	13	14	14	38	59	42	46	35	41	37	73	82	83	278	283	313	-35
June	89	98	92	399	328	429	12	6	5	48	8	64	44	48	47	104	69	104	76	99	95	373	328	407	-34
1/2 Total	535	543	535	2590	2274	2247	26	38	22	108	36	159	269	243	257	164	139	163	346	418	374	1448	1417	1510	-62
July		96	92	381	389		10	2	2		34	52	39	35			70	97	75	75	72	0	324	350	-350
August		98	90		395	373	17	0			28	38		39	42		53	62		81	71	0	316	303	-303
September		93	88		389	312	5	4			8	42	52	42			38	53		94	80	0	290	309	-309
3/4 Total	535	830	805	2590	3439	3321	26	70	28	108	106	291	269	373	376	164	300	375	346	668	597	1448	2347	2472	-962
October		93	88		412	371	17	5			27	36	31	61			20	19		55	72	0	243	281	-281
November		92	93		425	492	4	2			19	9	34	46			3	4		60	52	0	212	206	-206
December		82	78		289	325	0	0	0		5	4	51	39			1	6		45	46	0	184	173	-173
Total	535	1097	1064	2590	4565	4509	26	91	35	108	157	340	269	489	522	164	324	404	346	828	767	1448	2986	3132	-650

Fort Frances Airport- Page 2 - Fuel Sales - As of July 1st, 2012																			
Fuel Sales Recap - 2012																			
Month	100LL		Jet Trk		Jet Cab		Month		Year		2011 per month	2011 year Total	2010 per month	2009 per month	2008 per month	2007 per month	5 year Average 2011 to 2007	Variance 2012-2011 per month	Variance 2012-2011 per year
	Liters	Total	Liters	Total	Liters	Total	Liters	Total	Total	Total									
January	0	0	10,252	10,252	0	0	10,252	10,252	7,308	7,308	10,971	15,989	29,926	16,283	16,095	2,944	2,944		
February	435	435	6,483	16,735	0	0	6,918	17,170	3,687	10,995	5,782	13,135	21,134	11,782	11,104	3,231	6,175		
March	544	979	8,785	25,520	0	0	9,329	26,499	10,390	21,385	15,539	9,612	27,435	19,969	16,589	-1,061	5,114		
April	748	1,727	7,503	33,023	0	0	8,251	34,750	5,294	26,679	24,825	10,676	22,466	28,609	18,374	2,957	8,071		
May	1,178	2,905	20,713	53,736	0	0	21,891	56,641	19,790	46,469	25,375	24,033	30,287	47,258	29,349	2,101	10,172		
June	7,050	9,955	16,487	70,223	0	0	23,537	80,178	25,723	72,192	27,768	22,395	35,995	40,736	30,523	-2,186	7,986		
July									19,124	91,316	30,455	24,925	33,390	44,875	30,554	-19,124	91,316		
August									21,467	112,783	33,139	28,250	40,177	41,630	32,933	-21,467	112,783		
September									22,511	135,294	23,363	18,937	28,822	30,341	24,795	-22,511	135,294		
October									13,677	148,971	15,033	21,304	16,631	28,020	18,933	-13,677	148,971		
November									6,785	155,756	17,747	10,754	16,951	16,842	13,816	-6,785	155,756		
December									2,446	158,202	7,641	7,596	13,083	14,733	9,100	-2,446	158,202		
Total											237,638	207,606	316,297	341,078					

JUL 18 2012

2012 O & F Division Capital Program		Capital Code	TOTAL APPROVED BUDGET	As of June 30, 2012	Variance	Notes
TRANSPORTATION						
<i>Large Equipment</i>						
1	Replace V115 - 1997 Combination Unit Sander/Plow	C334-9244-1471	\$155,000.00	\$0.00	\$155,000.00	Tender specification being prepared
2	Replace E320 - 1994 CAT Backhoe/Loader (2011 Carryover)	C334-9107-1471	\$73,440.00	\$73,210.36	\$229.64	Delivered on January 25, 2012
			\$228,440.00	\$73,210.36	\$155,229.64	
<i>Small Vehicles</i>						
3	PW Small Equipment	C310-9105-1471	\$8,000.00	\$630.66	\$7,369.34	
			\$8,000.00	\$630.66	\$7,369.34	
<i>GIS/Engineering Services</i>						
4	GIS Equipment & Mapping	C360-9123-1471	\$2,458.00	\$0.00	\$2,458.00	
			\$2,458.00	\$0.00	\$2,458.00	
<i>Roads</i>						
	Sign Retroreflectometer (To measure annual retro-reflectivity of traffic control signs)	C313-9245-1471	\$13,000.00	\$10,888.34	\$2,111.66	On-site in Mid- April
5	Upgrades to Portage Ave Storm Sewer Pumping Station (2011 Carryover)	C313-9110-1523	\$266,667.00	\$8,706.31	\$257,960.69	Tender awarded to Makkinga on May 28
6	Surface Treatment 8th Street from Portage to Christie (325 m)	C313-9246-1523	\$65,000.00	\$0.00	\$65,000.00	Tender awarded to Makkinga on May 28
7	HL4 Asphalt from Christie to Victoria Ave. (86 m)	C312-9223-1523	\$333,340.00	\$248,517.97	\$84,822.03	Phase 2 awarded to Wagner in mid-Jan with work starting on April 16, 2012
8	Phase II 3rd Street East - Victoria Ave to Portage Ave (220 m)		\$678,007.00	\$268,112.62	\$409,894.38	
<i>Streetlight Pole Replacement</i>						
9	Pole Replacement		\$5,000.00	\$0.00	\$5,000.00	
			\$5,000.00	\$0.00	\$5,000.00	
<i>Waste Management</i>						
10	Upgrades to Weigh Scale Building (Windows, flooring, etc.)	C350-9224-1523	\$5,000.00	\$0.00	\$5,000.00	
			\$5,000.00	\$0.00	\$5,000.00	
	TOTAL TRANSPORTATION		\$926,905.00	\$341,953.64	\$584,951.36	
<i>PARKS</i>						
11	Water Front Dock Repairs & Replacement	C585-9108-1471	\$5,000.00	\$0.00	\$5,000.00	
12	Small Equipment Replacement - mowers/ whipper snippers	C580-9105-1471	\$5,000.00	\$1,548.73	\$3,451.27	
13	Replace V406 - 1988 Ford Crew Cab Truck	C580-9133-1471	\$37,000.00	\$247.89	\$36,752.11	Awarded Tender to McDonald Motors on May 14, 2012 net cost \$ 27,108.86 saving on \$ 9,891.14
14	60" Wide Commercial Sweeper attachment for existing John Deere Tractor	C580-9240-1471	\$7,000.00	\$5,705.61	\$1,294.39	Unit delivered in early May
	TOTAL PARKS		\$54,000.00	\$7,502.23	\$46,497.77	
<i>CEMETERY</i>						
15	Replace & Trade-in 2 Riding Lawn Mower Tractors	C580-9157-1471	\$6,000.00	\$5,902.09	\$97.91	Units delivered on May 4th.
16	Portable PC - Hand Held unit for Stone Orchard Software (2011 Carryover)	C580-9109-1471	\$1,000.00	\$0.00	\$1,000.00	
17	Repair Foundation of the Columbarium at Riverview Cemetery	C583-9620-1471	\$25,000.00	\$23,000.00	\$2,000.00	CJ Contracting awarded the work where the project was completed by June 6, 2012
18	Riverview Cemetery Office Building Renovations (Roof, windows, doors, insulation and exterior siding)	C583-9127-1471	\$80,000.00	\$0.00	\$80,000.00	Advertised Tender on June 27 closing on July 24
	TOTAL CEMETERY		\$112,000.00	\$28,902.09	\$83,097.91	

2012 O & F Division Capital Program		Capital Code	TOTAL APPROVED BUDGET	As of June 30, 2012	Variance	Notes
ENVIRONMENT						
<i>Sanitary Sewer - Collection System</i>						
19	Small Tools/Equipment	C410-9105-1471	\$10,000.00	\$0.00	\$10,000.00	
24A	GIS Equipment & Mapping	C410-9123-1471	\$2,458.00	\$0.00	\$2,458.00	
6A	Upgrades to Portage Ave Storm Sewer (2011 Carryover)	C410-9144-1523	\$133,334.00	\$4,130.06	\$129,203.94	Tender awarded to Makkinga on May 28
20	Refurbishing Sanitary Manholes	C410-9138-1523	\$50,000.00	\$0.00	\$50,000.00	Listing sent to Topshot for pricing - June 14/12
21	Infiltration & Inflow Study	C410-9179-1523	\$100,000.00	\$59,423.91	\$40,576.09	Final draft of report received on April 24, 2012
8A	3rd St. E - Victoria Ave to Portage Ave (220 m)	C410-9223-1523	\$439,057.00	\$195,792.44	\$243,264.56	Phase 2 awarded to Wagner in mid-Jan with work starting on April 16, 2012
			\$734,849.00	\$259,346.41	\$475,502.59	
<i>Sewage Treatment Plant</i>						
22	Misc. Capital Upgrades	C413-9105-1471	\$183,000.00	\$18,865.36	\$164,134.64	Misc. repairs to pumps, air blower and purchase of 2-Asyix DO probes & 2-APC smart UPS 1000.
			\$183,000.00	\$18,865.36	\$164,134.64	
<i>Water System</i>						
<i>Water Distribution System</i>						
4B	GIS Equipment & Mapping	C961-9123-1471	\$4,915.00	\$0.00	\$4,915.00	
23	East of Butler Ave (Wood Yard) Church St to Front St. (2011 Carryover)	C961-9226-1523	\$53,405.00	\$54,576.04	-\$1,171.04	Wagner completed work by May 1st, 2012
24	Replacing Main Line Water Valves/Hydrants	C961-9137-1523	\$100,000.00	\$0.00	\$100,000.00	Tender awarded to Makkinga on May 28
25	General Misc - Tools/Equipment	C961-9105-1471	\$10,000.00	\$1,083.90	\$8,916.10	Misc. hand tools
8B	Phase II 3rd Street East - Victoria Ave to Portage Ave (823 m.)	C961-9223-1523	\$434,480.00	\$179,577.41	\$254,902.59	Phase 2 awarded to Wagner in mid-Jan with work starting on April 16, 2012
26	King's Hwy - Pit Rd #1 to 185 m East of Daniel Ave (740 m)	C961-9247-1523	\$917,425.39	\$0.00	\$917,425.39	Tender awarded to Makkinga on May 28
			\$1,520,225.39	\$235,237.35	\$1,284,988.04	
<i>Water Treatment Plant</i>						
27	Misc. Small Capital Equipment	C965-9105-1471	\$15,000.00	\$4,250.18	\$10,749.82	Misc. tools and supply kindred cup sink/laundry sink and faucet with nozzle.
28	Replace WTP Boiler with Two High Efficiency Boilers		\$90,000.00	\$0.00	\$90,000.00	to be included in Energy Retrofit project with Honeywell
29	Installation of VFD Electrical Motors for High Lift Pumps		\$60,000.00	\$0.00	\$60,000.00	to be included in Energy Retrofit project with Honeywell
30	Replace C12 & Fluoride Analyzers	C965-9152-1471		\$0.00	\$0.00	Clarifier No. 1 - completed. Some work remaining of Clarifier No. 2.
31	Rebuild Clarifier Drive System	C965-9152-1471		\$0.00	\$0.00	Replacement of in-plant potable water line to be done this fall. (Pryde's Plumbing & Htg.)
32	Replace In-Plant Potable Water Lines (2011 Carryover)	C965-9152-1471	\$77,000.00	\$13,668.06	\$63,331.94	
			\$242,000.00	\$17,918.24	\$224,081.76	
			\$2,680,074.39	\$531,367.36	\$2,148,707.03	
TOTAL ENVIRONMENT			\$3,772,979.39	\$909,725.32	\$2,863,254.07	
OPERATING & FACILITIES 2012 CAPITAL BUDGET						

Statistics Canada Report - TOWN OF FORT FRANCES

Statistics Canada Report - TOWN OF FORT FRANCES Reporting Period:06-01-2012 - 06-30-2012

Municipality	Permit	Owner	Contractors	Property Address	Work Description	Units / Area	Value
Fort Frances	RollNo						
	2012-034	GEORGE BRADLEY JAMES 1018 PATCIN AVE FORT FRANCES ON P9A 3W1	GEORGE BRADLEY JAMES 1018 PATCIN AVE FORT FRANCES ON (807) 274 2810	1018 PATCIN AVE	CONSTRUCT A 18/24 FT ACCESSORY USE BUILDING		\$12,000.00
	59-12-030-004-09830-0000			Legal Description: PLAN SM 322 LOT 10 PCL 10-1	Stat's Canada Codes Building: 110 Work: 01	1	
	2012-035	POCOCK TYLER SHAYNE 118 FIFTH ST W FORT FRANCES ON P9A 3C5	POCOCK TYLER SHAYNE 118 FIFTH ST W FORT FRANCES ON (807) 274 3341	118 FIFTH ST W	CONSTRUCT A NEW 20/20 FT DECK AT REAR OF RESIDENCE		\$4,000.00
	59-12-010-007-02200-0000			Legal Description: PLAN M74 BLK 12 LOT 32 E25FT; LOT 33 PCL BLK 12-32-1 SEC; M74	Stat's Canada Codes Building: 02	1	
	2012-036	MOSLEY MELISSA JOY 1014 COLONIZATION RD W FORT FRANCES ON P9A 2T4	MOSLEY MELISSA JOY 1014 COLONIZATION RD W FORT FRANCES ON (807) 274 3631	1014 COLONIZATION RD W	REMOVE AND RECONSTRUCT 10/19 FT SECTION OF EXISTING ACCESSORY BUILDING; CONSTRUCT A 12/12 FT ADDITION		\$1,000.00
	59-12-010-005-10000-0000			Legal Description: RIVER RANGE MCIRVINE PT LOT; 41 PT RD ALLOW PLAN SM255; PART 9 PCL 13405	Stat's Canada Codes Building: 450 Work: 02	1	
Sum			Summary (3 detail records)			3	\$17,000.00
Grand Total			Summary (3 detail records)			3	\$17,000.00

Thursday, July 12, 2012

Page 1 of 1

Administration & Finance Division
Civic Centre

Operations & Facilities Division
Fifth Street & Wright Avenue
Phone: 807-274-9893
Fax: 807-274-7360

Civic Centre
320 Portage Avenue
Phone: 807-274-5323
Fax: 807-274-8479
email: town@fort-frances.com



Planning & Development Division
Civic Centre

Community Services Division
740 Scott Street P9A 1H8
Phone: 807-274-4561

Mailing Address:
320 Portage Avenue
Fort Frances, Ontario
P9A 3P9

www.fort-frances.com

To: Mayor and Council

From: By-Law Enforcement Department

RE: Activities for the months of April, May, and June

APRIL 2012

The following were activities the by By-Law Department were involved in:

Impounded Cats: 3

Impounded Dogs 5

Total Visits to Shelter 54

- Property Standards- derelict vehicle and dilapidated shed
- Barking Dog complaints (warning letter sent)
- Property Standards derelict vehicle (letter sent for removal)
- Garbage reports from Asselin's
- Parking tickets
- Property Standards – repairs to a garage ordered (completed)
- Business License – operation of a home business without a license
- Business License renewals
- Taxi identification cards issued
- Charges filed for failure to comply with an order
- Property Standards- excess garbage on property (letter sent for removal)
- Charges filed for burning without a permit
- Property Standards – Messy yard (letter sent for clean-up)
- Property Standards – Old garage collapsed (letter sent for removal)
- New parking machine installed in Portage Avenue Lot
- Property Standards – tenant issue-sewer back-up in basement. Owner had town clean out. Tenant cause issue...



MAY 2012

Impounded Cats: 1

Impounded Dogs: 3

Total Visits to Shelter 29

- Burning in a barrel in the backyard (spoke to owner)
- Pick up stolen bikes for OPP
- Assist OPP in dispatching an injured deer and removal
- Parking tickets
- Garbage reports from Asselin's
- Waste Management –excess garbage put out for collection without tags(owner removed)
- Barking dog complaints
- Overgrown grass complaints (letters sent)

JUNE 2012

Impounded Cats: 7

Impounded Dogs: 5

Total Visits to Shelter 36

- Property standards – yard maintenance required (letter sent)
- Boat parking at Butler Ave (removed)
- Property standards – clean up of property after house demo
- Barking dog complaints
- Property standards –building code requirement ice guards installed on metal roof
- Water by-law enforcement (people watering on wrong day)
- Complaint of a aggressive dog (letter sent)
- Property standards – tenant issue deck falling off of house (owner removed)
- Shelter inspected by the Ministry of Agriculture and rural affairs
- Parking tickets
- Garbage reports form Asselin's
- Construct fence with good side in (changed fence around according to fence by-law
- Property standards- overgrown grass on repo houses. Contacted financial companies to get cut.

