



POLICE SERVICES BOARD AGENDA

October 28 2022 No Quorum Rescheduled for November 4 2022

November 4, 2022 8:30 AM

MEETING - Civic Centre

Microsoft Teams meeting

Join on your computer, mobile app or room device

[Click here to join the meeting](#)

Meeting ID: 215 748 794 814

Passcode: fF9Ygb

[Download Teams](#) | [Join on the web](#)

Or call in (audio only)

[+1 807-701-5988,,342051155#](#) Canada, Thunder Bay

Phone Conference ID: 342 051 155#

Page

1. Call to Order

1.1 Session #13

2. Disclosure of pecuniary interest and the general nature thereof

3. Approval of Agenda

3.1 Session #13 - October 28 2022 Agenda

THAT the Police Service Board approve the October 28, 2022, agenda as prepared

4. Approval of Previous Board Minutes

3 - 4

4.1 Meeting Minutes Session # 12 - June 24, 2022

Recommendation: THAT the minutes of the Board meeting being Session No. 12 dated 24 June 2022 having been typed and distributed to members now be approved

5. New Business-None

6. Standing Items

5 - 9

6.1 Detachment Commander's Report June to August 2022

Recommendation: THAT the Town of Fort Frances Police Services Board receive the June to August 2022 Detachment Commanders report as reviewed by Staff Sergeant D. McLean and Sergeant J. Mills.

7. Information / Correspondence

10 - 31 7.1 CORR: OPP Municipal Policing 2023 Annual Billing Statement Package

32 - 48 7.2 CORR: Solicitor General RE: Proposal for OPP Detachment Board - Rainy River

8. Next Meeting Date - TBD

9. In-Camera - None

10. Adjournment

10.1 The meeting adjourned at _____ p.m.

 THAT this meeting of the Town of Fort Frances Police Services Board be now
closed.



TOWN OF FORT FRANCES

MINUTES

SESSION NO. #12

June 24, 2022

The meeting of Police Services Board of the Town of Fort Frances was held in the Civic Centre and virtually on June 24, 2022 from 8:30 AM p.m. to 8:30 a.m.

PRESENT: Chairperson , Councillor J. McTaggart, L. Hamilton, , Mayor J. Caul

REGRETS: G. Rogozinski

ALSO PRESENT: G. Lecuyer, Clerk, Acting Operations Manager Jim Mills, S/Sgt Shawn Crabbe

REGRETS: K. Haney

1. Call to Order @ 8:30 a.m. hrs /Roll Call
Session #12

2. Disclosure of pecuniary interest and the general nature thereof
There were no disclosures.

3. Approval of Agenda

3.1 Session #12 - 24 June 2022 Agenda

- 1 THAT the Police Service Board approve the June 24, 2022, agenda as prepared

CARRIED

Result:	CARRIED
Mover:	Linda Hamilton
Second:	June Caul

4. Approval of Previous Board Minutes

4.1 Session no 10 - 06 May 2022 (Amended)

- 2 THAT the minutes of the Board meeting being Session No. 10 dated 06 May 2022 having been typed and distributed to members now be approved as amended

CARRIED

Result:	CARRIED
Mover:	June Caul
Second:	Linda Hamilton

4.2 Session no 11 - 27 May 2022

- 3 THAT the minutes of the Board meeting being Session No. 11 dated 27 May 2022 having been typed and distributed to members now be approved

CARRIED

Result:	CARRIED
Mover:	Linda Hamilton
Second:	June Caul

5. New Business

5.1 Ontario Provincial Police - Police Services Board Survey

The Board unanimously agreed to alter the agenda to start with the Commander's Report followed by the Board Survey. The Board went over on the Survey and provided the answers to the questions. The Deputy Clerk is to submit the Survey on behalf of the Board by the deadline.

6. Standing Items

- 6.1 Detachment Commander's report
Jim Mills from the OPP Detachment in Fort Frances resented the monthly May 2022 report to the Board. OPP Shawn Crabbe also provided further information on upcoming new recruits and marine policing update.

A discussion occurred on reviewing options relating to a mental health strategy. Mayor Caul will provide further information on the subject. It was noted that the Community Safety Well Being Group could assist.

- 4 THAT the Town of Fort Frances Police Services Board receive the May 2022 and Detachment Commander’s report as reviewed by Staff Sergeant J. Mills and Inspector Crabbe O.P.P. Rainy River District.

CARRIED

Result:	CARRIED
Mover:	June Caul
Seconder:	Linda Hamilton

7. Next Meeting Date
September 23, 2022

8. In-Camera - None

9. Adjournment

- 9.1 The meeting adjourned at 9:32 p.m.

- 5 THAT this meeting of the Town of Fort Frances Police Services Board be now closed.

CARRIED

Result:	CARRIED
Mover:	Linda Hamilton
Seconder:	June Caul

Fort Frances

Police Services Board

Detachment Commander's Report



Reporting on
June – August 2022

Police Services Board Report for Town of Fort Frances
2022/Jun to 2022/Aug

Public Complaints	
Policy	0
Service	0
Conduct	0

Date information collected from Professional Standards Bureau Commander Reports: 2022-09-20

Data Source

Ontario Provincial Police, Professional Standards Bureau Commander Reports

- Includes all public policy, service and conduct complaints submitted to the Office of the Independent Police Review Director (OIPRD)

Secondary Employment

Daily Activity Reporting Patrol Hours	
Total Hours	2022/Jun to 2022/Aug
Number of Cruiser Patrol Hours	914.00
Number of Motorcycle Patrol Hours	0.00
Number of Marine Patrol Hours	11.00
Number of ATV Patrol Hours	0.00
Number of Snowmobile Patrol Hours	0.00
Number of Bicycle Patrol Hours	0.00
Number of Foot Patrol Hours	20.00
Number of School Patrol Hours	10.50

Data source (Daily Activity Reporting System) date: 2022/10/05

Staffing Updates	
Recognition:	The following officers were recognized by their supervisors for effective policing, leadership, teamwork and professionalism. Cst. Coyle, Cst. Oster, Cst. Smith, Cst. Belluz, Cst. Penny-Copenace, Cst. Neufeld, Cst. Moore, Cst. Werner, Sgt. Bartlett and Cst. Dutton.

Detachment: 2D - RAINY RIVER DISTRICT

Location code(s): 2D00 - RAINY RIVER DISTRICT

Area code(s): 2021 - Fort Frances

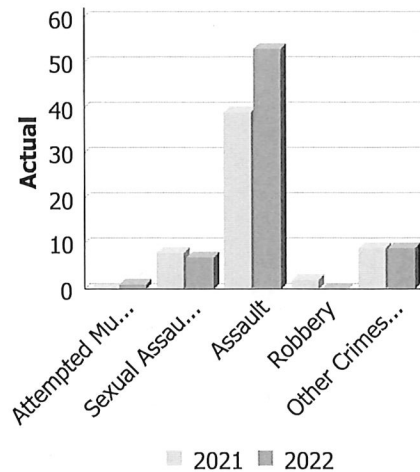
Report Generated by:
Coran, Tracey

Report Generated on:
20-Sep-22 8:49:17 AM
PP-CSC-Operational Planning-4300

Police Services Board Report for Town of Fort Frances
Records Management System
June to August - 2022

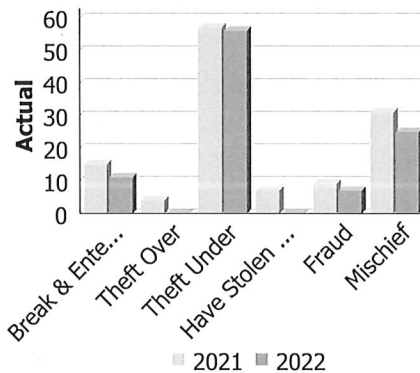
Violent Crime

Actual	June to August			Year to Date - August		
	2021	2022	% Change	2021	2022	% Change
Murder	0	0	--	0	0	--
Other Offences Causing Death	0	0	--	0	0	--
Attempted Murder	0	1	--	1	1	0.0%
Sexual Assault	8	7	-12.5%	16	15	-6.2%
Assault	39	53	35.9%	93	114	22.6%
Abduction	0	0	--	1	0	-100.0%
Robbery	2	0	-100.0%	6	0	-100.0%
Other Crimes Against a Person	9	9	0.0%	25	18	-28.0%
Total	58	70	20.7%	142	148	4.2%



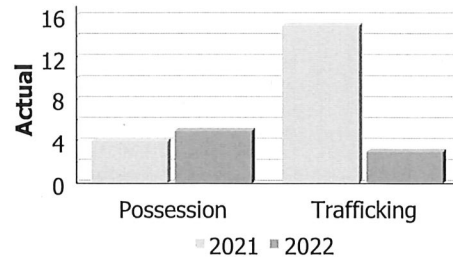
Property Crime

Actual	June to August			Year to Date - August		
	2021	2022	% Change	2021	2022	% Change
Arson	0	0	--	0	1	--
Break & Enter	15	11	-26.7%	39	21	-46.2%
Theft Over	4	0	-100.0%	5	6	20.0%
Theft Under	57	56	-1.8%	127	133	4.7%
Have Stolen Goods	7	0	-100.0%	15	3	-80.0%
Fraud	9	7	-22.2%	24	16	-33.3%
Mischief	31	25	-19.4%	66	52	-21.2%
Total	123	99	-19.5%	276	232	-15.9%



Drug Crime

Actual	June to August			Year to Date - August		
	2021	2022	% Change	2021	2022	% Change
Possession	4	5	25.0%	11	10	-9.1%
Trafficking	15	3	-80.0%	18	11	-38.9%
Importation and Production	0	0	--	0	0	--
Total	19	8	-57.9%	29	21	-27.6%

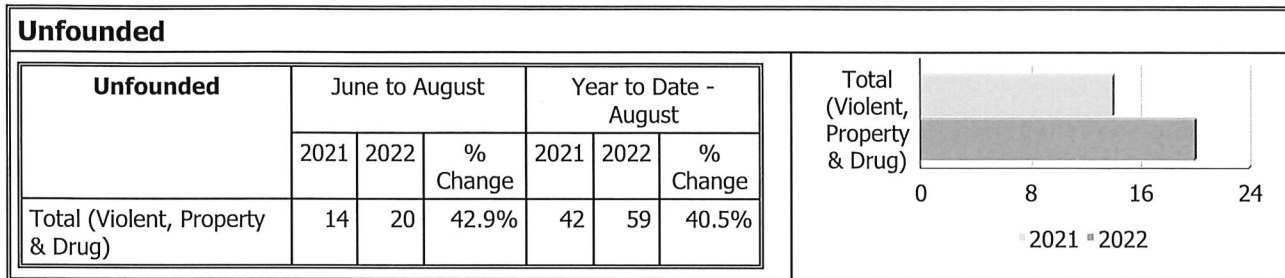
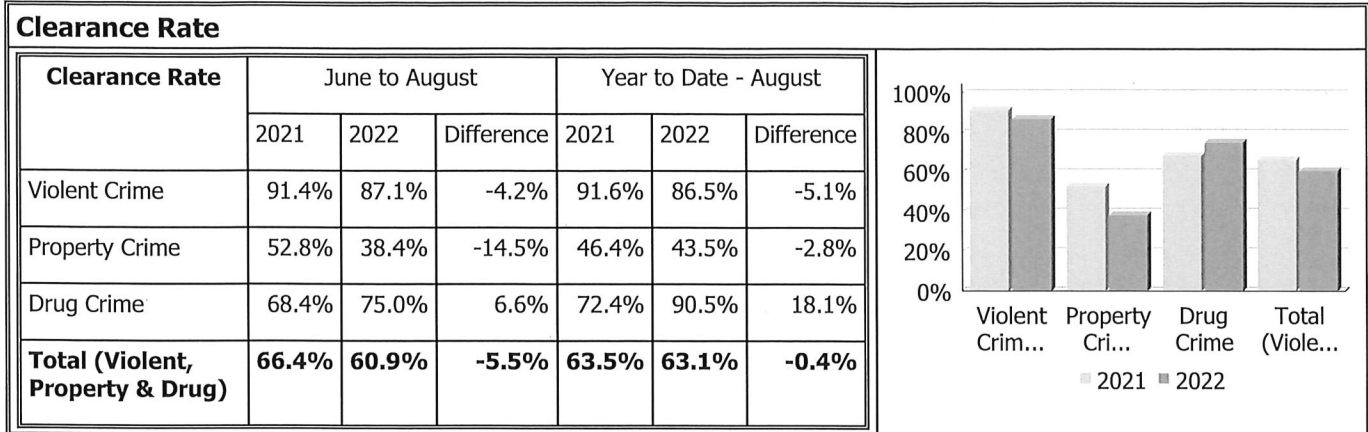


Detachment: 2D - RAINY RIVER DISTRICT
Location code(s): 2D00 - RAINY RIVER DISTRICT
Area code(s): 2021 - Fort Frances
Data source date: 2022/09/17

Report Generated by:
 Coran, Tracey

Report Generated on:
 19-Sep-22 3:44:15 PM
 PP-CSC-Operational Planning-4300

Police Services Board Report for Town of Fort Frances
Records Management System
June to August - 2022



Data contained within this report is dynamic in nature and numbers will change over time as the Ontario Provincial Police continue to investigate and solve crime.

Data Utilized

- Major Crimes
- Niche RMS All Offence Level Business Intelligence Cube

Detachment: 2D - RAINY RIVER DISTRICT
Location code(s): 2D00 - RAINY RIVER DISTRICT
Area code(s): 2021 - Fort Frances
Data source date: 2022/09/17

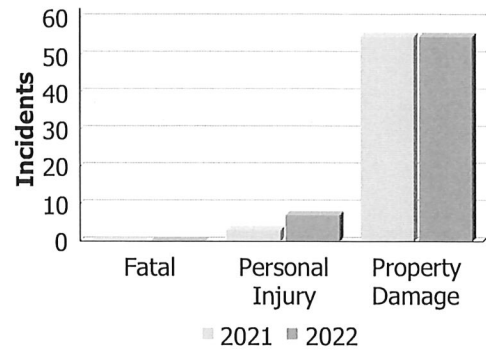
Report Generated by:
 Coran, Tracey

Report Generated on:
 19-Sep-22 3:44:15 PM
 PP-CSC-Operational Planning-4300

Police Services Board Report for Town of Fort Frances
Collision Reporting System
June to August - 2022

Motor Vehicle Collisions by Type

Incidents	June to August			Year to Date - August		
	2021	2022	% Change	2021	2022	% Change
Fatal	0	0	--	1	0	-100.0%
Personal Injury	3	7	133.3%	11	12	9.1%
Property Damage	55	55	0.0%	140	150	7.1%
Total	58	62	6.9%	152	162	6.6%



Data Utilized

- SQL online application reporting system – OPP CRS 2.3.09
- Collision Reporting System Business Intelligence Cube

Detachment: 2D - FORT FRANCES
Location code(s): 2D00-FORT FRANCES
Data source date: 2022/09/12

Report Generated by:
 Coran, Tracey

Report Generated on:
 13-Sep-22 10:58:41 AM
 PP-CSC-Operational Planning-4300



September 29, 2022

Dear Mayor/Reeve/CAO/Treasurer,

Please find attached the OPP municipal policing 2023 Annual Billing Statement package.

This year's billing package includes a statement for the 2021 year-end reconciliation. The final cost adjustment calculated as a result of the 2021 annual reconciliation has been included as an adjustment to the amount being billed to the municipality during the 2023 calendar year.

The current OPPA uniform and civilian collective agreements expire on December 31, 2022. The estimated salary rates incorporated in the 2023 municipal policing annual statements are set to reduce the risk of municipalities potentially incurring larger reconciliation adjustments. A 1% general salary rate increase has been estimated.

The final reconciliation of the 2023 annual costs will be included in the 2025 Annual Billing Statement.

For more detailed information on the 2023 Annual Billing Statement package please refer to the resource material available on opp.ca/billingmodel. Further, the Municipal Policing Bureau will be hosting a webinar information session in November. An email invitation will be forwarded to the municipality advising of the session date.

If you have questions about the Annual Billing Statement, please email OPP.MPB.Financial.Services.Unit@OPP.ca.

Yours truly,

A handwritten signature in black ink, appearing to read "Phil Whitton", with a long horizontal flourish extending to the right.

Phil Whitton
Superintendent
Commander, Municipal Policing Bureau

OPP 2023 Annual Billing Statement

Fort Frances T

Estimated costs for the period January 1 to December 31, 2023

Please refer to www.opp.ca for 2023 Municipal Policing Billing General Information summary for further details.

			Cost per Property \$	Total Cost \$
Base Service	Property Counts			
	Household	3,841		
	Commercial and Industrial	238		
	Total Properties	<u>4,079</u>	165.66	675,735
Calls for Service	(see summaries)			
	Total all municipalities	178,576,909		
	Municipal portion	0.9124%	399.45	1,629,345
Overtime	(see notes)		22.22	90,631
Contract Enhancement Court Security	(see summary)		45.25	184,582
Prisoner Transportation	(per property cost)		1.17	4,772
Accommodation/Cleaning Services	(per property cost)		4.87	19,865
Total 2023 Estimated Cost			<u>638.62</u>	<u>2,604,930</u>
2021 Year-End Adjustment	(see summary)			6,570
Grand Total Billing for 2023				<u>2,611,500</u>
2023 Monthly Billing Amount				217,625

OPP 2023 Annual Billing Statement

Fort Frances T

Estimated costs for the period January 1 to December 31, 2023

Notes to Annual Billing Statement

- 1) **Municipal Base Services and Calls for Service Costs** - The costs allocated to municipalities are determined based on the costs assigned to detachment staff performing municipal policing activities across the province. A statistical analysis of activity in detachments is used to determine the municipal policing workload allocation of all detachment-based staff as well as the allocation of the municipal workload between base services and calls for service activity. For 2023 billing purposes the allocation of the municipal workload in detachments has been calculated to be 50.5 % Base Services and 49.5 % Calls for Service. The total 2023 Base Services and Calls for Service cost calculation is detailed on the Base Services and Calls for Service Cost Summary included in the municipal billing package.
- 2) **Base Services** - The cost to each municipality is determined by the number of properties in the municipality and the standard province-wide average cost per property of \$165.66 estimated for 2023. The number of municipal properties is determined based on MPAC data. The calculation of the standard province-wide base cost per property is detailed on Base Services and Calls for Service Cost Summary included in the municipal billing package.
- 3) **Calls for Service** - The municipality's Calls for Service cost is a proportionate share of the total cost of municipal calls for service costs calculated for the province. A municipality's proportionate share of the costs is based on weighted time standards applied to the historical billable calls for service. The municipality's total weighted time is calculated as a percentage of the total of all municipalities.
- 4) **Overtime** - Municipalities are billed for overtime resulting from occurrences in their geographic area and a portion of overtime that is not linked specifically to a municipality, such as training. Municipalities are not charged for overtime identified as a provincial responsibility. The overtime activity for the calendar years 2018, 2019, 2020 and 2021 has been analyzed and averaged to estimate the 2023 costs. The costs incorporate the estimated 2023 salary rates and a discount to reflect overtime paid as time in lieu. The overtime costs incurred in servicing detachments for shift shortages have been allocated on a per property basis based on straight time. Please be advised that these costs will be reconciled to actual 2023 hours and salary rates and included in the 2025 Annual Billing Statement.
- 5) **Court Security and Prisoner Transportation (CSPT)** - Municipalities with court security responsibilities in local courthouses are billed court security costs based on the cost of the staff required to provide designated court security activities. Prisoner transportation costs are charged to all municipalities based on the standard province-wide per property cost. The 2023 costs have been estimated based on the 2021 activity levels. These costs will be reconciled to the actual cost of service required in 2023.

There was no information available about the status of 2023 Court Security Prisoner Transportation Grant Program at the time of the Annual Billing Statement preparation.
- 6) **Year-end Adjustment** - The 2021 adjustment accounts for the difference between the amount billed based on the estimated cost in the Annual Billing Statement and the reconciled cost in the Year-end Summary. The most significant year-end adjustments are resulting from the cost of actual versus estimated municipal requirements for overtime, contract enhancements and court security.

OPP 2023 Estimated Base Services and Calls for Service Cost Summary
Estimated Costs for the period January 1, 2023 to December 31, 2023

				Total Base Services and Calls for Service	Base Services	Calls for Service
Salaries and Benefits						
	Positions	Base				
	FTE	%	\$/FTE	\$	\$	\$
Uniform Members	Note 1					
Inspector	25.64	100.0	168,322	4,315,781	4,315,781	-
Staff Sergeant-Detachment Commander.	9.73	100.0	150,818	1,467,464	1,467,464	-
Staff Sergeant	35.10	100.0	140,922	4,946,367	4,946,367	-
Sergeant	220.08	50.5	126,129	27,758,391	14,029,289	13,729,102
Constable.	1,623.19	50.5	107,709	174,832,740	88,363,674	86,469,066
Part-Time Constable	11.74	50.5	86,136	1,011,235	510,785	500,449
Total Uniform Salaries	1,925.48			214,331,978	113,633,360	100,698,618
Statutory Holiday Payout			4,764	9,116,603	4,773,719	4,342,884
Shift Premiums			1,111	2,061,210	1,041,767	1,019,444
Uniform Benefits - Inspector.			28.23%	1,218,345	1,218,345	-
Uniform Benefits - Full-Time Salaries.			31.57%	65,982,867	34,350,305	31,632,562
Uniform Benefits - Part-Time Salaries.			15.55%	157,247	79,427	77,820
Total Uniform Salaries & Benefits				292,868,250	155,096,922	137,771,327
Detachment Civilian Members	Note 1					
Detachment Administrative Clerk	171.79	50.5	67,806	11,648,405	5,887,601	5,760,804
Detachment Operations Clerk	1.86	50.5	64,114	119,253	60,268	58,985
Detachment Clerk - Typist	0.32	50.5	58,491	18,717	9,359	9,359
Court Officer - Administration.	22.43	50.5	69,141	1,550,836	784,060	766,775
Crimestoppers Co-ordinator	0.80	50.5	64,554	51,643	25,822	25,822
Total Detachment Civilian Salaries	197.20			13,388,854	6,767,109	6,621,744
Civilian Benefits - Full-Time Salaries			32.15%	4,304,516	2,175,626	2,128,891
Total Detachment Civilian Salaries & Benefits				17,693,370	8,942,735	8,750,635
Support Costs - Salaries and Benefits	Note 2					
Communication Operators			6,698	12,896,865	6,751,718	6,145,147
Prisoner Guards			2,074	3,993,446	2,090,633	1,902,812
Operational Support			5,604	10,790,390	5,648,944	5,141,446
RHQ Municipal Support			2,713	5,223,827	2,734,758	2,489,069
Telephone Support			131	252,238	132,051	120,187
Office Automation Support			680	1,309,326	685,454	623,873
Mobile and Portable Radio Support			250	484,305	253,488	230,818
Total Support Staff Salaries and Benefits Costs				34,950,397	18,297,046	16,653,352
Total Salaries & Benefits				345,512,017	182,336,703	163,175,314
Other Direct Operating Expenses	Note 2					
Communication Centre			147	283,046	148,179	134,867
Operational Support			991	1,908,151	998,948	909,203
RHQ Municipal Support			122	234,909	122,978	111,930
Telephone			1,496	2,880,518	1,507,998	1,372,520
Mobile Radio Equipment Repairs & Maintenance			56	108,484	56,781	51,703
Office Automation - Uniform			2,282	4,393,945	2,300,302	2,093,644
Office Automation - Civilian			1,490	293,828	148,508	145,320
Vehicle Usage			8,999	17,327,395	9,071,172	8,256,223
Detachment Supplies & Equipment			406	781,745	409,256	372,489
Uniform & Equipment			2,105	4,077,848	2,134,365	1,943,483
Uniform & Equipment - Court Officer			921	20,658	10,444	10,214
Total Other Direct Operating Expenses				32,310,526	16,908,931	15,401,595
Total 2023 Municipal Base Services and Calls for Service Cost				\$ 377,822,543	\$ 199,245,634	\$ 178,576,909
Total OPP-Policed Municipal Properties					1,202,724	
Base Services Cost per Property					\$ 165.66	

OPP 2023 Estimated Base Services and Calls for Service Cost Summary

Estimated Costs for the period January 1, 2023 to December 31, 2023

Notes:

Total Base Services and Calls for Service Costs are based on the cost of salary, benefit, support and other direct operating expenses for staff providing policing services to municipalities. Staff is measured in full-time equivalent (FTE) units and the costs per FTE are described in the notes below.

- 1) Full-time equivalents (FTEs) are based on average municipal detachment staffing levels for the years 2018 through 2021. Contract enhancements, court security, prisoner transportation and cleaning staff are excluded.

The equivalent of 88.91 FTEs with a cost of \$15,713,060 has been excluded from municipal costs to reflect the average municipal detachment FTEs required for provincially-mandated responsibilities eligible for Provincial Service Usage credit.

Salary rates are based on weighted average rates for municipal detachment staff by rank, level and classification. The 2023 salaries were estimated based on the 2022 rates set in the 2019 to 2022 OPPA Uniform and Civilian Collective Agreements with an estimated overall general salary rate increase of 1.0% for 2023 applied. The benefit rates are based on the most recent rates set by the Treasury Board Secretariat, (2022-23). Statutory Holiday Payouts, Shift Premiums, and Benefit costs are subject to reconciliation.

FTEs have been apportioned between Base Services and Calls for Service costs based on the current ratio, 50.5% Base Services : 49.5% Calls for Service.

- 2) Support Staff Costs and Other Direct Operating Expenses for uniform FTEs are calculated on a per FTE basis as per rates set in the 2022 Municipal Policing Cost-Recovery Formula.

OPP 2023 Calls for Service Billing Summary

Fort Frances T

Estimated costs for the period January 1 to December 31, 2023

Calls for Service Billing Workgroups	Calls for Service Count					2023 Average Time Standard	Total Weighted Time	% of Total Provincial Weighted Time	2023 Estimated Calls for Service Cost
	2018	2019	2020	2021	Four Year Average				
					A	B	C = A * B		
Note 1	Note 2					Note 3		Note 4	
Drug Possession	40	32	28	56	39	7.1	277	0.0155%	27,619
Drugs	13	2	13	25	13	68.0	901	0.0503%	89,868
Operational	1,177	1,412	1,448	1,580	1,404	3.8	5,336	0.2980%	532,240
Operational 2	415	681	325	318	435	1.4	609	0.0340%	60,708
Other Criminal Code Violations	203	185	161	166	179	7.5	1,341	0.0749%	133,717
Property Crime Violations	427	483	345	461	429	6.4	2,746	0.1534%	273,853
Statutes & Acts	233	257	264	315	267	3.4	909	0.0508%	90,631
Traffic	169	206	180	166	180	3.7	667	0.0373%	66,521
Violent Criminal Code	241	222	195	241	225	15.8	3,551	0.1983%	354,190
Total	2,918	3,480	2,959	3,328	3,171		16,336	0.9124%	\$1,629,345
Provincial Totals	Note 5	401,534	441,088	364,415	373,300	395,084	1,790,383	100.0%	\$178,576,909

Notes to Calls for Service Billing Summary

- 1) Other criminal code violations related to occurrences considered largely administrative in nature, regarding attendance to a courthouse, have been removed from our list of billable occurrences, effective the 2023 billing year.
- 2) Displayed without decimal places, exact numbers used in calculations
- 3) Displayed to four decimal places, nine decimal places used in calculations
- 4) Total costs rounded to zero decimals
- 5) Provincial Totals exclude data for dissolutions and post-2019 municipal police force amalgamations

This page intentionally left blank

OPP 2023 Calls for Service Details
Fort Frances T
For the calendar years 2018 to 2021

Calls for Service Billing Workgroups	Calls for Service Count				Four Year Average
	2018	2019	2020	2021	
Grand Total	2,918	3,480	2,959	3,328	3,171.25
Drug Possession	40	32	28	56	39.00
DRUG Operation - Master Code	0	0	1	0	0.25
Drug Related Occurrence	18	18	8	24	17.00
Poss of illicit over 30g dried cannabis (or equiv) adult	0	0	0	1	0.25
Possession - Cannabis	8	0	0	0	2.00
Possession - Cocaine	0	1	2	3	1.50
Possession - Heroin	0	0	0	1	0.25
Possession - Methamphetamine (Crystal Meth)	7	8	9	5	7.25
Possession – Opioid (other than heroin)	2	1	3	15	5.25
Possession - Other Controlled Drugs and Substances Act	5	4	5	7	5.25
Drugs	13	2	13	25	13.25
Other Cannabis Act	1	0	0	0	0.25
Production - Cannabis (Marihuana) (Cultivation)	1	0	0	0	0.25
Trafficking - Cocaine	1	0	2	8	2.75
Trafficking - Heroin	1	0	2	0	0.75
Trafficking - Methamphetamine (Crystal Meth)	1	1	1	4	1.75
Trafficking – Opioid (other than heroin)	1	0	2	5	2.00
Trafficking - Other Controlled Drugs and Substances Act	7	1	6	8	5.50
Operational	1,177	1,412	1,448	1,580	1,404.25
Accident - non-MVC - Industrial	0	1	0	0	0.25
Accident - non-MVC - Master Code	0	0	0	1	0.25
Accident - Non-MVC - Others	0	1	0	0	0.25
Accident - non-MVC - Public Property	0	0	0	1	0.25
Accident - non-MVC - Residential	0	1	0	0	0.25
Alarm - Master Code	0	3	0	1	1.00
Alarm - Others	3	1	1	0	1.25
Animal - Bear Complaint	5	32	10	19	16.50
Animal - Bite	3	4	3	1	2.75
Animal - Dog Owners Liability Act	3	1	5	6	3.75
Animal - Injured	5	10	10	14	9.75
Animal - Left in Vehicle	4	9	1	4	4.50
Animal - Master Code	1	0	2	3	1.50
Animal - Other	21	21	9	9	15.00
Animal - Stray	3	17	25	32	19.25
Assist Fire Department	3	4	6	3	4.00
Assist Public	214	146	236	264	215.00
Bomb Threat	0	0	1	0	0.25
By-Law - Master Code	0	2	2	0	1.00
Child Neglect	1	0	0	0	0.25
Compassionate Message	2	0	0	0	0.50
Distressed / Overdue Motorist	0	1	4	0	1.25
Dogs By-Law	0	2	1	0	0.75
Domestic Disturbance	183	140	147	168	159.50
False Fire Alarm - Building	3	1	0	1	1.25

OPP 2023 Calls for Service Details
Fort Frances T
For the calendar years 2018 to 2021

Calls for Service Billing Workgroups	Calls for Service Count				Four Year Average
	2018	2019	2020	2021	
False Fire Alarm - Vehicle	1	0	0	0	0.25
Family Dispute	60	102	69	88	79.75
Fire - Building	2	6	2	7	4.25
Fire - Other	4	4	6	5	4.75
Fire - Vehicle	1	1	0	1	0.75
Firearms (Discharge) By-Law	1	0	0	0	0.25
Fireworks By-Law	2	0	0	0	0.50
Found - Bicycles	14	15	2	1	8.00
Found - Computer, parts & accessories	2	1	0	0	0.75
Found - Household Property	3	2	2	5	3.00
Found - Jewellery	1	2	0	1	1.00
Found - License Plate	1	0	0	0	0.25
Found - Machinery & Tools	0	2	0	1	0.75
Found - Others	16	14	4	4	9.50
Found - Personal Accessories	17	18	4	3	10.50
Found - Radio, TV, Sound-Reprod. Equip.	4	2	0	0	1.50
Found - Sporting Goods, Hobby Equip.	0	2	0	0	0.50
Found - Vehicle Accessories	0	1	0	0	0.25
Found Property - Master Code	10	32	70	68	45.00
Insecure Condition - Building	4	6	2	5	4.25
Insecure Condition - Master Code	0	2	7	7	4.00
Insecure Condition - Others	0	1	0	0	0.25
Insecure Condition - Vehicle	0	0	1	0	0.25
Lost - Accessible Parking Permit	1	0	0	1	0.50
Lost - Household Property	2	2	2	1	1.75
Lost - License Plate	2	1	0	0	0.75
Lost - Others	2	3	0	2	1.75
Lost - Personal Accessories	13	9	0	0	5.50
Lost - Radio, TV, Sound-Reprod. Equip.	3	2	0	4	2.25
Lost - Sporting Goods, Hobby Equip.	0	0	1	0	0.25
Lost - Vehicle Accessories	1	0	0	0	0.25
Lost Property - Master Code	5	14	16	27	15.50
Medical Assistance - Master Code	1	0	1	0	0.50
Medical Assistance - Other	4	4	1	2	2.75
Missing Person - Master Code	0	0	2	1	0.75
Missing Person 12 & older	14	14	4	10	10.50
Missing Person Located 12 & older	10	21	12	24	16.75
Missing Person Located Under 12	1	2	2	3	2.00
Missing Person under 12	2	2	1	5	2.50
Neighbour Dispute	45	54	45	54	49.50
Noise By-Law	1	0	0	0	0.25
Noise Complaint - Animal	1	2	3	7	3.25
Noise Complaint - Business	3	1	0	1	1.25
Noise Complaint - Master Code	1	10	55	63	32.25
Noise Complaint - Others	9	12	5	2	7.00

OPP 2023 Calls for Service Details
Fort Frances T
For the calendar years 2018 to 2021

Calls for Service Billing Workgroups	Calls for Service Count				Four Year Average
	2018	2019	2020	2021	
Noise Complaint - Residence	65	25	7	8	26.25
Noise Complaint - Vehicle	1	0	0	0	0.25
Other Municipal By-Laws	7	11	4	1	5.75
Overdose/Suspected Overdose	2	0	0	0	0.50
Phone - Master Code	2	8	0	2	3.00
Phone - Nuisance - No Charges Laid	6	10	6	17	9.75
Phone - Obscene - No Charges Laid	0	1	0	0	0.25
Phone - Other - No Charges Laid	3	5	1	5	3.50
Phone - Text-related incident	0	0	0	3	0.75
Phone - Threatening - No Charges Laid	2	0	1	2	1.25
Protest - Demonstration	1	1	0	2	1.00
Sudden Death - Accidental	0	0	1	1	0.50
Sudden Death - Master Code	0	1	1	0	0.50
Sudden Death - Natural Causes	13	18	8	10	12.25
Sudden Death - Others	1	1	6	2	2.50
Sudden Death - Suicide	1	1	2	4	2.00
Suspicious Package	0	1	0	2	0.75
Suspicious Person	111	169	192	167	159.75
Suspicious vehicle	16	29	32	32	27.25
Traffic By-Law	3	1	1	1	1.50
Trouble with Youth	55	78	37	76	61.50
Unwanted Persons	170	287	364	290	277.75
Vehicle Recovered - Automobile	0	2	0	1	0.75
Vehicle Recovered - Master Code	0	0	0	1	0.25
Vehicle Recovered - Other	0	0	0	1	0.25
Overdose/Suspected Overdose -Opioid Related	0	0	3	9	3.00
Sudden Death - Apparent Overdose/Overdose	0	0	0	11	2.75
Overdose/Suspected Overdose -Naloxone administered by Police	0	0	0	2	0.50
Operational 2	415	681	325	318	434.75
911 call - Dropped Cell	24	189	52	48	78.25
911 call / 911 hang up	218	238	57	51	141.00
911 hang up - Pocket Dial	19	57	2	0	19.50
False Alarm - Accidental Trip	38	27	3	0	17.00
False Alarm - Cancelled	30	8	0	0	9.50
False Alarm - Malfunction	19	10	1	1	7.75
False Alarm - Others	30	79	121	122	88.00
False Holdup Alarm - Accidental Trip	1	22	24	25	18.00
False Holdup Alarm - Malfunction	0	1	0	0	0.25
Keep the Peace	36	50	65	71	55.50
Other Criminal Code Violations	203	185	161	166	178.75
Animals - Cruelty	1	0	1	2	1.00
Animals - Kill or injure	1	0	0	0	0.25
Animals - Others	0	0	2	0	0.50
Animals - Unnecessary suffering	0	1	0	0	0.25

OPP 2023 Calls for Service Details
Fort Frances T
For the calendar years 2018 to 2021

Calls for Service Billing Workgroups	Calls for Service Count				Four Year Average
	2018	2019	2020	2021	
Bail Violations - Fail To Comply	111	80	70	58	79.75
Bail Violations - Master Code	8	1	0	4	3.25
Bail Violations - Others	7	4	0	0	2.75
Bail Violations - Recognizance	1	1	2	1	1.25
Breach of Probation	22	18	13	11	16.00
Bribery	0	0	0	1	0.25
Child Pornography - Master Code	0	0	0	2	0.50
Child Pornography - Other	1	1	0	0	0.50
Child Pornography - Possess child pornography	0	0	1	0	0.25
Counterfeit Money - Master Code	0	1	1	0	0.50
Counterfeit Money - Others	0	1	5	2	2.00
Disobey court order / Misconduct executing process	1	1	2	0	1.00
Disturb the Peace	36	51	28	28	35.75
Indecent acts - Master Code	1	0	0	5	1.50
Indecent acts - Other	1	1	2	5	2.25
Instruments and literature for illicit drug use	1	0	0	0	0.25
Libel - Defamatory	0	0	0	1	0.25
Nudity - public/private property	0	1	0	0	0.25
Obstruct Public Peace Officer	1	2	2	5	2.50
Offensive Weapons - Careless use of firearms	0	1	0	0	0.25
Offensive Weapons - Carry concealed	0	0	1	0	0.25
Offensive Weapons - False Statements	0	0	0	1	0.25
Offensive Weapons - Other Offensive Weapons	3	1	1	2	1.75
Offensive Weapons - Other Weapons Offences	1	1	1	1	1.00
Offensive Weapons - Possession of Weapons	3	4	4	15	6.50
Offensive Weapons - Prohibited	0	0	1	1	0.50
Offensive Weapons - Restricted	1	0	0	0	0.25
Offensive Weapons - Weapons Trafficking	0	0	0	1	0.25
Perjury	0	0	1	0	0.25
Possess Firearm while prohibited	1	2	0	3	1.50
Possession of Burglary Tools	0	0	0	4	1.00
Possession Of Counterfeit Money	0	1	3	1	1.25
Public Mischief - mislead peace officer	0	1	2	1	1.00
Public Morals	0	0	0	1	0.25
Trespass at Night	1	4	6	3	3.50
Utter Threats to damage property	0	1	0	0	0.25
Utter Threats to Property / Animals	0	1	0	1	0.50
Uttering Counterfeit Money	0	3	12	5	5.00
Offences Against the Rights of Property (Part IX CC)	0	1	0	0	0.25
All Other Criminal Code (includes Part XII.1 CC)	0	0	0	1	0.25
Property Crime Violations	427	483	345	461	429.00
Arson - Building	0	1	0	0	0.25
Break & Enter	48	71	52	63	58.50
Break & Enter - steal firearm from motor vehicle	0	0	0	1	0.25
False Pretence - Other	1	0	0	0	0.25

OPP 2023 Calls for Service Details
Fort Frances T
For the calendar years 2018 to 2021

Calls for Service Billing Workgroups	Calls for Service Count				Four Year Average
	2018	2019	2020	2021	
Fraud - False Pretence Under \$5,000	3	1	4	2	2.50
Fraud - Forgery & Uttering	3	7	7	3	5.00
Fraud - Fraud through mails	1	1	0	2	1.00
Fraud - Master Code	3	2	5	10	5.00
Fraud - Money/property/security Over \$5,000	5	5	3	1	3.50
Fraud - Money/property/security Under \$5,000	15	25	14	8	15.50
Fraud - Other	16	9	9	10	11.00
Fraud - Steal/Forge/Poss./Use Credit Card	1	4	1	1	1.75
Fraud - Transportation	2	6	1	2	2.75
Fraud - Welfare benefits	0	0	0	1	0.25
Identity Fraud	0	0	0	2	0.50
Interfere with lawful use, enjoyment of property	10	7	8	4	7.25
Mischief - Master Code	82	79	68	89	79.50
Mischief Graffiti - Non-Gang Related	2	1	2	5	2.50
Mischief with Data	0	1	0	0	0.25
Personation with Intent (fraud)	5	2	2	3	3.00
Possession of Stolen Goods over \$5,000	2	3	1	2	2.00
Possession of Stolen Goods under \$5,000	9	9	3	17	9.50
Property Damage	5	4	13	12	8.50
Theft from Motor Vehicles Over \$5,000	0	0	1	0	0.25
Theft from Motor Vehicles Under \$5,000	20	15	5	18	14.50
Theft of - Automobile	3	2	3	1	2.25
Theft of - Trucks	2	1	1	0	1.00
Theft of Motor Vehicle	11	3	3	7	6.00
Theft Over \$5,000 - Bicycles	0	1	0	0	0.25
Theft Over \$5,000 - Mail	1	1	1	5	2.00
Theft Over \$5,000 - Master Code	0	0	3	2	1.25
Theft Over \$5,000 - Other Theft	4	0	2	0	1.50
Theft Over \$5,000 - Persons	0	1	0	0	0.25
Theft Over \$5,000 Shoplifting	0	0	1	0	0.25
Theft Under \$5,000 - Bicycles	16	28	13	12	17.25
Theft Under \$5,000 - Boat (Vessel)	0	0	1	0	0.25
Theft Under \$5,000 - Boat Motor	3	0	0	0	0.75
Theft Under \$5,000 - Building	5	3	3	4	3.75
Theft Under \$5,000 - Construction Site	0	1	0	1	0.50
Theft Under \$5,000 - Gasoline Drive-off	3	6	5	2	4.00
Theft Under \$5,000 - Master Code	11	12	17	34	18.50
Theft Under \$5,000 - Other Theft	60	70	38	30	49.50
Theft Under \$5,000 - Persons	1	1	2	1	1.25
Theft Under \$5,000 - Trailers	0	0	2	1	0.75
Theft Under \$5,000 Shoplifting	70	98	50	104	80.50
Trafficking in Stolen Goods over \$5,000	0	1	0	0	0.25
Trafficking in Stolen Goods under \$5,000	0	0	0	1	0.25
Unlawful in a dwelling house	4	1	1	0	1.50
Statutes & Acts	233	257	264	315	267.25

OPP 2023 Calls for Service Details
Fort Frances T
For the calendar years 2018 to 2021

Calls for Service Billing Workgroups	Calls for Service Count				Four Year Average
	2018	2019	2020	2021	
Custody Dispute	0	0	1	2	0.75
Landlord / Tenant	25	23	25	28	25.25
Mental Health Act	32	34	37	67	42.50
Mental Health Act - Attempt Suicide	13	8	15	18	13.50
Mental Health Act - No contact with Police	0	1	1	4	1.50
Mental Health Act - Placed on Form	2	4	2	8	4.00
Mental Health Act - Threat of Suicide	37	33	23	31	31.00
Mental Health Act - Voluntary Transport	16	12	20	18	16.50
Trespass To Property Act	107	142	138	122	127.25
Youth Criminal Justice Act (YCJA)	1	0	1	1	0.75
Mental Health Act - Apprehension	0	0	1	16	4.25
Traffic	169	206	180	166	180.25
MVC - Others (Motor Vehicle Collision)	3	0	2	3	2.00
MVC - Pers. Inj. Failed to Remain (Motor Vehicle Collision)	0	3	1	1	1.25
MVC - Personal Injury (Motor Vehicle Collision)	5	5	3	5	4.50
MVC - Prop. Dam. Failed to Remain (Motor Vehicle Collision)	23	23	21	10	19.25
MVC - Prop. Dam. Non Reportable (Motor Vehicle Collision)	79	84	61	52	69.00
MVC - Prop. Dam. Reportable (Motor Vehicle Collision)	57	87	90	85	79.75
MVC (Motor Vehicle Collision) - Master Code	2	4	2	10	4.50
Violent Criminal Code	241	222	195	241	224.75
Aggravated Assault - Level 3	0	0	5	2	1.75
Aggravated assault on Peace Officer	0	0	1	0	0.25
Aggravated Sexual Assault	0	0	1	0	0.25
Arson - Disregard for Human Life	0	1	0	0	0.25
Assault - Level 1	130	104	88	113	108.75
Assault Peace Officer	6	5	4	4	4.75
Assault Peace Officer with weapon OR cause bodily harm	0	0	1	0	0.25
Assault With Weapon or Causing Bodily Harm - Level 2	25	18	26	33	25.50
Attempted Murder	1	0	0	1	0.50
Criminal Harassment	13	9	5	11	9.50
Criminal Negligence - Bodily Harm	1	0	0	0	0.25
Discharge Firearm with Intent	0	0	1	0	0.25
Extortion	1	0	0	0	0.25
Forcible confinement	1	2	1	2	1.50
Indecent / Harassing Communications	3	8	3	5	4.75
Invitation to Sexual Touching	0	1	0	1	0.50
Kidnapping	0	1	0	0	0.25
Mischief - Cause Danger to Life	0	0	0	1	0.25
Non-Consensual Distribution of Intimate Images	1	1	1	0	0.75
Obtaining sexual services for consideration under 18	1	0	0	0	0.25
Pointing a Firearm	0	0	1	0	0.25
Robbery - Master Code	1	1	1	3	1.50
Robbery - Other	1	2	0	2	1.25
Robbery - Pursesnatch With Violence	0	1	0	1	0.50
Robbery - With Threat of Violence	4	1	1	2	2.00

OPP 2023 Calls for Service Details
Fort Frances T
For the calendar years 2018 to 2021

Calls for Service Billing Workgroups	Calls for Service Count				Four Year Average
	2018	2019	2020	2021	
Sexual Assault	23	22	18	23	21.50
Sexual Assault With a Weapon	0	1	2	0	0.75
Sexual Interference	3	5	2	3	3.25
Using firearm (or imitation) in commission of offence	0	0	1	0	0.25
Utter Threats - Master Code	2	4	5	4	3.75
Utter Threats to Person	23	31	24	27	26.25
Utter Threats to Person - Government Employee	0	1	0	0	0.25
Utter Threats to Person - Police Officer	1	0	0	0	0.25
Voyeurism	0	3	0	2	1.25
Other Violatons Against the Person	0	0	3	1	1.00

This page intentionally left blank

OPP 2023 Estimated Contract Enhancement Court Security Cost Summary
Fort Frances T
 Estimated costs for the period January 1 to December 31, 2023

2022 Cost-Recovery Formula

Salaries and Benefits

		Positions	\$/FTE	Total \$
Detachment Civilian Members				
	Note 1			
Court Officer - Court Security.	Full-time	2.00	69,141	138,282
Total Detachment Civilian Salaries		2.00		138,282
Civilian Benefits - Full-Time Salaries			32.15%	44,458
Total Detachment Civilian Salaries & Benefits				182,740
Total Salaries & Benefits				182,740
Other Direct Operating Expenses				
	Note 2			
Uniform & Equipment - Court Officer			921	1,842
Total Other Direct Operating Expenses				1,842
Total 2023 Estimated Court Security Cost				\$ 184,582
Total OPP-Policed Properties				4,079
Cost Per Property				\$ 45.25

OPP 2023 Estimated Court Security Cost Summary

Fort Frances T

Estimated costs for the period January 1 to December 31, 2023

Notes:

- 1) Full-time equivalents (FTEs) are based on staffing required to provide court security based on the 2021 activity levels and requirements determined by servicing detachment staff. Salary rates are based on weighted average rates for municipal detachment staff by rank, level and classification. The 2023 salaries were estimated based on the 2022 rates set in the 2019 to 2022 OPPA Uniform and Civilian Collective Agreements with an estimated overall general salary rate increase of 1.0% for 2023 applied. The benefit rates are based on the most recent rates set by the Treasury Board Secretariat, (2022-23). Statutory Holiday Payouts, Shift Premiums, and Benefit costs are subject to reconciliation.
- 2) Support Staff Costs and Other Direct Operating Expenses for uniform FTEs are calculated on a per FTE basis as per rates set in the 2022 Municipal Policing Cost-Recovery Formula.
- 3) There was no information available about the status of 2023 Court Security Prisoner Transportation Grant Program at the time of the Annual Billing Statement preparation.

OPP 2021 Reconciled Year-End Summary
Fort Frances T
Reconciled cost for the period January 1 to December 31, 2021

			Cost per Property \$	Total Cost \$
Base Service	Property Counts			
	Household	3,835		
	Commercial and Industrial	238		
	Total Properties	<u>4,073</u>	179.62	731,586
Calls for Service				
	Total all municipalities	170,324,197		
	Municipal portion	0.9495%	397.05	1,617,192
Overtime			30.47	124,100
Contract Enhancement Court Security	(see summary)	(Note 1)	36.73	149,602
Prisoner Transportation	(per property cost)		1.18	4,806
Accommodation/Cleaning Services	(per property cost)		4.75	19,347
Total 2021 Reconciled Costs			<u>649.80</u>	<u>2,646,633</u>
2021 Billed Amount				<u>2,640,063</u>
2021 Year-End-Adjustment		(Note 2)		<u>6,570</u>

Note

- 1) The cost of civilian court officer enhancements are included in the court security costs.
- 2) The Year-End Adjustment above is included as an adjustment on the 2023 Billing Statement.
This amount is incorporated into the monthly invoice amount for 2023.

This page intentionally left blank

OPP 2021 Calls for Service Billing Summary

Fort Frances T

Reconciled costs for the period January 1 to December 31, 2021

Calls for Service Billing Workgroups	Calls for Service Count					2021 Average Time Standard	Total Weighted Time	% of Total Provincial Weighted Time	2021 Reconciled Calls for Service Cost
	2016	2017	2018	2019	Four Year Average				
					A	B	C = A * B		
	Note 1				Note 2			Note 3	Note 4
Drug Possession	41	59	40	32	43	6.5	280	0.0168%	28,568
Drugs	5	6	13	2	7	45.9	298	0.0179%	30,495
Operational	1,097	1,291	1,177	1,412	1,244	3.6	4,479	0.2688%	457,836
Operational 2	330	410	415	681	459	1.3	597	0.0358%	60,990
Other Criminal Code Violations	257	321	378	324	320	7.8	2,496	0.1498%	255,120
Property Crime Violations	303	372	427	483	396	6.5	2,576	0.1546%	263,258
Statutes & Acts	145	196	233	257	208	3.4	706	0.0424%	72,197
Traffic	171	186	169	206	183	3.4	622	0.0373%	63,596
Violent Criminal Code	204	275	241	222	236	16.0	3,768	0.2261%	385,133
Total	2,553	3,116	3,093	3,619	3,095		15,822	0.9495%	\$1,617,192
Provincial Totals	Note 5	364,578	367,979	391,009	429,951	388,379	1,666,390	100.0%	\$170,324,197

Notes to Reconciled 2021 Calls for Service Billing Summary

- 1) As per the letter sent to the Town of Fort Frances on May 7, 2021, the annual CFS counts have been adjusted to reflect the re-classification of CFS at provincial correctional facilities not requiring police attendance or formal police investigation
- 2) Displayed without decimal places, exact numbers used in calculations
- 3) Displayed to four decimal places, nine decimal places used in calculations
- 4) Total costs rounded to zero decimals
- 5) Provincial Totals exclude data for dissolutions and post-2019 municipal police force amalgamations

OPP 2021 Reconciled Contract Enhancement Court Security Cost Summary

Fort Frances T

Reconciled costs for the period January 1 to December 31, 2021

2020 Cost-Recovery Formula

Salaries and Benefits

		Positions	\$/FTE	Total \$
Detachment Civilian Members	Note 1			
Court Officer - Court Security.	Full-time	1.67	67,187	112,022
Total Detachment Civilian Salaries		1.67		112,022
Civilian Benefits - Full-Time Salaries			32.17%	36,038
Total Detachment Civilian Salaries & Benefits				148,060
Total Salaries & Benefits				148,060
Other Direct Operating Expenses	Note 2			
Uniform & Equipment - Court Officer			925	1,542
Total Other Direct Operating Expenses				1,542
Total 2021 Reconciled Court Security Cost	Note 4			\$ 149,602
Total OPP-Policed Properties				4,073
Cost Per Property				\$ 36.73

OPP 2021 Reconciled Court Security Cost Summary

Fort Frances T

Reconciled costs for the period January 1 to December 31, 2021

Notes:

- 1) Full-time equivalents (FTEs) are based on staffing required to provide court security based on the 2021 activity levels and requirements determined by servicing detachment staff. The COVID pandemic restrictions may have significantly reduced the court security requirements for the municipality.
Salary rates are based on weighted average rates for municipal detachment staff by rank, level and classification. The 2021 salaries incorporate the January 1, 2021 general salary rate increases set in the 2019 to 2022 OPPA Uniform and Civilian Collective Agreements, (uniform staff - 1.00% January 1 and 0.97% July 1, civilian staff (one 2021 increase) 1.0% January 1). The benefit rates are based on the rates set by the Treasury Board Secretariat, (2022-23).
- 2) Support Staff Costs and Other Direct Operating Expenses for uniform FTEs are calculated on a per FTE basis as per rates set in the 2020 Municipal Policing Cost-Recovery Formula.
- 3) The Municipality's remaining grant credit from the Ministry's 2022 Court Security Prisoner Transportation Grant Program is subject to an adjustment if the 2021 grant allocation is more than the 2021 reconciled costs.
There was no information available about the status of 2023 Court Security Prisoner Transportation Grant Program at the time of the Annual Billing Statement preparation.

Solicitor General

Office of the Solicitor General

25 Grosvenor Street, 18th Floor
Toronto ON M7A 1Y6
Tel: 416 326-5000
Toll Free: 1-866-517-0571
SOLGEN.Correspondence@ontario.ca

Solliciteur général

Bureau du solliciteur général

25, rue Grosvenor, 18^e étage
Toronto ON M7A 1Y6
Tél. : 416 326-5000
Sans frais : 1-866-517-0571
SOLGEN.Correspondence@ontario.ca



October 11, 2022

Faisal Anwar
Chief Administrative Officer
Town of Fort Frances
fanwar@fortfrances.ca

Dear Faisal Anwar,

Thank you for submitting your proposal related to the detachment board framework for the Rainy River Ontario Provincial Police (OPP) detachment to the Ministry of the Solicitor General (the Ministry).

The Ministry is currently working with municipalities and First Nations to finalize incomplete proposals by November 30, 2022. We have reviewed your submission and determined that your proposal meets all requirements, and no further action is required on your part at this time. As the lead for the proposal, we ask that you share this information with the communities that were engaged in its development.

The Ministry is working towards an in force date for the *Community Safety and Policing Act, 2019* (CSPA) between fall 2023 and winter 2024. The in-force window will narrow and be communicated over the coming months, along with more information on next steps. We understand that municipalities and First Nations require time to plan for implementation of OPP detachment boards and will work to ensure that sufficient time is provided between proclamation and the in-force date of the CSPA.

Thank you again for your submission.

Sincerely,

Sarah Caldwell
A/Assistant Deputy Minister

Cc: Karyn Haney, Clerk, Town of Fort Frances khaney@fortfrances.ca

Below is a summary of your responses

[Download PDF](#)

Ontario Provincial Police (OPP) Detachment Board Proposal Form

Purpose

Municipalities and First Nation Communities in an OPP Detachment are being asked to collaborate and develop a proposal indicating the composition of their OPP detachment board(s).

Please Note: Individual responses will remain confidential and made available only to ministry staff responsible for the dissemination of the form and analysis of results.

Objectives

To determine the composition of each OPP detachment board.

To determine the number of OPP detachment boards.

Please complete and submit your proposal form by **June 7, 2021**.

Please select which OPP detachment you are filling this form on behalf of.

Rainy River District 

Please select which Municipality/First Nation is responding on behalf of the detachment.

Fort Frances 

Have you received approval to provide a coordinated response to the ministry on behalf of all the Municipalities/First Nations within the OPP detachment?

☒ Yes

☐ No

How many Municipalities/First Nations are receiving OPP policing from the detachment (including your Municipality/First Nation)?

Please select all the Municipalities/First Nations that will be participating on the OPP detachment board (including your Municipality/First Nations).

- | | | | |
|--|--|---|---|
| <input type="checkbox"/> Addington Highlands | <input type="checkbox"/> East Ferris | <input type="checkbox"/> Leeds and the Thousand Islands | <input type="checkbox"/> Point Edward |
| <input type="checkbox"/> Adelaide Metcalfe | <input type="checkbox"/> East Garafraxa | <input type="checkbox"/> Limerick | <input type="checkbox"/> Port Hope |
| <input type="checkbox"/> Adjala-Tosorontio | <input type="checkbox"/> East Hawkesbury | <input type="checkbox"/> Long Lac #58 First Nation | <input type="checkbox"/> Powassan |
| <input type="checkbox"/> Admaston/Bromley | <input type="checkbox"/> East Zorra-Tavistock | <input type="checkbox"/> Loyalist | <input type="checkbox"/> Prescott |
| <input checked="" type="checkbox"/> Albertyon | <input type="checkbox"/> Edwardsburgh/Cardinal | <input type="checkbox"/> Lucan Biddulph | <input type="checkbox"/> Prince Edward Co |
| <input type="checkbox"/> Alderville First Nation | <input type="checkbox"/> Elizabethtown-Kitley | <input type="checkbox"/> Macdonald, Meredith & Aberdeen Add'l | <input type="checkbox"/> Quinte West |

☐ Alfred and Plantagenet

☐ Elliot Lake

☐ Machar

☒ **Rainy River**

☐ Algonquin Highlands

☒ **Emo**

☐ Machin

☐ Ramara

☐ Algonquin's of
Pikwakanagan First
Nation (Golden
Lake)

☐ Englehart

☐ Madawaska Valley

☐ Red Lake

☐ Alnwick/Haldimand

☐ Enniskillen

☐ Madoc

☐ Red
Rock

☐ Amaranth

☐ Espanola

☐ Magnetawan

☐ Red Rock Indian
Band

☐ Animbiigoo
Zaagi'igan
Anishinaabek First
Nation (Lake
Nipigon Ojibway)

☐ Essa

☐ Malahide

☐ Renfrew

☐ Armour

☐ Essex

☐ Manitouwadge

☐ Rideau Lakes

<input type="checkbox"/> Armstrong	<input type="checkbox"/> Evanturel	<input type="checkbox"/> Marathon	<input type="checkbox"/> Russell
<input type="checkbox"/> Arnprior	<input type="checkbox"/> Faraday	<input type="checkbox"/> Markstay-Warren	<input type="checkbox"/> Ryerson
<input type="checkbox"/> Arran-Elderslie	<input type="checkbox"/> Fauquier-Strickland	<input type="checkbox"/> Marmora and Lake	<input type="checkbox"/> Sables-Spanish Rivers
<input type="checkbox"/> Ashfield-Colborne-Wawanosh	<input type="checkbox"/> Flying Post First Nation	<input type="checkbox"/> Matachewan	<input type="checkbox"/> Sagamok Anishnawbeck First Nation
<input type="checkbox"/> Asphodel-Norwood	<input checked="" type="checkbox"/> Fort Frances	<input type="checkbox"/> Mattawa	<input type="checkbox"/> Saugeen First Nation
<input type="checkbox"/> Assiginack	<input type="checkbox"/> French River	<input type="checkbox"/> Mattawan	<input type="checkbox"/> Schreiber
<input type="checkbox"/> Athens	<input type="checkbox"/> Front of Yonge	<input type="checkbox"/> Mattice-Val Cote	<input type="checkbox"/> Seguin

<input type="checkbox"/> Anishnawbek First Nation (Whitefish Lake)	<input type="checkbox"/> Frontenac Islands	<input type="checkbox"/> McDougall	<input type="checkbox"/> Selwyn
<input checked="" type="checkbox"/> Atikokan	<input type="checkbox"/> Gauthier	<input type="checkbox"/> McDowell Lake First Nation	<input type="checkbox"/> Serpent River First Nation
<input type="checkbox"/> Augusta	<input type="checkbox"/> Georgian Bay	<input type="checkbox"/> McGarry	<input type="checkbox"/> Severn
<input type="checkbox"/> Baldwin	<input type="checkbox"/> Georgian Bluffs	<input type="checkbox"/> McKellar	<input type="checkbox"/> Shuniah
<input type="checkbox"/> Bancroft	<input type="checkbox"/> Gillies	<input type="checkbox"/> McMurrich/Monteith	<input type="checkbox"/> Sioux Lookout
<input type="checkbox"/> Bayham	<input type="checkbox"/> Goderich	<input type="checkbox"/> McNab/Braeside	<input type="checkbox"/> Sioux Narrows-Nestor Falls
<input type="checkbox"/> Beaverhouse Lake First Nation	<input type="checkbox"/> Gordon/Barrie Island	<input type="checkbox"/> Meaford	<input type="checkbox"/> Smooth Rock Falls
<input type="checkbox"/> Beckwith	<input type="checkbox"/> Gore Bay	<input type="checkbox"/> Melancthon	<input type="checkbox"/> South Algonquin

- | | | | |
|--|---|--|---|
| <input type="checkbox"/> Biigtigong
Nishnaabeg First
Nation | <input type="checkbox"/> Grand Valley | <input type="checkbox"/> Merrickville-Wolford | <input type="checkbox"/> South Bruce |
| <input type="checkbox"/> Billings | <input type="checkbox"/> Gravenhurst | <input type="checkbox"/> Michipicoten First
Nation | <input type="checkbox"/> South Bruce
Peninsula |
| <input type="checkbox"/> Bingwi Neyaashi
Anishinaabek (Sand
Point) | <input type="checkbox"/> Greater
Madawaska | <input type="checkbox"/> Middlesex Centre | <input type="checkbox"/> South Frontenac |
| <input type="checkbox"/> Bkejwanong
Territory (Walpole
Island) | <input type="checkbox"/> Greater Napanee | <input type="checkbox"/> Midland | <input type="checkbox"/> South Huron |
| <input type="checkbox"/> Black River-
Matheson | <input type="checkbox"/> Greenstone | <input type="checkbox"/> Minden
Hills | <input type="checkbox"/> South
River |
| <input type="checkbox"/> Blandford-Blenheim | <input type="checkbox"/> Grey
Highlands | <input type="checkbox"/> Missanabie Cree First
Nation | <input type="checkbox"/> Southgate |
| <input type="checkbox"/> Blind
River | <input type="checkbox"/> Haldimand
Co | <input type="checkbox"/> Mississauga First
Nation (Blind River) | <input type="checkbox"/> Southwest
Middlesex |

<input type="checkbox"/> Bluewater	<input type="checkbox"/> Haliburton County	<input type="checkbox"/> Mississaugas of the New Credit First Nation	<input type="checkbox"/> South-West Oxford
<input type="checkbox"/> Bonfield	<input type="checkbox"/> Hamilton	<input type="checkbox"/> Mississippi Mills	<input type="checkbox"/> Southwold
<input type="checkbox"/> Bonnechere Valley	<input type="checkbox"/> Harley	<input type="checkbox"/> Mohawks of the Bay of Quinte (Tyendinaga)	<input type="checkbox"/> Spanish
<input type="checkbox"/> Bracebridge	<input type="checkbox"/> Harris	<input type="checkbox"/> Mono	<input type="checkbox"/> Springwater
<input type="checkbox"/> Brant Co	<input type="checkbox"/> Hastings Highlands	<input type="checkbox"/> Montague	<input type="checkbox"/> St. Charles
<input type="checkbox"/> Brethour	<input type="checkbox"/> Havelock-Belmont-Methuen	<input type="checkbox"/> Moonbeam	<input type="checkbox"/> St. Clair
<input type="checkbox"/> Brighton	<input type="checkbox"/> Hawkesbury	<input type="checkbox"/> Moose Deer Point First Nation	<input type="checkbox"/> St. Joseph
<input type="checkbox"/> Brockton	<input type="checkbox"/> Head, Clara and Maria	<input type="checkbox"/> Moosonee	<input type="checkbox"/> Stirling-Rawdon

☐ Brooke-Alvinston ☐ Hearst ☒ **Morley** ☐ Stone Mills

☐ Bruce Mines ☐ Henvey Inlet First Nation ☐ Morris-Turnberry ☐ Strong

☐ Brudenell, Lyndoch and Raglan ☐ Hiawatha First Nation ☐ Mulmur ☐ Sundridge

☐ Burk's Falls ☐ Highlands East ☐ Munsee-Delaware First Nation ☐ Tarbutt & Tarbutt Additional

☐ Burpee and Mills ☐ Hilliard ☐ Muskoka Lakes ☐ Tay

☐ Caldwell First Nation ☐ Hilton ☐ Nairn and Hyman ☐ Tay Valley

☐ Caledon ☐ Hilton Beach ☐ Namaygoosisagagun First Nation ☐ Tecumseh

☐ Calvin

☐ Hornepayne

☐ Neebing

☐ Tehkummah

☐ Carleton Place

☐ Hornepayne First Nation

☐ New Tecumseth

☐ Temagami

☐ Carling

☐ Horton

☐ Newbury

☐ Temagami First Nation (Bear Island)

☐ Carlow/Mayo

☐ Howick

☐ Nipigon

☐ Temiskaming Shores

☐ Casey

☐ Hudson

☐ Nipissing

☐ Terrace Bay

☐ Casselman

☐ Huntsville

☐ Norfolk Co

☐ Thames Centre

☐ Central Elgin

☐ Huron East

☐ North Algona Wilberforce

☐ The Archipelago

- | | | | |
|---|--|--|---|
| <input type="checkbox"/> Central Frontenac | <input type="checkbox"/> Huron Shores | <input type="checkbox"/> First Nation
(Weagamow/Round Lake) | <input type="checkbox"/> The Blue Mountains |
| <input type="checkbox"/> Central Huron | <input type="checkbox"/> Huron-Kinloss | <input type="checkbox"/> North Frontenac | <input type="checkbox"/> The Nation |
| <input type="checkbox"/> Central Manitoulin | <input type="checkbox"/> Ignace | <input type="checkbox"/> North Grenville | <input type="checkbox"/> The North Shore |
| <input type="checkbox"/> Centre Hastings | <input type="checkbox"/> Ingersoll | <input type="checkbox"/> North Huron | <input type="checkbox"/> The Town of the Blue Mountains |
| <input type="checkbox"/> Chamberlain | <input type="checkbox"/> Iroquois Falls | <input type="checkbox"/> North Kawartha | <input type="checkbox"/> Thessalon |
| <input type="checkbox"/> Champlain | <input type="checkbox"/> James | <input type="checkbox"/> North Middlesex | <input type="checkbox"/> Thessalon First Nation |
| <input type="checkbox"/> Chapple | <input type="checkbox"/> Jocelyn | <input type="checkbox"/> North Perth | <input type="checkbox"/> Thornloe |
| <input type="checkbox"/> Johnson | <input type="checkbox"/> Northeastern Manitoulin and The | <input type="checkbox"/> Tillsonburg | |

☐ Charlton and Dack☐ Joly☐ Northern Bruce Peninsula☐ Tiny☐ Chatsworth☐ Kapuskasing☐ Norwich☐ Trent Hills☐ Chippewas of Georgina Island First Nation☐ Kawartha Lakes☐ O'Connor☐ Trent Lakes☐ Chippewas of Nawash Unceded First Nation (Cape Croker)☐ Kearney☐ Oil Springs☐ Tudor and Cashel☐ Chippewas of the Thames First Nation☐ Kenora☐ Ojibway Nation of Saugeen First Nation (New Saugeen)☐ Tweed☐ Chisholm☐ Kerns☐ Ojibways of Batchewana☐ Tyendinaga☐ Clarence-Rockland☐ Kiashke Zaaging Anishinaabek First Nation (Gull Bay)☐ Oneida of the Thames First Nation☐ United Counties of Stormont, Dundas and Glengarry

☐ Clearview

☐ Killaloe, Hagarty and
Richards

☐ Opatatika

☐ Val Rita-Harty

☐ Cobalt

☐ Killarney

☐ Orangeville

☐ Wahta Mohawks
(Mohawks of
Gibson)

☐ Cochrane

☐ Kincardine

☐ Orillia

☐ Wapekeka First
Nation

☐ Cockburn Island

☐ Kingsville

☐ Oro-Medonte

☐ Warwick

☐ Coleman

☐ Kirkland Lake

☐ Otonabee-South
Monaghan

☐ Wasaga
Beach

☐ Collingwood

☐ Kitchenuhmaykoosib
Inninuwig First Nation
(Big Trout Lake)

☐ Papineau-Cameron

☐ Wawa

☐ Conmee

☐ Koocheching First
Nation

☐ Parry
Sound

☐ Wawakapewin
First Nation

<input type="checkbox"/> Cramahe	<input checked="" type="checkbox"/> La Vallee	<input type="checkbox"/> Pays Plat First Nation	<input type="checkbox"/> Wellington County
<input type="checkbox"/> Curve Lake First Nation	<input type="checkbox"/> Lac Des Mille Lacs First Nation	<input type="checkbox"/> Pelee	<input type="checkbox"/> West Elgin
<input type="checkbox"/> Dawn-Euphemia	<input type="checkbox"/> Laird	<input type="checkbox"/> Pembroke	<input type="checkbox"/> West Nipissing
<input checked="" type="checkbox"/> Dawson	<input type="checkbox"/> Lake of Bays	<input type="checkbox"/> Penetanguishene	<input type="checkbox"/> West Perth
<input type="checkbox"/> Delaware Nation (Moravian of the Thames First Nation)	<input checked="" type="checkbox"/> Lake of The Woods	<input type="checkbox"/> Perry	<input type="checkbox"/> Westport
<input type="checkbox"/> Deseronto	<input type="checkbox"/> Lakeshore	<input type="checkbox"/> Perth	<input type="checkbox"/> White River
<input type="checkbox"/> Dorion	<input type="checkbox"/> Lambton Shores	<input type="checkbox"/> Perth East	<input type="checkbox"/> Whitesand First Nation

- | | | | |
|---|--|--|--|
| <input type="checkbox"/> Douro-Dummer | <input type="checkbox"/> Lanark Highlands | <input type="checkbox"/> Petawawa | <input type="checkbox"/> Whitestone |
| <input type="checkbox"/> Drummond-North Elmsley | <input type="checkbox"/> Larder Lake | <input type="checkbox"/> Petrolia | <input type="checkbox"/> Whitewater Lake |
| <input type="checkbox"/> Dubreuilville | <input type="checkbox"/> Latchford | <input type="checkbox"/> Pickle Lake | <input type="checkbox"/> Whitewater Region |
| <input type="checkbox"/> Dutton Dunwich | <input type="checkbox"/> Laurentian Hills | <input type="checkbox"/> Pikangikum First Nation | <input type="checkbox"/> Wollaston |
| <input type="checkbox"/> Dysart et al | <input type="checkbox"/> Laurentian Valley | <input type="checkbox"/> Plummer Additional | <input type="checkbox"/> Zorra |
| <input type="checkbox"/> Ear Falls | <input type="checkbox"/> Leamington | <input type="checkbox"/> Plympton-Wyoming | |

Please list the population size of each Municipality/First Nation within the detachment (including your Municipality/First Nation)?

(i.e., Municipality 1 - 50,000;

Municipality 2 - 75,000)

Alberton - 864 Atikokan - 2,787 Chapple - 741 Dawson - 563 Emo - 1,252 Fort Frances - 7,952 La Vallee - 988 Lake of the Woods - 296 Morley - 474 Rainy River - 842

Please indicate the number of OPP detachment board(s) that are going to be established within the OPP

detachment.

Provide a rationale as to why more than one OPP detachment board is required.

Atikokan is to be a separate board for geographical reasons. Atikokan is located 150 kms from Fort Frances and in comparison to other communities in the district is isolated.

Please list the number of Municipalities/First Nations that are included (including your Municipality/First Nation) within each OPP detachment board.

(i.e., *Detachment Board 1: 5;*

Detachment Board 2: 4)

Detachment Board 1: 9 Detachment Board 2: 1

Please list all of the Municipalities/First Nations that are included within each detachment board (including your Municipality/First Nation).

(i.e., *Detachment Board 1: Municipality 1, Municipality 2;*

Detachment Board 2: Municipality 3, Municipality 4)

Detachment Board 1: Municipality 1 - Fort Frances, Municipality 2 - Alton Place, Municipality 3 - La Vallee, Municipality 4 - Emo, Municipality 5 - Chapple, Municipality 6 - Morley, Municipality 7 - Dawson, Municipality 8 - Rainy River, Municipality 9 - Lake of the Woods Detachment Board 2: Municipality 1 - Atikokan

Please list the population size of each Municipality/First Nation within each detachment (including your Municipality/First Nation)?

(i.e., *Detachment Board 1: Municipality 1 - 100,000, Municipality 2 - 50,000;*

Detachment Board 2: Municipality 3 - 25,000, Municipality 4 - 75,000)

Detachment Board 1: Municipality 1 - 7,952, Municipality 2 - 864, Municipality 3 - 988, Municipality 4 - 1,252, Municipality 5 - 741, Municipality 6 - 474, Municipality 7 - 563, Municipality 8 - 843, Municipality 9 - 296 Detachment Board 2 - Municipality 1 - 2,787

Please list the number of board member seats (**councils + community reps + provincial reps**) that each detachment board will be comprised of?

(i.e., *Detachment Board 1: 5;*

Detachment Board 2: 7)


Detachment Board 1: 4 Councillors, 2 Community reps, 1 Provincial rep Detachment Board 2: 2 Councillors, 2 Community reps, 1 Provincial rep

Please indicate the number of seat(s) that would be allocated to each Municipality/First nation that is represented on each detachment board (including your Municipality/First Nation).

(i.e., *Detachment Board 1: Municipality 1 - 5, Municipality 2 - 3;*
Detachment Board 2: Municipality 1 - 2, Municipality 2 - 3)

Detachment Board 1: Municipality 1 = 3 seats Municipality 2,3,4,5,6,7,8,9 = 3 seats (plus provincial appointee) Detachment Board 2 - Municipality 1 = 4 seats (plus provincial appointee)

Has a municipality/First Nation forfeited their seat(s) on the board(s)?

No 

Please indicate the number of community representatives within each detachment board.

(i.e., *Detachment Board 1: 5;*

Detachment Board 2: 7)

Detachment Board 1 = 2 Detachment Board 2 = 2

Please list any administrative resources/infrastructures (**i.e. recordkeeping, administrative costs, meeting space, etc.**) required to support the establishment of each detachment board.

Detachment Board 1 - Secretarial support, meeting space Detachment Board 2 - Secretarial support, meeting space

Are there any additional comments you would like to add for the Ministry's consideration regarding this proposal?

There are currently two contracts and two PSB boards in the Rainy River district. Under the CSPA, the Rainy River district will continue to have two boards while encompassing all ten municipalities of the District. This is great opportunity for the previous 5.1 communities to have input into the Policing of their municipalities.



Powered by Qualtrics 