



## **MAKE A BIG SPLASH SPRAY PARK ADVISORY COMMITTEE**

### **AGENDA**

November 1, 2022 4:30 PM

MEETING - Civic Centre

## Microsoft Teams meeting

**Join on your computer, mobile app or room device**

[Click here to join the meeting](#)

Meeting ID: 224 305 076 051

Passcode: KQf25Y

[Download Teams](#) | [Join on the web](#)

**Or call in (audio only)**

[+1 807-701-5988,,87523007#](#) Canada, Thunder Bay

Phone Conference ID: 875 230 07#

Page

### **1. Call to Order**

### **2. Disclosure of pecuniary interest and the general nature thereof**

### **3. Approval of Previous Committee Minutes**

2 - 3 3.1 Approval of the October 18th meeting minutes

### **4. New Business**

4 - 47 4.1 Playground Equipment Review

### **5. Outstanding Items**

5.1 Fundraising Initiatives

5.2 Design Update

48 - 49 5.3 Budget Review and Project Scoping

5.4 Funding Update

### **6. Information**

### **7. Adjourn / Next Meeting Date**

MINUTES

October 18, 2022

The meeting of Make a Big Splash Spray Park Advisory Committee of the Town of Fort Frances was held in the Civic Centre Committee Room

PRESENT: Christine Hampton, Cheyenne Calder, Elaine Fischer, Sandra Tibbs, Sandra Wier, Becky Andrusco, Kaleb Firth

ALSO PRESENT: Travis Rob, Chris Legg

**1. Call to Order**

**2. Disclosure of pecuniary interest and the general nature thereof**

**3. Approval of Previous Committee Minutes**

3.1 Approval of the September 20, 2022 meeting minutes

Calder - Rob THAT the minutes of the September 20, 2022 meeting be approved as circulated

CARRIED

**4. New Business**

**5. Outstanding Items**

5.1 Fundraising Initiatives

- Discussion on the success of the Tbaytel for good campaign, congratulation to the committee and community on the success of that campaign. A fundraising letter was distributed to the committee for sending out to businesses and community members once the bank account is setup. The bank is taking longer than anticipated to setup that account. As soon as the account is up and running Travis is to inform the community and the letters can be sent out.

5.2 Design Update

Review of the most updated splash park design was discussed. The committee likes the design and has asked for it to be finalized for presentation at the next meeting. Samples were shown of other parks with some features that have been discussed at this meeting, such as rock seating, overhead shade structures etc. A discussion was had on the rubber or soft surface. Pricing for that is extremely high and there is a much higher maintenance component to it. It is typically seen more in temperate US sites than in Canada. Also discussed a slide. Again very costly, brings in the need for supervision and may require the soft surface for fall protection. More seen in private parks not municipal settings.

5.3 Budget Review and Project Scoping

Preliminary designs not quite ready for play equipment for this meeting. Should see something next week though and will share with the group. This is the next piece to figure out then we can see what else we are looking to complete. A wish list of activities has been started on the budget spreadsheet to be sure nothing gets forgotten. There has been some talk in the community about the addition of a disc golf course at this site. It is an option, but may be better suited at another site where there is less going on but is something to consider.

- 5.4     Funding Update  
Stage 2 application to NOHFC is all but complete will be submitted October 19. The MAT Tax reserve has about \$136,000 in its MAT reserve, the committee would have to write a letter to council asking for a contribution to the project from that fund. Elaine is to put a letter together for submission to the new Council after the election.

6.     **Information**

7.     **Adjourn / Next Meeting Date - 5:38pm**

\_\_\_\_\_  
Advisory Committee Chair

\_\_\_\_\_  
T. Rob, Manager of Operations and Facilities





*SL*  
landscape  
structures®

PlaySense®  
Fun for all budgets.





# PlaySense®

Landscape Structures' pre-configured PlaySense® designs and efficient processes help keep costs down — for you and us. You'll get the same great components, strength, durability and high-quality standards as you get from our other playstructures. Choose from 28 complete designs in more colors than ever before. And it's all backed by our world-class warranty and service.

**Ready to play? Call 888.438.6574 or 763.972.5200 or visit [playlsi.com](http://playlsi.com).**



# The PlaySense® Peace of Mind

## Strong and durable.


Here are a few facts about PlaySense® construction:

### Decks

- Our strong, durable decks hold over 2 tons. That's a lot of kids. Or one giant elephant—if you have one.
- Deck holes are  $\frac{5}{16}$ " in diameter to provide more surface steel than decks with larger holes—supporting everyone every step of the way.
- Posts are attached outside the deck, not through, to ensure the greatest play space possible.

### Posts


- L-posts can hold over 10 times their required load for a single deck as specified by ASTM F1487 safety standard.
- Aluminum posts do not rust—so there's more time spent playing, not repairing.



## Finish

- ProShield®, our specially formulated primer and architectural-grade powdercoat, is applied to ensure UV protection, long-lasting color, glossy finish, less corrosion, fewer chips and less maintenance.
- We drill, punch and weld *before* we prime and paint to best protect the metal.

Three post styles found on PlaySense structures.



## Hardware

- Hardware is individually packaged and labeled per component. Perfect for fast and efficient community-build projects.
- Tamper-proof, stainless steel hardware with a thread-locking patch keeps all PlaySense components safe and secure.





### Installs easily.

There's no need to measure or adjust clamps. Pre-drilled holes and easy-to-follow assembly instructions make installation simple.

### Simple process.

- Some PlaySense playstructures can be purchased and installed in phases, making it easy for your budget.
- Landscape Structures playground consultants can handle everything for you. Site assessment. Playground design. Fundraising ideas. You name it. Just ask. Call 763.972.5200 or visit [playlsi.com](http://playlsi.com).



### Our warranty. Our word.

PlaySense comes with a 100-year limited warranty on posts, and a 15-year limited warranty on plastic and steel components. Beyond that, it's backed by our personal commitment to keep you satisfied now and well into the future. To learn more about our warranty, contact your Landscape Structures playground consultant or visit [playlsi.com](http://playlsi.com).







Ages 2-5





Color Palette AB shown

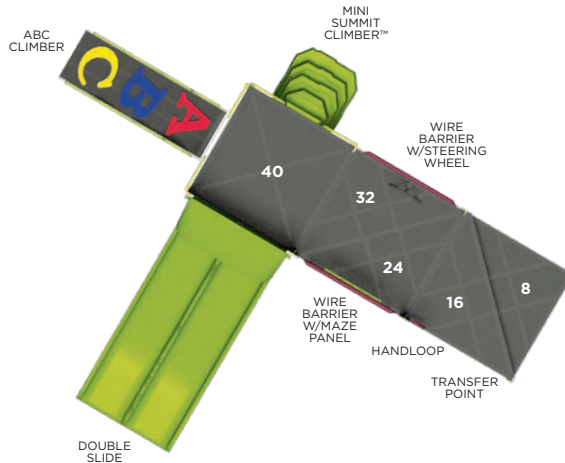


Tangerine Plum Limon Limon Gray

## Design 30 EZ

- Area required: 27'1" x 24'6" (8,25 m x 7,47 m) ASTM
- Maximum fall height: 40" (1,02 m)
- Elevated play events: 5

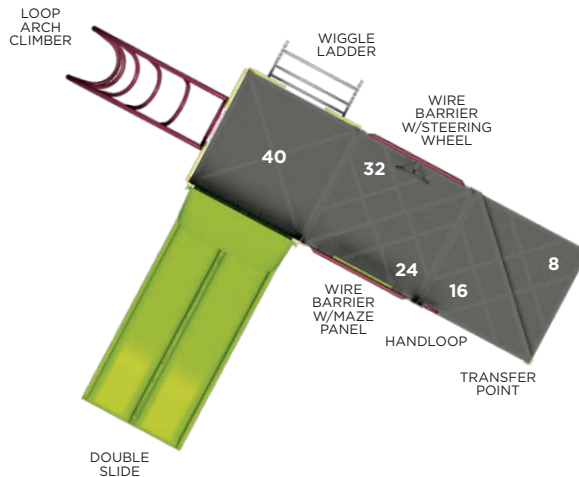
**Note:** To meet ADA, 2 ground-level play events are needed. See pages 24-29 for ideas.



## Design 30

- Area required: 26'9" x 24'6" (8,15 m x 7,47 m) ASTM
- Maximum fall height: 40" (1,02 m)
- Elevated play events: 5


**Note:** To meet ADA, 2 ground-level play events are needed. See pages 24-29 for ideas.



All deck heights are shown in inches.







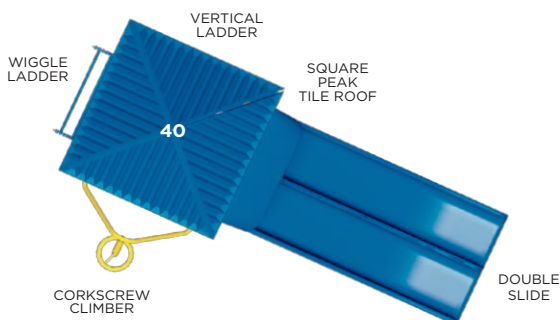
Color Palette AJ shown



## Design 32 EZ

- Area required: 24'6" x 20'1" (7,47 m x 6,12 m) ASTM
- Maximum fall height: 40" (1,02 m)
- Elevated play events: 4

**Note:** This structure does not meet ADA.



## Design 32

- Area required: 24'6" x 17'8" (7,47 m x 5,38 m) ASTM
- Maximum fall height: 48" (1,22 m)
- Elevated play events: 4

**Note:** This structure does not meet ADA.

All deck heights are shown in inches.





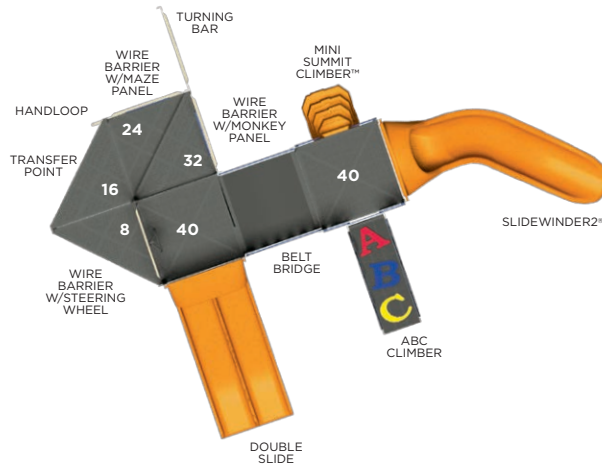
Color Palette AD shown



## Design 33 EZ

- Area required: 29'2" x 34'1" (8,89 m x 10,38 m) ASTM
- Maximum fall height: 47" (1,19 m)
- Elevated play events: 7
- Ground-level play events: 1

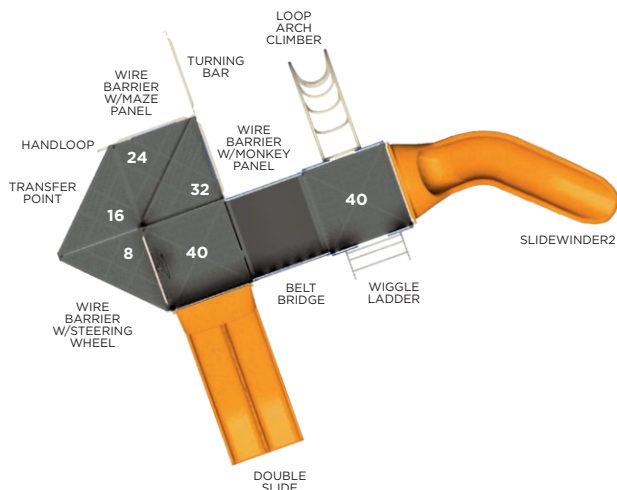
**Note:** To meet ADA, 1 additional ground-level play event is needed. See pages 24-29 for ideas.



## Design 33

- Area required: 29'2" x 34'1" (8,89 m x 10,38 m) ASTM
- Maximum fall height: 47" (1,19 m)
- Elevated play events: 7
- Ground-level play events: 1

**Note:** To meet ADA, 1 additional ground-level play event is needed. See pages 24-29 for ideas.



All deck heights are shown in inches.





## Phases 1 and 2 complete



All deck heights are shown in inches.



Color Palette AC shown



## Design 34 EZ

This playstructure can be purchased in phases.

### Phase 1

- Area required: 28'3" x 23'4" (8,61 m x 7,11 m) ASTM
- Maximum fall height: 40" (1,02 m)
- Elevated play events: 6

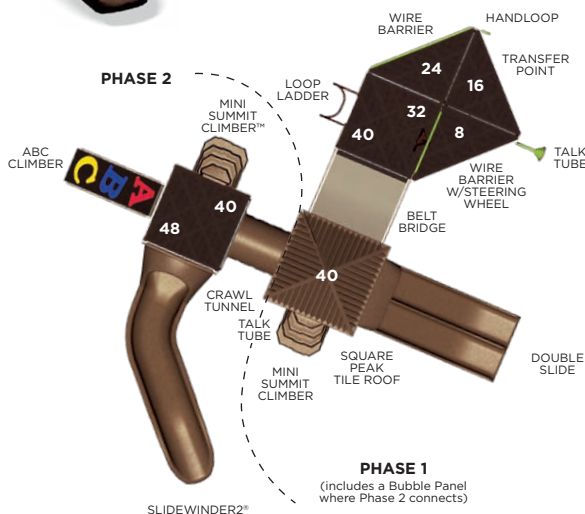
**Note:** To meet ADA, 2 ground-level play events are needed. See pages 24-29 for ideas.

### Phases 1 and 2 complete

- Area required: 34'11" x 33' (10,64 m x 10,06 m) ASTM
- Maximum fall height: 48" (1,22 m)
- Elevated play events: 10

**Note:** To meet ADA, 3 ground-level play events are needed. See pages 24-29 for ideas.

**Note:** Phases must be purchased in order (Phase 1, Phase 2, etc.).



## Design 34

This playstructure can be purchased in phases.

### Phase 1

- Area required: 28'3" x 24'3" (8,61 m x 7,39 m) ASTM
- Maximum fall height: 48" (1,22 m)
- Elevated play events: 6

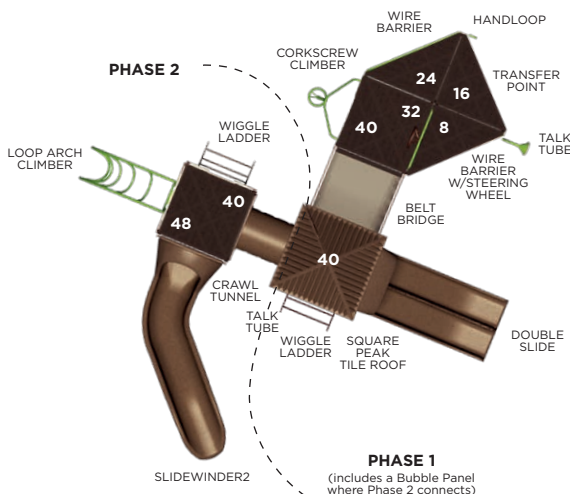
**Note:** To meet ADA, 2 ground-level play events are needed. See pages 24-29 for ideas.

### Phases 1 and 2 complete

- Area required: 34'10" x 32'11" (10,61 m x 10,03 m) ASTM
- Maximum fall height: 48" (1,22 m)
- Elevated play events: 10

**Note:** To meet ADA, 3 ground-level play events are needed. See pages 24-29 for ideas.

**Note:** Phases must be purchased in order (Phase 1, Phase 2, etc.).





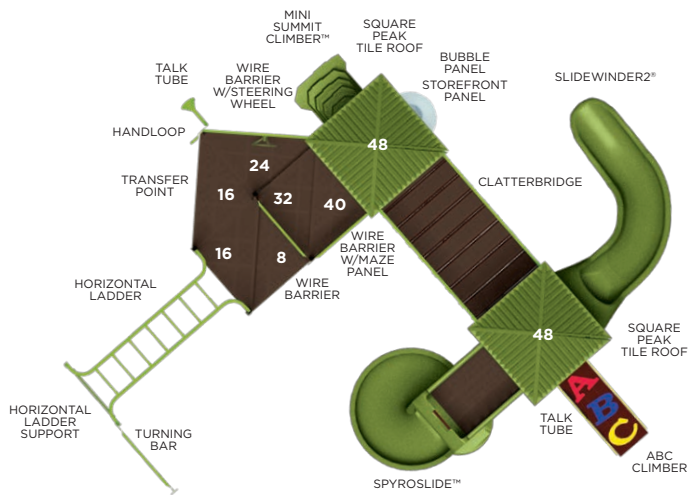
Color Palette AH shown



## Design 40 EZ

- Area required: 34'1" x 36' (10,39 m x 10,97 m) ASTM
- Maximum fall height: 60" (1,52 m)
- Elevated play events: 9
- Ground-level play events: 2

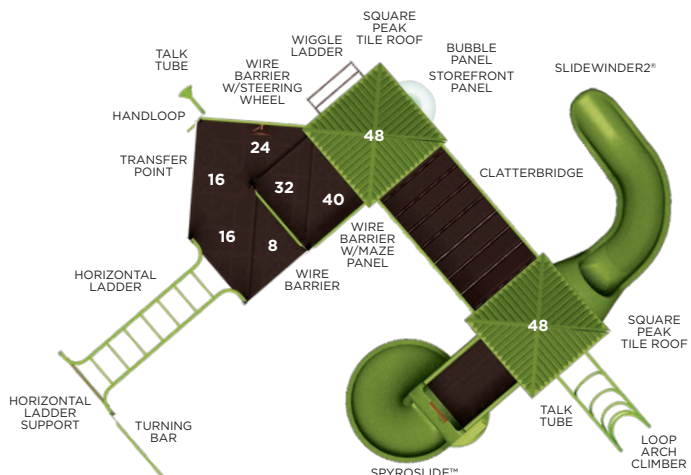
**Note:** To meet ADA, 1 additional ground-level play event is needed. See pages 24-29 for ideas.



## Design 40

- Area required: 33'8" x 36' (10,26 m x 10,97 m) ASTM
- Maximum fall height: 60" (1,52 m)
- Elevated play events: 9
- Ground-level play events: 2

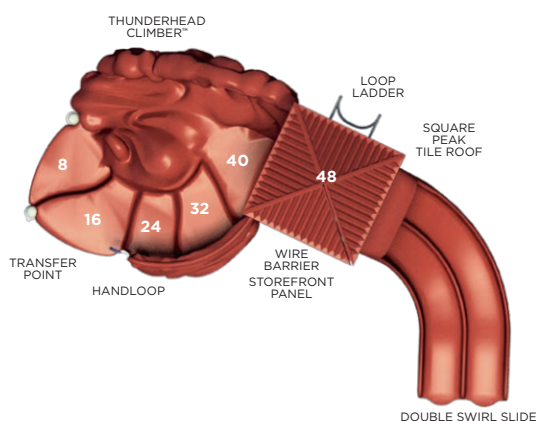
**Note:** To meet ADA, 1 additional ground-level play event is needed. See pages 24-29 for ideas.



All deck heights are shown in inches.

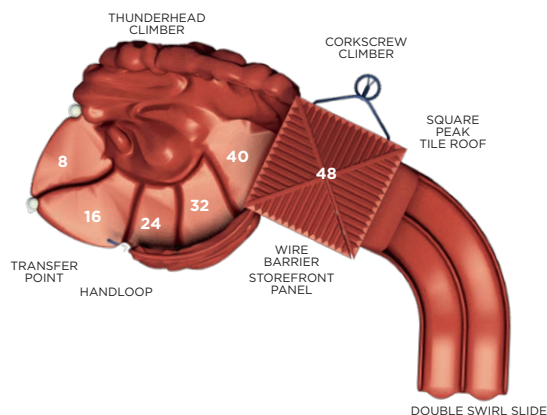






## Design 41 EZ

- Area required: 20'8" x 30'3" (6,29 m x 9,22 m) ASTM
- Maximum fall height: 48" (1,22 m)
- Elevated play events: 3
- Ground-level play events: 1



## Design 41

- Area required: 21'7" x 30'3" (6,57 m x 9,22 m) ASTM
- Maximum fall height: 48" (1,22 m)
- Elevated play events: 3
- Ground-level play events: 1

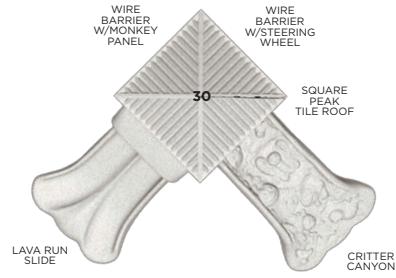
Color Palette AK shown



Metallic Silver Denim Brick Brick Gray

All deck heights are shown in inches.





Color Palette AP shown



## Design 42

- Area required: 20'8" x 20'8" (6,29 m x 6,29 m) ASTM
- Maximum fall height: 30" (0,76 m)
- Elevated play events: 3

**Note:** This structure does not meet ADA.

All deck heights are shown in inches.



All deck heights are shown in inches.

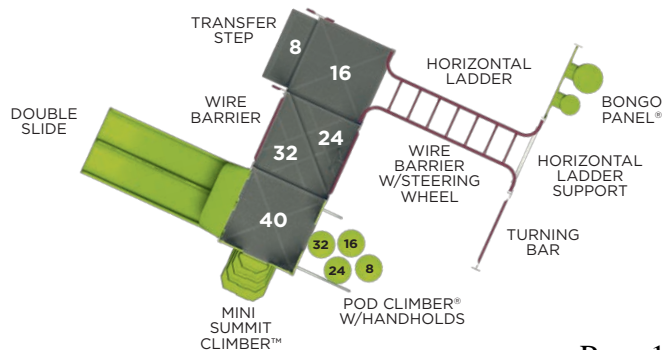


Color Palette AL shown



## Design 60

- Area required: 28'5" x 30'5" (8,66 m x 9,27 m) ASTM
- Maximum fall height: 60" (1,52 m)
- Elevated play events: 5
- Ground-level play events: 2







Ages 5-12



All deck heights are shown in inches.



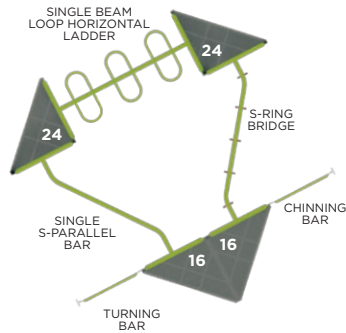
Color Palette AA shown



## Design 300

- Area required: 26'2" x 26'2" (7,97 m x 7,97 m) ASTM
- Maximum fall height: 92" (2,34 m)
- Elevated play events: 3
- Ground-level play events: 2

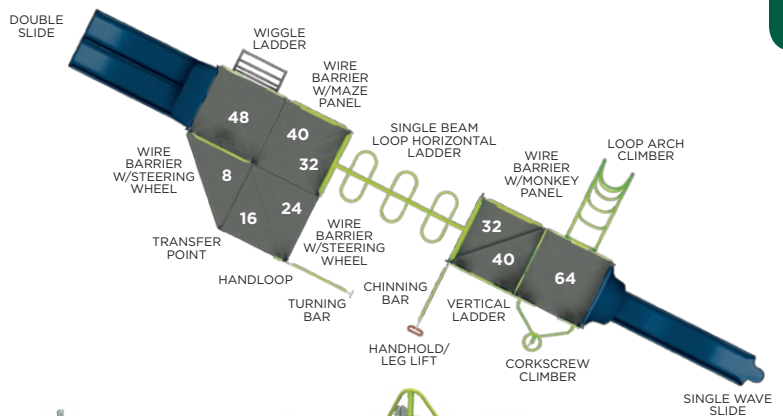
**Note:** This structure does not meet ADA.



## Design 301

- Area required: 49'9" x 23'4" (15,16 m x 7,11 m) ASTM
- Maximum fall height: 84" (2,13 m)
- Elevated play events: 10
- Ground-level play events: 3

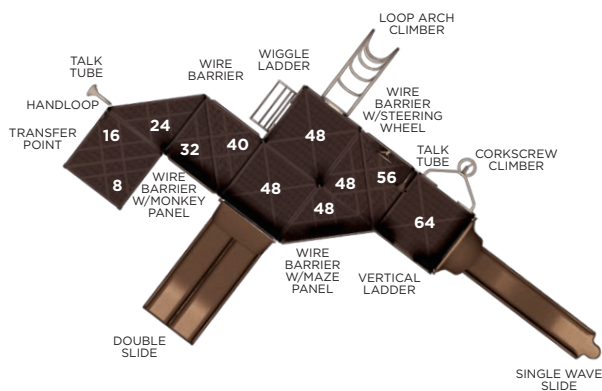
Color Palette AA shown



All deck heights are shown in inches.







## Design 302

- Area required: 39'7" x 29'10"  
(12,06 m x 9,09 m) ASTM
- Maximum fall height:  
72" (1,83 m)
- Elevated play events: 9

**Note:** To meet ADA, 3 ground-level play events are needed. See pages 24-29 for ideas.

### Color Palette AF shown



All deck heights are shown in inches.  
To meet CSA Standards, replace the Single Wave Slide with a Double Swoosh Slide®.





Phases 1 and 2 complete

## Design 304

This playstructure can be purchased in phases.

### Phase 1

- Area required: 41'5" x 24'4" (12,62 m x 7,41 m) ASTM
- Maximum fall height: 70" (1,78 m)
- Elevated play events: 8
- Ground-level play events: 1

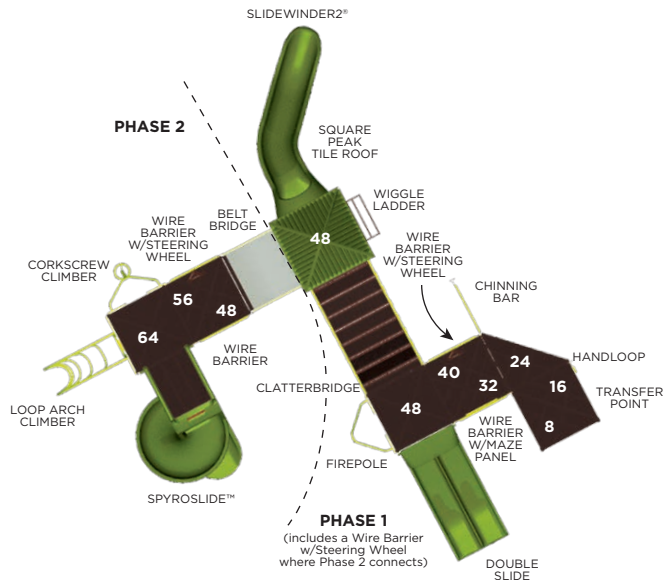
**Note:** To meet ADA, 2 additional ground-level play events are needed. See pages 24-29 for ideas.

### Phases 1 and 2 complete

- Area required: 41'5" x 37'2" (12,62 m x 11,33 m) ASTM
- Maximum fall height: 72" (1,83 m)
- Elevated play events: 12
- Ground-level play events: 1

**Note:** To meet ADA, 3 additional ground-level play events are needed. See pages 24-29 for ideas.

**Note:** Phases must be purchased in order (Phase 1, Phase 2, etc.).



Color Palette AH shown



Brown Limon Leaf Limon Brown

All deck heights are shown in inches.



To verify product certification, visit [www.ipma.org](http://www.ipma.org).

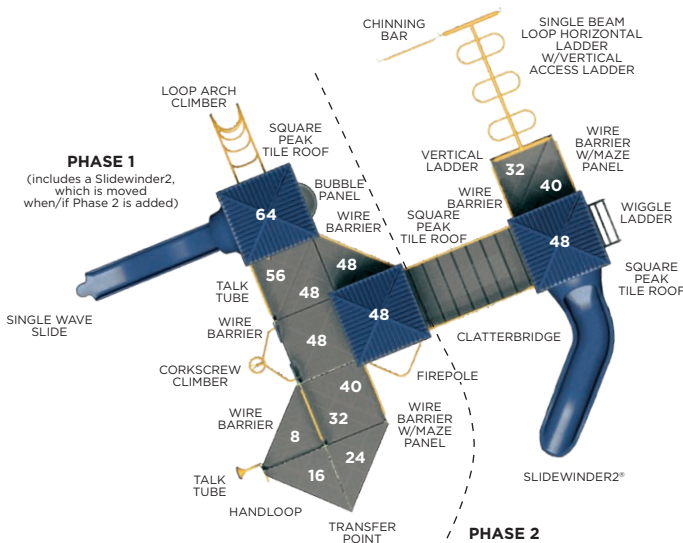
To verify product certification, visit [www.ipma.org](http://www.ipma.org).

To verify product certification, visit [www.ipma.org](http://www.ipma.org).





Phases 1 and 2 complete



## Design 306

This playstructure can be purchased in phases.

### Phase 1

- Area required: 37'11" x 33'9" (11,55 m x 10,29 m) ASTM
- Maximum fall height: 64" (1,63 m)
- Elevated play events: 7

**Note:** To meet ADA, 2 ground-level play events are needed. See pages 24-29 for ideas.

### Phases 1 and 2 complete

- Area required: 41'11" x 35'7" (12,78 m x 10,84 m) ASTM
- Maximum fall height: 84" (2,13 m)
- Elevated play events: 12
- Ground-level play events: 1

**Note:** To meet ADA, 3 additional ground-level play events are needed. See pages 24-29 for ideas.

**Note:** Phases must be purchased in order (Phase 1, Phase 2, etc.).

All deck heights are shown in inches. To meet CSA Standards, replace the Single Wave Slide with a Double Swoosh Slide.



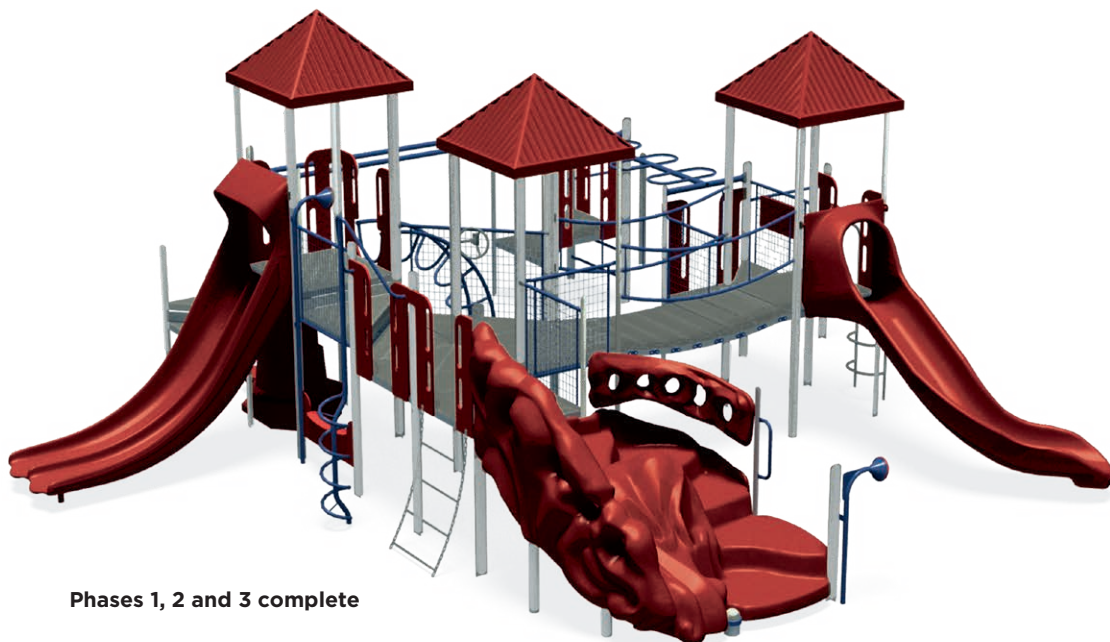
Color Palette AG shown



Limon Tangerine Denim Denim Gray

## playisi.com 17





Phases 1, 2 and 3 complete

## Design 400

This playstructure can be purchased in phases.

### Phase 1

- Area required: 28'2" x 35' (8,58 m x 10,67 m) ASTM
- Maximum fall height: 64" (1,63 m)
- Elevated play events: 8
- Ground-level play events: 1

**Note:** To meet ADA, 2 additional ground-level play events are needed. See pages 24-29 for ideas.

### Phases 1 and 2

- Area required: 35' x 41'5" (10,67 m x 12,62 m) ASTM
- Maximum fall height: 71" (1,80 m)
- Elevated play events: 13
- Ground-level play events: 3

**Note:** To meet ADA, 1 additional ground-level play event is needed. See pages 24-29 for ideas.

### Phases 1, 2 and 3 complete

- Area required: 40'2" x 41'5" (12,24 m x 12,62 m) ASTM
- Maximum fall height: 84" (2,13 m)
- Elevated play events: 15
- Ground-level play events: 4

**Note:** To meet ADA, 1 additional ground-level play event is needed. See pages 24-29 for ideas.

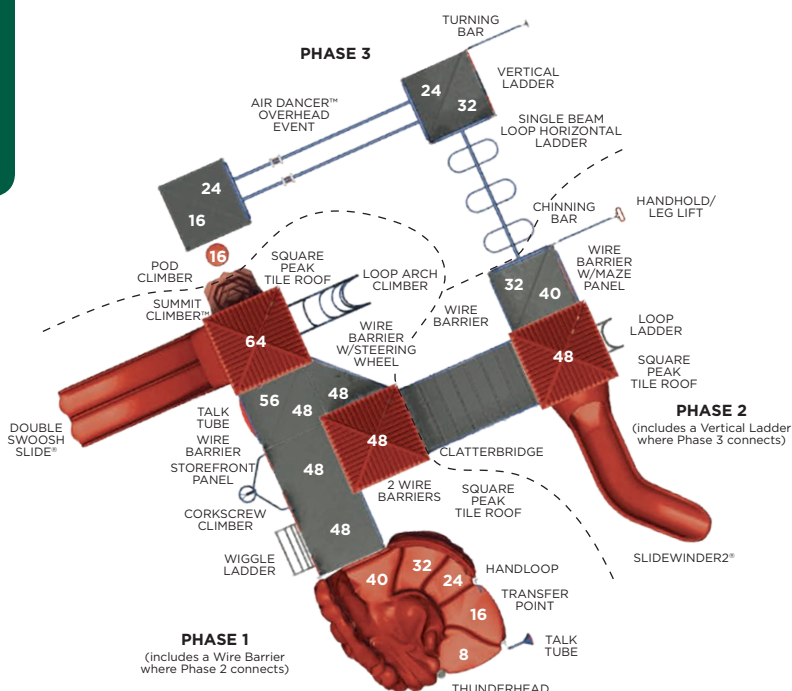
**Note:** Phases must be purchased in order (Phase 1, Phase 2, etc.).

All deck heights are shown in inches.




To verify product certification, visit [www.ipema.org](http://www.ipema.org)

To verify product certification, visit [www.ipema.org](http://www.ipema.org)



### Color Palette AK shown





Phases 1 and 2 complete

## Design 401

This playstructure can be purchased in phases.

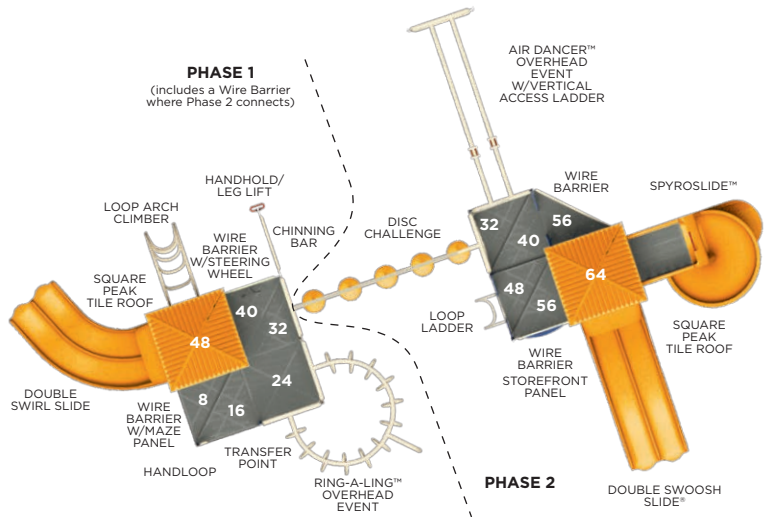
### Phase 1

- Area required: 27'3" x 30'6" (8,30 m x 9,29 m) ASTM
- Maximum fall height: 90" (2,29 m)
- Elevated play events: 5
- Ground-level play events: 2

### Phases 1 and 2 complete

- Area required: 37'5" x 50'9" (11,40 m x 15,46 m) ASTM
- Maximum fall height: 90" (2,29 m)
- Elevated play events: 10
- Ground-level play events: 3

**Note:** Phases must be purchased in order (Phase 1, Phase 2, etc.).



Color Palette AD shown



Denim Vanilla Tangerine Denim Gray

All deck heights are shown in inches.





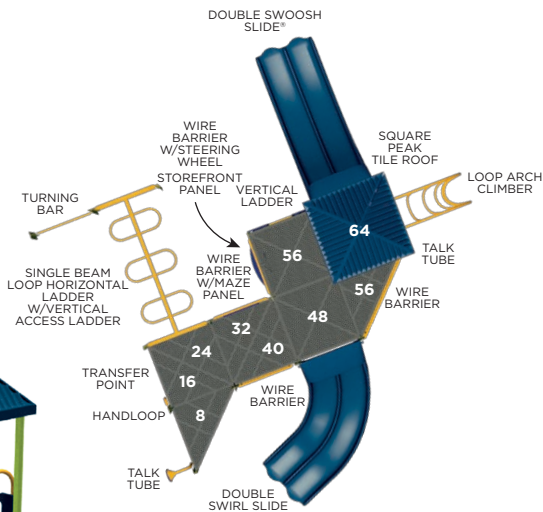
All deck heights are shown in inches.



Color Palette AG shown



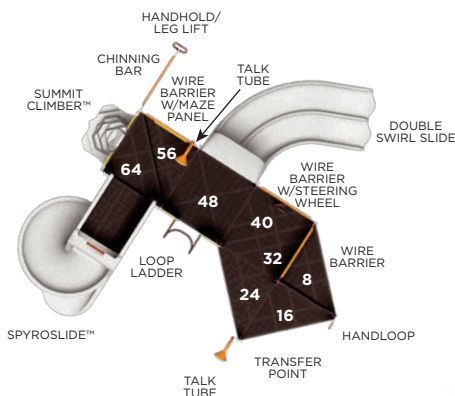
Limon Tangerine Denim Denim Gray



## Design 402

- Area required: 33'9" x 34'8" (10,29 m x 10,57 m) ASTM
- Maximum fall height: 84" (2,13 m)
- Elevated play events: 8
- Ground-level play events: 2


**Note:** To meet ADA, 1 additional ground-level play event is needed. See pages 24-29 for ideas.



## Design 403

- Area required: 27'11" x 29'11" (8,50 m x 9,12 m) ASTM
- Maximum fall height: 72" (1,83 m)
- Elevated play events: 7
- Ground-level play events: 2

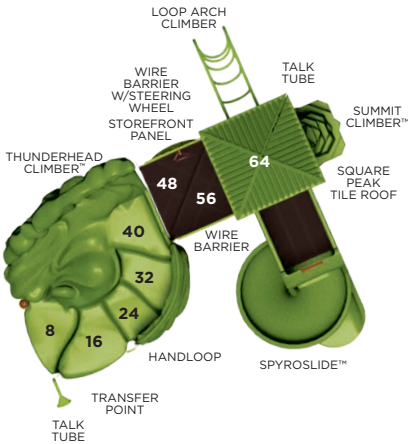
Color Palette AP shown



Plum Orange Granite Tangerine Brown

All deck heights are shown in inches.





Color Palette AH shown



All deck heights are shown in inches.



## Design 404

- Area required: 28' x 26'10" (8,53 m x 8,17 m) ASTM
- Maximum fall height: 72" (1,83 m)
- Elevated play events: 6
- Ground-level play events: 1

**Note:** To meet ADA, 1 additional ground-level play event is needed. See pages 24-29 for ideas.

## Design 500

This playstructure can be purchased in phases.

### Phase 1

- Area required: 33'6" x 36'1" (10,21 m x 11,00 m) ASTM
- Maximum fall height: 69" (1,75 m)
- Elevated play events: 8
- Ground-level play events: 3

### Phases 1 and 2 complete

- Area required: 42' x 48'9" (12,80 m x 14,85 m) ASTM
- Maximum fall height: 69" (1,75 m)
- Elevated-play events: 14
- Ground-level play events: 5

**Note:** Phases must be purchased in order (Phase 1, Phase 2, etc.).



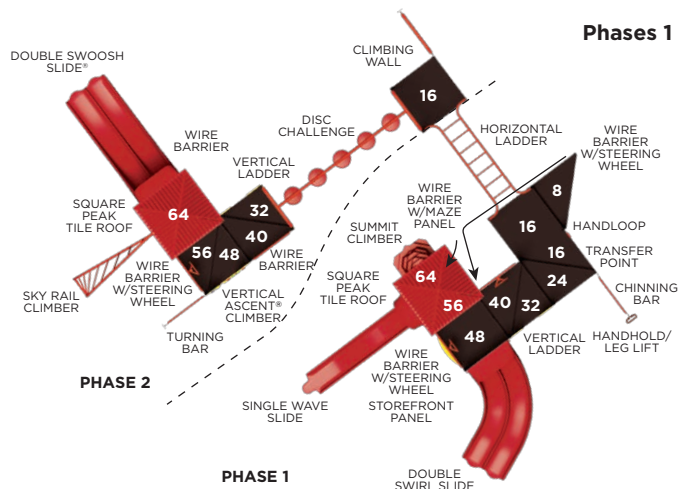
Phases 1 and 2 complete

Color Palette AE shown



Black Red Red Yellow Brown

All deck heights are shown in inches.  
To meet CSA Standards, replace the Single Wave Slide with a SlideWinder2®.



PHASE 1

PHASE 2



## Design 600

- Area required: 29'1" x 31' (8,86 m x 9,44 m) ASTM
- Maximum fall height: 84" (2,13 m)
- Elevated play events: 7
- Ground-level play events: 2

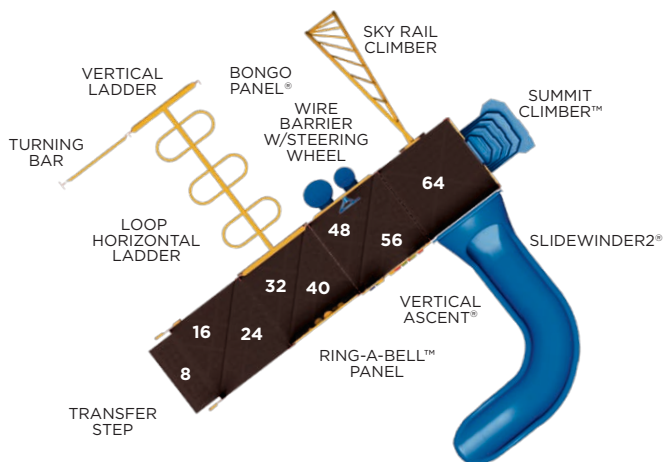
All deck heights are shown in inches.



Color Palette AJ shown



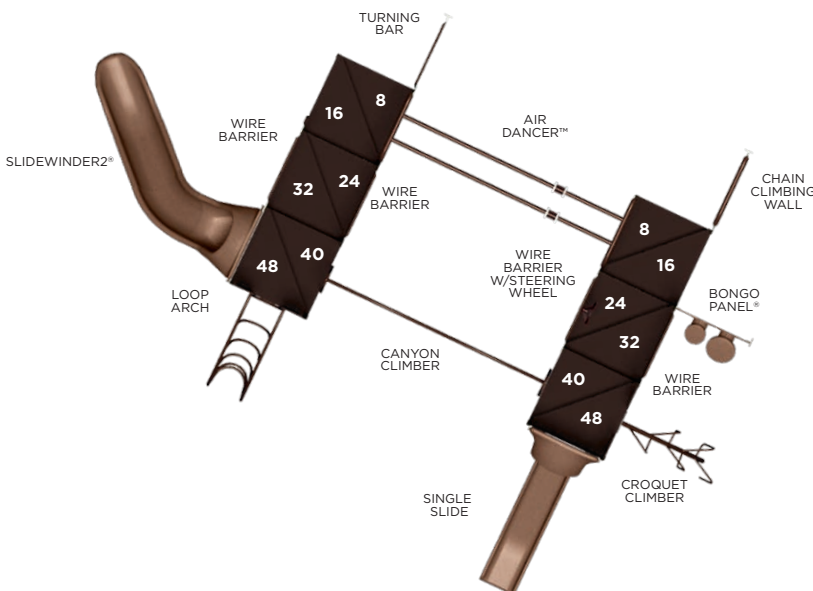
Red Yellow Blue Yellow Brown







Color Palette A1 shown



## Design 601

- Area required: 33'4" x 41'9" (10,16 m x 12,72 m) ASTM
- Maximum fall height: 83" (2,11 m)
- Elevated play events: 7
- Ground-level play events: 3

All deck heights are shown in inches.



To verify product certification, visit [www.ipema.org](http://www.ipema.org)



To verify product certification, visit [www.ipema.org](http://www.ipema.org)



# Freestanding Play

Complement your PlaySense® structure with freestanding play events. What you see here is a small taste of all the fun to be had. Talk to your playground consultant or visit **playlsi.com** to see our complete lineup of products.







Seesaw—2-Seat  
#148636



Whimsy Rider™  
Sea Horse  
#135535









**DigiRiders™**

Butterfly  
#233057



Ages 6 months - 5 years



Dinosaur #233058



Fire Engine #233054



Rocket Ship #233055



Tractor #233056



Horse #233060



Police Car #233053



Bear #233059



Chicken #233061



Rushwinder  
#189314

40" Poly Slide  
#100046



Wave Poly  
Slide  
#100046



SpyroSlide™  
#203791



Sway Fun® Glider  
#138871



Curved  
Balance  
Beam  
#100041



**Rhapsody® Outdoor Musical Instruments**  
*All ages*



Rhapsody Drums: U.S. Patent numbers 9,734,808, 9,818,384 and other patent pending  
Rhapsody Metallophones: U.S. Patent numbers 9,773,482 and other patent pending

**Rhapsody® Outdoor Musical Instruments**  
*Ages 2-5*







Patent pending

**GeoPlex®**  
Climbing Wall  
#219510



**Sky Rail Climber**  
#146813



**Starburst™**  
Climber  
#158426



**Wee Planet™**  
Climber  
#200677



**JigJag Climber**  
#201889



**Block Climber—**  
9-Block  
#117966

Ages 2-12



**Cascade Climber**  
4-Panel  
#150977



Spider Web Climber  
#136159



Rainbow Climber  
#10038



Cozy Dome®  
(Ages 2 to 12)  
#168099



Clear Paint Panel  
#112621



Sandbox with Play Table  
#120458



Elevated Sand Table  
#136233



Splash Circuit™  
Sand and Water Station  
#126202







\*Note: Seats and chains sold separately



## Site Furnishings

Pair your PlaySense® structure with the kaleidoscope brilliance of the Vivid Site Furnishings Collection. These colorful, classic designs coordinate perfectly with any PlaySense structure.



### Kaleidoscope Bench

- 73% post-consumer recycled Permalene® material
- Random multi-color pieces for seat and back as shown
- Select any recycled Permalene color for end panels
- In 60" length, with or without back
- Available with or without handles
- Direct bury or surface mount
- #186588

### Kaleidoscope Recycling Receptacle and Kaleidoscope Litter Receptacle

- 73% post-consumer recycled Permalene® material
- Select two recycled Permalene colors; alternating pattern as shown
- Lid attached with cable
- 32-gallon liner
- #186590 Recycling
- #186589 Litter







### TenderTuff™ Picnic Table

- Choose any ProShield® color for frame and any TenderTuff color for tabletop and seats
- 72" or 92" lengths available
- 92" tables with 72" seats provide easy wheelchair access
- #141684



### Square Picnic Table

- Choose any ProShield color for frame and any TenderTuff color for tabletop and seats
- Space-efficient table designed to be easily moved
- 42"-square tabletop; 32"-long seats
- A variety of configurations for wheelchair access
- #154345



### Loop Rack

- Available in any ProShield or TenderTuff color
- Holds up to seven bikes
- #100102



### TenderTuff Bench

- Choose any ProShield color for frame and any TenderTuff color for back and seat
- 72" or 92" lengths, with or without back
- #141683



### TenderTuff Litter Receptacle

- 32-gallon liner
- Optional cover
- Perforated steel panel available in any TenderTuff color
- #141685

## SkyWays® and CoolToppers® Shade Products

Landscape Structures shade products provide cool and reliable shade for any play, rest or activity area. Years of industry experience in providing shade for some of the country's sunniest locales has led to the addition of SkyWays Shade Products. Along with CoolToppers Shade Products, they're the most versatile way to shade kids and families from up to 97 percent of harmful UV rays and keep structures as much as 30-degrees cooler on the steamiest of days. Choose from two types of shade products: SkyWays offers the largest break from the sun, and CoolToppers provides shade to targeted areas. What you see here is a sampling of available shade products. Go to [playlsi.com/shade](http://playlsi.com/shade) to see more.







CoolToppers®  
Pyramid  
Available 18' x 18' through 30' x 30'  
#159881-159883



CoolToppers Single Post Shade  
#154397



CoolToppers  
Single Post  
Shade with  
Cool Mister  
#155072



CoolToppers Full Sail  
#136759



# Pick your palette

Tour through our carefully curated palettes and discover how color can tie your whole playground together. All of our colors take a cue from nature—from green trees and blue sky to minerals, birds, spices, fruits and more—to create vibrant hues that stimulate the senses and perfectly coordinate with the outdoors.

	POSTS (PROSHIELD®)	COMPONENTS (PROSHIELD)	POLYETHYLENE	PERMALENE®	DECKS (TENDERTUFF™)
					
<b>Palette AA</b>	 Metallic Silver	 Limon	 Denim	 Limon	 Gray
<b>Palette AB</b>	 Tangerine	 Plum	 Limon	 Limon	 Gray
<b>Palette AC</b>	 Brown	 Leaf	 Acorn	 Acorn	 Brown
<b>Palette AD</b>	 Denim	 Vanilla	 Tangerine	 Denim	 Gray
<b>Palette AE</b>	 Black	 Red	 Red	 Yellow	 Brown
<b>Palette AF</b>	 Brown	 Acorn	 Acorn	 Acorn	 Brown
<b>Palette AG</b>	 Limon	 Tangerine	 Denim	 Denim	 Gray
<b>Palette AH</b>	 Brown	 Limon	 Leaf	 Limon	 Brown
<b>Palette AI</b>	 Leaf	 Brown	 Acorn	 Acorn	 Brown
<b>Palette AJ</b>	 Red	 Yellow	 Blue	 Yellow	 Brown
<b>Palette AK</b>	 Metallic Silver	 Denim	 Brick	 Brick	 Gray
<b>Palette AL</b>	 Vanilla	 Plum	 Limon	 Limon	 Gray
<b>Palette AM</b>	 Tangerine	 Metallic Silver	 Limon	 Limon	 Gray
<b>Palette AN</b>	 Metallic Silver	 Tangerine	 Denim	 Denim	 Gray
<b>Palette AO</b>	 Pine Green	 Brown	 Tan	 Tan	 Brown
<b>Palette AP</b>	 Plum	 Orange	 Granite	 Tangerine	 Brown
<b>Palette AQ</b>	 Buttercup	 Grass	 Limon	 Leaf	 Gray
<b>Palette AR</b>	 Sky	 Denim	 Denim	 Gray	 Gray
<b>Palette AS</b>	 Metallic Silver	 Carbon	 Denim	 Gray	 Gray
<b>Palette AT</b>	 Sky	 Lagoon	 Acorn	 Denim	 Brown
<b>Palette AU</b>	 Buttercup	 Grass	 Acorn	 Acorn	 Brown
<b>Palette AV</b>	 Lagoon	 Tangerine	 Tangerine	 Gray	 Gray
<b>Palette AW</b>	 Carbon	 Sky	 Limon	 Gray	 Gray

	POSTS (PROSHIELD®)	COMPONENTS (PROSHIELD)	POLYETHYLENE	PERMALENE®	DECKS (TENDERTUFF™)
					
<b>Palette AX</b>	 Acorn	 Lagoon	 Acorn	 Sky	 Brown
<b>Palette AY</b>	 Limon	 Metallic Silver	 Lagoon	 Gray	 Gray
<b>Palette AZ</b>	 Blue	 Green	 Green	 Limon	 Gray
<b>Palette BA</b>	 Blue	 Yellow	 Red	 Blue	 Brown
<b>Palette BB</b>	 Carbon	 Peacock	 Lagoon	 Limon	 Gray
<b>Palette BC</b>	 Cool Silver	 Peacock	 Blue	 Sky	 Gray
<b>Palette BD</b>	 Peacock	 Buttercup	 Lagoon	 Buttercup	 Gray
<b>Palette BE</b>	 Black	 Lagoon	 Gray	 Sky	 Gray
<b>Palette BF</b>	 Dune	 Acorn	 Tangerine	 Acorn	 Brown
<b>Palette BG</b>	 Metallic Silver	 Sky	 Buttercup	 Gray	 Gray
<b>Palette BH</b>	 Paprika	 Peacock	 Gray	 Limon	 Gray
<b>Palette BI</b>	 Paprika	 Sky	 Lagoon	 Sky	 Gray
<b>Palette BJ</b>	 Peacock	 Blue	 Limon	 Limon	 Gray
<b>Palette BK</b>	 Paprika	 Tangerine	 Acorn	 Acorn	 Brown
<b>Palette BL</b>	 Peacock	 Buttercup	 Granite	 Yellow	 Gray
<b>Palette BM</b>	 Denim	 Dune	 Lagoon	 Sky	 Gray
<b>Palette BN</b>	 Sky	 Metallic Silver	 Limon	 Grass	 Gray
<b>Palette BO</b>	 Peacock	 Cranberry Red	 Lagoon	 Limon	 Gray
<b>Palette BP</b>	 Tangerine	 Lagoon	 Gray	 Sky	 Gray
<b>Palette BQ</b>	 Vanilla	 Peacock	 Lagoon	 Tangerine	 Brown
<b>Palette BR</b>	 Metallic Silver	 Blue	 Blue	 Red	 Gray
<b>Palette BS</b>	 Vanilla	 Peacock	 Buttercup	 Lagoon	 Gray
<b>Palette BT</b>	Dune	Denim	Leaf	Brick	Brown



# Color Choices

## ProShield® Colors

For posts and components, ProShield® finish combines a specially formulated primer with a high-quality, architectural-grade powdercoat top layer. The result is enhanced longevity, greater protection against harsh UV rays, prevention from corrosion, and improved product performance.




## Recycled Permalene® Panels

Permalene® panels with a recycled core are a smart choice for your playground and the environment. Available in the 16 colors shown, the distinctive black core results from combining and recycling colored plastic—waste that would otherwise end up in landfills.





Brown




Gray



### TenderTuff™ Coating

For swing chains, handholds, pipe barriers, wheels, rings, etc. Insulates against temperature extremes and provides a safer grip surface compared to painted metal.



Black

Red

### Steel-Reinforced Cables

Made of tightly woven, polyester-wrapped, six-stranded galvanized-steel cable. These abrasion-resistant, color-stable cables are extremely durable and vandal resistant.



Buttercup



Limon



Leaf



Green



Blue



Denim



Lagoon



Brick



Red




Tangerine



Tan



Acorn




Granite




Gray


**Polyethylene** For slides, tunnels, roofs, etc. The heavy-duty rotationally molded polyethylene material ensures strength and durability while resisting cracking, fading and peeling. \*Buttercup, Limon, Leaf, Denim, Brick, Tangerine, Acorn and Granite are color blends.



Denim



Blue



Lagoon



Pine Green



Yellow




Metallic Silver



Brown




Tan



Black



Gun Metal




Sky Blue




Rivergum




Cherry Red



Deep Ochre




Cayenne



Cedar



Natural



Slate Gray



Cobalt Blue



Olive



Terracotta



Beige



Ivory

FLAME RETARDANT

**SkyWays® and CoolToppers® Shade Fabrics** Designed to block up to 97% of UV rays and keep playground temperatures 30 degrees cooler.



# No one sets the bar higher

We're proud to lead the way and promote healthy lifestyles for children and families, a cleaner environment and strong communities. We're a founding member of the International Play Equipment Manufacturers Association (IPEMA™), an organization that ensures quality and safety for all playground equipment. In addition, we are certified to both ISO 9001:2015 and ISO 14001:2015 standards, which help ensure that all of our products are safe for children and the environment, and that our equipment is consistently manufactured to the highest-quality standards. In fact, we were the first North American playground equipment manufacturer to be ISO 14001 certified.



Landscape Structures is a member in good standing of **IPEMA**, the **International Play Equipment Manufacturers Association**. IPEMA is a member-driven, international trade organization that represents and promotes an open market for manufacturers of play equipment.



To verify product certification, visit [www.ipema.org](http://www.ipema.org)



To verify product certification, visit [www.ipema.org](http://www.ipema.org)

In the interest of playground safety, IPEMA provides a Third Party Certification Service whereby a designated independent laboratory validates a participant's certification of conformance to ASTM F1487, Standard Consumer Safety Performance Specification for Playground Equipment for Public Use, except sections 7.1.1, 10 and 12.6.1; CAN/CSA Z614, Children's Playspaces and Equipment Standards, except clauses 9.8, 10 and 11; or both. The use of the corresponding logo in the Landscape Structures Inc. catalog signifies that Landscape Structures Inc. has received written validation from the independent laboratory that the product(s) associated with the use of the logo conforms with the requirements of the indicated standards. Check the IPEMA website ([www.ipema.org](http://www.ipema.org)) to confirm product certification. The use zone and fall height requirements in this publication are shown to ASTM standards. The requirements for other standards may be different. According to the CSA, playground maintenance and inspection is a continuous and integral part of budgetary costs. The cost of inspection and maintenance shall be considered and incorporated into the budget at the time of design, purchase of equipment and installation (11.1.1 Budgeting).

## International Play Equipment Manufacturers Association

4305 N. Sixth St., Suite A  
Harrisburg, PA 17110  
[www.ipema.org](http://www.ipema.org)

**The Consumer Product Safety Commission (CPSC)** is a governmental organization that provides technical safety guidelines for designing, constructing, operating and maintaining public playgrounds.

## U.S. Consumer Product Safety Commission

4330 East West Hwy.  
Bethesda, MD 20814  
[www.cpsc.gov](http://www.cpsc.gov)



**The American Society for Testing and Materials (ASTM)** is a scientific and technical organization that is a major developer of standards for testing different types of materials. In 1993, the ASTM published "Standard Consumer Safety Performance Specifications for Playground Equipment for Public Use," designation F1487-93. ASTM is more technical than the CPSC. ASTM revised its old standard and published a new standard in 1995, 1998, 2001, 2005, 2007 and again in 2011.



## American Society for Testing and Materials

100 Barr Harbor Dr.  
P.O. Box C700  
West Conshohocken, PA 19428  
[www.astm.org](http://www.astm.org)

## The Canadian Standards Association

Nearly all equipment developed by Landscape Structures is certified to meet CAN/CSA-Z614-07, the Children's Playspaces and Equipment Standard, through IPEMA.

**The European Standard** was developed by the European Committee for Standardization. The majority of Landscape Structures products have been designed to be TÜV certified by a third-party validator to EN 1176: 2008, the European Standard for Playground Equipment.

**Products covered under the scope of the Standard are certified to ASTM F1487**, Standard Consumer Safety Performance Specification for Playground Equipment for Public Use, and Canadian Standards Association (CSA) Standard CAN/CSA Z614, Children's Playspaces and Equipment; or both, except as noted.

Virtually all of the products displayed in this catalog have been certified to be in conformance with the European Standard EN 1176, Parts 1-6 and 11. TÜV Product Service, Danvers, Mass., is the certifying engineering agency for Landscape Structures' products.

The ISO 9001:2015 standard and the ISO 14001:2015 standard provide guidelines for establishing our quality and environmental programs ([www.iso.org](http://www.iso.org)).

**ISO 9001:2015** has a process-oriented structure, is customer focused and emphasizes continuous improvement in quality.

**ISO 14001:2015** drives us toward operating in a manner that is environmentally conscious.

Landscape Structures has been approved as an Authorized Provider of continuing education and training by the International Association for Continuing Education and Training (IACET) and the Landscape Architecture Continuing Education System™ (LA CES).

For additional information or copies of our certifications, please contact your Landscape Structures playground consultant.

IPEMA™ is a trademark of the International Play Equipment Manufacturers Association.









*LS*  
**landscape  
structures®**



601 7th St. South  
Delano, MN 55328-8605  
888.438.6574  
763.972.5200  
**playsi.com**

# LEGION PARK REHABILITATION PROJECT

## Splash Park Budget

	Cost	Item Details
Splash park		
Materials	\$ 154,863.46	Based on preliminary proposal
Installation	\$ 131,641.82	
Sewer/water/electrical services	\$ 30,000.00	New services to the splash park
Washrooms/Pump House	\$ 40,000.00	8' x 16' building
Walkways	\$ 30,000.00	70m of walkway
Contingency	\$ 10,000.00	
Total	\$ 396,505.28	

## Legion Park Rehabilitation Budget

Other Amenities	\$ 258,994.72	Park Equipment, Shade, Benches
Contingency	\$ 10,000.00	
Total	<u>\$ 268,994.72</u>	

TOTAL PROJECT BUDGET	\$ 665,500.00
----------------------	---------------

### Funding Opportunities

NOHFC	\$ 499,000.00	75% funding up to \$500,000 pending award
Tbaytel for Good	\$ 10,000.00	
Contributions from others	\$ 156,500.00	Fundraising target and other funding options

Total	\$ 665,500.00
-------	---------------

### Other Amenities List

Play Structures	\$ 150,000.00	
Basket Ball Court	\$ 35,000.00	
Disk Golf		
Perimeter Fence (\$300/m @ 310m)	\$ 93,000.00	min 185m for north and east sides (\$55,500)



Walking Track	
food truck slab	\$ 5,000.00
Shade Structures	
Rock Seating	\$ 10,000.00
<b>TOTAL</b>	<b>\$ 293,000.00</b>