

TOWN OF FORT FRANCES

AGENDA - April 2, 2018

SPECIAL MEETING - COMMITTEE OF THE WHOLE MEETING Committee Room, Civic Centre

Page

1. COMMITTEE OF THE WHOLE

(Session No. 121) 4:00 p.m.

1.1 Call to Order

1.2 Disclosure of pecuniary interest and the general nature thereof.

2. Administration and Finance Division

2.1 Budget Request - Resurface Elizabeth Street, York Avenue and Cornwall Avenue. 2 - 9

2.2 2018 Preliminary Capital Budget - Changes to Capital Budget since March 19, 2018 Draft Budget: 10 - 23

- Scenario 1

- Scenario 2

3. ADJOURNMENT

April 2, 2018

Report To: Mayor and Council

From: Travis Rob, Manager of Operations and Facilities

RE: Budget Request – Resurface Elizabeth Street, York Avenue, and Cornwall Avenue

At the September 25, 2017 meeting where the public was able to provide comments and requests for consideration in the 2018 budget process, a letter was received asking for Elizabeth Street between Cornwall Avenue and York Avenue as well as York Avenue to have curb and gutter to be installed. At the December 11, 2017 council meeting a request was received for Cornwall Avenue North from Sixth Street to Eighth Street to be resurfaced. At the October 4, 2017 Meeting of the Operations and Facilities Executive Committee the inclusion of a portion of 6th Street was decided to be included for the budget process.

In the 2018 Capital budget, costs were brought forward for the grinding of the existing asphalt or surface treated surfaces, regrading with the inclusion of additional granular A materials, compacted and a double layer of surface treatment to be installed with **no curb and gutter** or changes to the underground infrastructure on all of these road segments. The total cost for this work along all of these road segments is estimated at \$381,461.00. Since the discussion on these road segments started, administration has focused on our Asset Management Plan and the condition of the underground assets. Please see below summary of the assets, age and condition within these segments.

Location	Material Type	Install Date	Condition
Elizabeth Street (16 Households)			
Surface	HL4 Asphalt	1967	Poor - Various Patches from Watermain Breaks
Sanitary Sewer Main	Asbestos Cement	1967	Fair
Storm Sewer Main	PVC	1999	Very Good
Watermain	Ductile Iron	1967	Poor – 2 bolt connections
York Avenue (0 Households)			
Surface	Surface Treatment	1967	Poor
Sanitary Sewer Main	Asbestos Cement	1967	Fair
Storm Sewer Main	Corrugated Steel	1979	Good
Sixth Street West (18 Households)			
Surface	Surface Treatment	1979	Poor - Various Patches from Watermain Breaks and service installations
Sanitary Sewer Main	Asbestos Cement	1965	Fair
Watermain	Ductile Iron	1965	Poor – 2 bolt connections
Cornwall Avenue (25 Households)			

Surface	Surface Treatment	1999	Poor - Various Patches from Watermain Breaks and service installations
Sanitary Sewer Main	Asbestos Cement	1964	Fair
Watermain	Ductile Iron	1964	Poor – 2 Bolt Connections

As can be seen by the above table this entire area contains ductile iron watermain with 2-bolt connections which plague the Town due to a high failure rates. The Town over the past number of years has undertaken to replace this main in high risk areas such as along Kings Highway by Walmart due to the high consequence of failures. In the Town's Asset Management Plan this watermain type is tagged with a special risk profile increasing the risk of failure due to local experience. Further the road surfaces on these roadways, are poor, but not the worst condition roads within the Town. As determined through our 2017 Road Condition Assessment, 7 other road segments within the Town have a worse condition than the poorest road being discussed. Some are much higher volume roadways that impact many more residents, such as Mowat Avenue between Scott Street and Second Street for example.

Through this process these roadways have been toted as 'too old to resurface but too new to replace'. This statement is very true, especially when you look at the material types of the watermain in particular. This main would very likely fail simply due to the action of compacting the road base prior to applying the surface treatment. This would mean that watermain breaks would need to be dug, hopefully prior to applying the surface driving up the cost of this work. Alternatively, if the breaks did not show prior to applying the surface, the brand-new surface would have to be dug. These roads should be fully reconstructed to address the watermain, however there are higher volume, greater risk roadways with 2-bolt watermain and sections with more critical sanitary sewer and water mains that need to be addressed before these sections. Administration works to prioritize annual road works based on available funding, most critical infrastructure, opportunity to reduce downtime and operational costs and our asset management plan as opposed to only following complaints.

Should Council decide to move forward with this work, it is the recommendation of Administration that the pickup survey and design works be completed in 2018 with the work being tendered in 2019. The Operations and Facilities Division does not currently have the manpower to undertake this level of surveying, grading and compacting. The total length of roadway to be completed is 1120m in length including 3 intersections and over 60 driveways. The resurfacing of Fifth Street and Idylwild Drive were comparable in length and scope and completed with an Engineering student with survey experience. We have not filled that position with someone in the last number of summers and therefore would struggle to undertake the layout work. Splitting the work over two years will allow us to utilize our consultant to complete the survey work and our roadworks contractors to complete the work similar to how Oakwood Road and Frog Creek Roads were completed.

Respectfully Submitted



Travis Rob, P.Eng.
Manager of Operations and Facilities

September 19, 2017

The Corporation of the Town of Fort Frances
P. O. Box 38
Fort Frances, Ontario
P9A 3M5



Attention: Mayor Avis and Council

Dear Mayor Avis and Council:

RE: Road Upgrade - Elizabeth St. West and York Avenue N. (Fifth St. W to Sixth St. W)

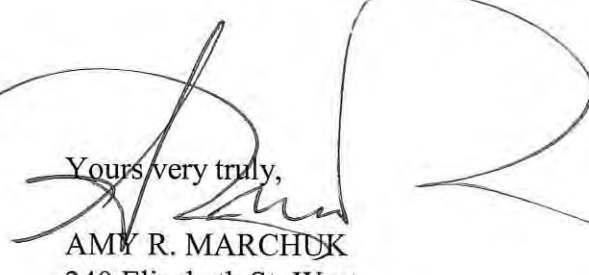
On July 03, 2003 I sent the enclosed letter with attachments addressed to the Town of Fort Frances regarding road upgrades. On October 05, 2004, I made an inquiry as to the status of it, as I had not heard from anyone and I was told to contact Mr. Strachan which I did by telephone. He told me to send him a copy of the letter that was sent to the town, which I faxed to him on October 05, 2004 with attachments, a copy of which is enclosed herein. To this date, my letter and fax have not been addressed, nor has the issue of road upgrade.

Over the years, I have been asked by my neighbors about the petition that was signed and why the town hasn't upgraded our roads. I had no answer for them but today I decided to again ask for our roads to be upgraded and included in the 2018 budget.

Therefore, we ask that our petition be a top priority for the 2018 road budget. We are disappointed that the north end district of town does not receive the attention that other areas of town have been receiving.

We look forward to hearing from you.

Yours very truly,


AMY R. MARCHUK
240 Elizabeth St. West
Fort Frances, Ontario
P9A 3E1
(807) 274-6791

FAX COVER LETTER

OUR FAX # 274-5758

FAXED

DATE: October 5, 2004

TO: Town of Fort Frances

ATTN: Milton Strachan

FAX # 807-274-7360

ORIGINALS TO BE SENT: No

TRANSMITTED BY: Amy Marchuk

NO. OF PAGES: 4 (includes fax cover letter)

IF YOU DO NOT RECEIVE ALL THE PAGES CALL (807) 274-8525

THE INFORMATION CONTAINED IN THIS FACSIMILE MESSAGE IS LEGALLY PRIVILEGED AND CONFIDENTIAL INFORMATION INTENDED ONLY FOR THE USE OF THE INDIVIDUAL OR ENTITY NAMED ABOVE. IF THE READER OF THIS MESSAGE IS NOT THE INTENDED RECIPIENT, YOU ARE HEREBY NOTIFIED THAT ANY USE, DISSEMINATION, DISTRIBUTION OR COPY OF THIS FACSIMILE IS STRICTLY PROHIBITED. IF YOU HAVE RECEIVED THIS FACSIMILE IN ERROR, PLEASE IMMEDIATELY NOTIFY US BY TELEPHONE AND RETURN THE ORIGINAL MESSAGE BY MAIL AT THE ADDRESS BELOW. THANK YOU!

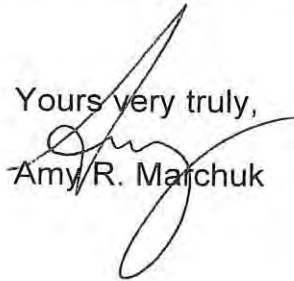
Dear Mr. Strachan:

RE: ELIZABETH STREET WEST and YORK AVENUE (Fifth St. W. to Sixth St. W.)

As per our discussion of today's date, I enclose herewith a copy of the letter and petition signed by my neighbours that was sent to the Town on July 03, 2003 with regard to road upgrades to the above mentioned streets.

You may contact me at my place of work at 274-8525. I look forward to hearing from you.

Yours very truly,


Amy R. Marchuk

July 3, 2003

COPY

The Corporation of the Town of Fort Frances
P. O. Box 38
Fort Frances, Ontario
P9A 3M5

Attention: Mayor Glenn Witherspoon and Council

Dear Mr. Mayor and Council:


RE: Road Upgrade - Elizabeth St. West and York Avenue N. (Fifth St. W to Sixth St. W)

On behalf of the residents living on the above mentioned streets I enclose herewith our petition to the Town for road upgrades. Our roads need to be curbed and guttered. The Town has been filling our potholes on an almost weekly basis and this is no longer acceptable to the residents.

Although it is too late to be included in this year's budget, we ask that our petition be a top priority for the 2004 road budget. We are disappointed that the north end district of town does not receive the attention that other areas of town have been receiving.

We look forward to hearing from you.

Yours very truly,


AMY R. MARCHUK
240 Elizabeth St. West
Fort Frances, Ontario
P9A 3E1
(807) 274-6791

TO: The Town of Fort Frances - Public Works Department

FROM: Tax Payers (Elizabeth St. West/York Avenue N. (Fifth St. W to Sixth St. W.)

RE: Road Upgrade

Please include the aforementioned streets in the 2003 Capital Budget for upgrades to curb and gutter.

DATE	TAX PAYER AND ADDRESS	PHONE #
June 3	Laurel Anderson 249 Elizabeth W.	274-4721
June 3	Robert & Emma Boband 247 ELIZABETH ST W	274-6228
June 3	James Woodell 241 Elizabeth St W	274-6644
June 3	Ron Sinclair 233 Elizabeth St W	274-6282
June 3	Connie Sinclair 233 Elizabeth St W	274-6282
"	Les Shurski 231 ELIZABETH A ST	274-3305
June 3	Antonia Shurski 231 Elizabeth St.	274-3305
June 3	Theresa Pocock 219 Elizabeth St. W.	274-5211
June 3	Lyndal Pinault 925 Cornwall Ave N	274-4852
June 3	Nedie McCall 935 Cornwall Ave	274-5964
June 3	Gerri & Richard Pearson 220 Elizabeth W	274-9214
June 3	Richard T. Ferren 220 Elizabeth St. W	274-9216
June 3	Beverly Franzewitz 226 Elizabeth	274-9502
June 3	Rena Black 236 Elizabeth	274-9161
June 3	Winkler 213 ELIZABETH ST W	274-7128
June 3	Anne Deromyn 213 ELIZABETH ST. W	"
June 4	Zylo Smiler 225 Elizabeth W	274-6454
June 4	Kathy Jones 234 Elizabeth St. W.	274-7146
June 4	Elizabeth McPar 244 Elizabeth St.	274-5781

TO: The Town of Fort Frances - Public Works Department

FROM: Tax Payers (Elizabeth St. West/York Avenue N. (Fifth St. W to Sixth St. W.)

RE: Road Upgrade

Please include the aforementioned streets in the 2003 Capital Budget for upgrades to curb and gutter.

DATE	TAX PAYER AND ADDRESS	PHONE #
June 04	J. Leung M/Pa - 244 Elizabeth St W	274-5781
June 4	Kharr 236 Elizabeth St W.	274-7281
June 12	Karen Laurs 241 6th St. W	274-2630
June 11	Mary Deschamps 301 Sixth St. W	274-2630
June 11	Bernard Deschamps 301 Sixth St. W	274-2630
June 12	Marianne Laurs 241 6th St. W.	274-2630
June 12	Eun Deschamps 300 5th St W	274-7258
June 19	Don S. S. PCH-12-9-1, Plan M74 Elizabeth W. 909 Portage	274-2874
June 15	John S. S. 190 ELIZABETH	274-7382
June 15	D. Marchuk 240 Elizabeth St. W	274-6791
June 15	Ann R. Marchuk 240 Elizabeth St. W	274-6791

November 26, 2017

Attention: Mayor and Council

Town of Fort Frances



We are writing to you to have great consideration given to resurfacing Cornwall Ave. between 6th and 8th street in the North end of town. It is entirely patched all over the road with numerous pot holes.

Please put on your agenda for your next council meeting for consideration in the 2018 budget.

Thanks


Eric and Antoinette Kaufman

1034 Cornwall Ave. N.

Fort Frances, Ontario

P9A 3H1

2018 Preliminary Capital Budget
Changes to Capital Budget since March 19, 2018 Draft Budget

SCENARIO #1

		Total Budget	Federal Grants	Provincial Grants	Contribution From Others/Donations	Federal Gas Tax Reserve	Reserve Funds	Funded By Water & Sewer Reserve Funds	Funded By Water & Sewer Rates	Long-Term Debt
	Reason for Change									
March 19, 2018 Capital Budget Totals		10,261,473	72,778	2,414,337	341,078	579,653	3,851,038	279,244	2,358,345	365,000
MSC Pool- Roof Repairs and Insulation	Add	40,000					40,000			
Replace Unit 178 with 1 crew cab 4WD 3/4 ton truck	Correct value based on tender	(2,720)					(2,720)			
New Administration Vehicle	Correct value based on tender	(9,203)					(9,203)			
Museum Washroom Renovations	Correct value and funding based on tender	908	-2,171	454			2,625			
Museum Ramp	Correct value and funding based on tender	(6,406)	21,797	19,617			(47,820)			
Pothole Machine	Remove	(365,000)								- 365,000
Phase 1- Erin Crescent Subdivision- Roads/ Storm Sewer	Remove	(432,192)					(432,192)			
Phase 1- Erin Crescent Subdivision- Sanitary Sewer	Remove	(493,923)						(147,391)	(346,532)	
Phase 1- Erin Crescent Subdivision- Water	Remove	(383,771)						(131,853)	(251,918)	
Total Changes		- 1,652,307	19,626	20,071	-	-	- 449,310	- 279,244	- 598,450	- 365,000
Revised Capital Totals For April 2, 2018 Meeting		8,609,166	92,404	2,434,408	341,078	579,653	3,401,728	0	1,759,895	-

2018 CAPITAL BUDGET- For April 2, 2018 Meeting

SCENARIO #1	RESERVE FUND	TOTAL BUDGET	FEDERAL GRANTS	PROVINCIAL GRANTS	CONTRIBUTION FROM OTHERS OR DONATIONS	FEDERAL GAS TAX RESERVE	RESERVE FUNDS	WATER & SEWER RESERVE FUNDS	FUNDED BY WATER & SEWER RATES	Long-Term Debt
GENERAL GOVERNMENT										
Backups/Hard drives/DAS	P	30,500					30,500			0
Ethernet Switches	P	100,000					100,000			0
Fiber Optic to Town Facilities	P	50,000					50,000			0
Computer Hardware	P	35,000					35,000			0
TOTAL GENERAL GOVERNMENT		215,500	0	0	0	0	215,500	0	0	0
PROTECTION										
<i>Fire</i>										
Seven Sets of Bunker Gear (life expectancy is 10 years)	P	12,000					12,000			0
Rescue Tool Extrication eDRAULTICS Cutters & Spreaders	P	36,000					36,000			0
Fire Hose Replacement	P	3,000					3,000			0
Self Contained Breathing Apparatus & Air Cylinders	P	5,500					5,500			0
GIS Capital	P	509					509			0
Backup Generator- Secondary Evacuation Centre	P	250,000			125,000		125,000			0
TOTAL PROTECTION		307,009	0	0	125,000	0	182,009	0	0	0
TRANSPORTATION										
<i>Public Works Buildings/General Misc.</i>										
Asset Management Plan	FGT	62,250				62,250				0
Replace 5 Overhead Doors	B	25,000					25,000			0
Paint front washrooms, back hallway	B	10,000					10,000			0
PW Small Equipment Purchases	P	8,000					8,000			0
GIS Capital Contribution	P	763					763			0
		106,013	0	0	0	62,250	43,763	0	0	0
<i>Large Equipment & Vehicles</i>										
Replace Unit 178 with 1 crew cab 4WD 3/4 ton truck	V/E	40,280					40,280			0
Replace 1999 E205 Grader (c/w new plow and wing)	V/E	300,000					300,000			0
Attachments for New track loader (Brush cutter, Cold Planer)	V/E	30,000					30,000			0
		370,280	0	0	0	0	370,280	0	0	0
<i>Roads / Storm Sewers</i>										
Nelson Street Reconstruction from Mosher Ave west to mid block- (Carryover from 2017)	P	68,923					68,923			0
Second Street E. Reconstruction between Mowat Ave & Portage Ave (Carryover from 2017- Asphalt and line painting)	P	108,468	46,978	23,483			38,007			0
Third Street from Williams to Colonization Road E (2017 Tender)	P	1,277,678		422,277		517,403	337,998			0
Resurface of Cornwall Ave N- Between 6th and 8th St	P	80,000					80,000			
Elizabeth Street East, York Avenue, Sixth Street (Mill and Surface Treat- 2018 Budget Requests)	P	301,462					301,462			0
		1,836,531	46,978	445,760	0	517,403	826,390	0	0	0

2018 CAPITAL BUDGET- For April 2, 2018 Meeting

SCENARIO #1	RESERVE FUND	TOTAL BUDGET	FEDERAL GRANTS	PROVINCIAL GRANTS	CONTRIBUTION FROM OTHERS OR DONATIONS	FEDERAL GAS TAX RESERVE	RESERVE FUNDS	WATER & SEWER RESERVE FUNDS	FUNDED BY WATER & SEWER RATES	Long-Term Debt
Connecting Link										
Reconstruction of Mill Road Overpass and related Road Works (Connecting Link Funding)	P	2,067,026		1,860,323			206,703			0
		2,067,026	0	1,860,323	0	0	206,703	0	0	0
Sidewalks										
Third Street from Williams to Colonization Road E (2017 Tender)	P	76,714					76,714			0
In 2017 Draft Budget- Installation of Sidewalk along McIrvine Road from Kings Highway to Fort Frances High School Entrance (2017 FFHS Parent Council Request- 50% Funded)	P	30,000			15,000		15,000			0
Replace interlocking bricks along 300 block of Scott Street based on 2646 square meters	P	302,500		42,599			259,901			0
		409,214	0	42,599	15,000	0	351,615	0	0	0
Streetlight Pole Replacement & Traffic Lighting										
2018 Pole Replacement- 20 poles along Waterfront walkway in 2014-2018- Phase 1	P	30,000					30,000			0
In 2012-2016 Draft Budgets- Replace 5 Traffic Signal Controllers and Pedestrian signal upgrades	P	125,000					125,000			0
Carryover- Keating and 11/71 -Traffic Signal Controller and Pedestian Signal Upgrades	P	52,000					52,000			0
		207,000	0	0	0	0	207,000	0	0	0
TOTAL TRANSPORTATION		4,996,064	46,978	2,348,682	15,000	579,653	2,005,751	0	0	0
PARKS & CEMETERIES										
Parks										
Replace roof- Point Park Garage	B	20,000					20,000			0
Small Equipment Replacement- small mowers and whipper snippers	V/E	6,250					6,250			0
		26,250	0	0	0	0	26,250	0	0	0
Cemeteries										
In 2016-2017 Draft Budgets- Exterior Renovations and addition to Garage & Storage Building at the Fort Frances Cemetery	B	250,000					250,000			0
Side By Side Utility Vehicle to replace 2008 John Deere Gator- Existing Gator will be transferred to the Airport	V/E	17,000					17,000			0
Replace 2001 John Deere 4200 (\$7,000 Trade in Value)	V/E	30,500			7,000		23,500			0
Foundation Works- New Columbarium at Riverview Cemetery	P	22,000					22,000			0
		319,500	0	0	7,000	0	312,500	0	0	0
TOTAL PARKS & CEMETERIES		345,750	0	0	7,000	0	338,750	0	0	0
AIRPORT										
Replace 2010 Chevy 2WD Crew Cab with new 4X4 Crew Cab Half Ton Truck- Old truck to go to Parks to replace 1997 Chevy 2WD Regular Cab	V/E	42,000					42,000			0
TOTAL AIRPORT		42,000	0	0	0	0	42,000	0	0	0

2018 CAPITAL BUDGET- For April 2, 2018 Meeting

SCENARIO #1	RESERVE FUND	TOTAL BUDGET	FEDERAL GRANTS	PROVINCIAL GRANTS	CONTRIBUTION FROM OTHERS OR DONATIONS	FEDERAL GAS TAX RESERVE	RESERVE FUNDS	WATER & SEWER RESERVE FUNDS	FUNDED BY WATER & SEWER RATES	Long-Term Debt
WASTE MANAGEMENT SYSTEM										
Landfill Site Expansion - 2018 RFP and 1st Phase Design activities	P	75,000					75,000			0
TOTAL WASTE MANAGEMENT SYSTEM		75,000	0	0	0	0	75,000	0	0	0
ENVIRONMENT										
Sanitary Sewer - Collection System										
Sanitary Sewer Tools & Equipment		12,000							12,000	0
GIS Capital Upgrades		763							763	0
Refurbishing Sanitary Manholes		50,000							50,000	0
Scott Street and Minnie Ave Manhole Replacement (2017 Study Finding)		50,000							50,000	0
Church Street Liftstation Overflow Valve (2017 Study Finding)		10,000							10,000	0
Minnie Avenue and Nelson Street Second Manhole (Dependant on Service Installation for lot @Minnie and Front)		10,000							10,000	0
Scott Street, White Pine Liftstation Capacity Study		35,000							35,000	0
Third Street from Williams to Colonization Road E (2017 Tender)		419,885							419,885	0
Design for Infrastructure Renewal Project for 2018 Construction Work		37,500							37,500	0
Sewage Treatment Plant		625,148	0	0	0	0	0	0	625,148	0
Misc. Capital Upgrades		120,000							120,000	0
Carryover from 2014-2017- Honeywell Upgrades at STP including Street lighting STP Roadway		50,406							50,406	0
Water System		170,406	0	0	0	0	0	0	170,406	0
Water Distribution System										
Miscellaneous Tools/Equipment		12,000							12,000	0
Renovations to water distribution operator's office		6,000							6,000	0
GIS Capital Upgrades		1,526							1,526	0
Design for Infrastructure Renewal 2018 Construction Work		37,500							37,500	0
Replacing Main Line Water Valves/Hydrants (to be included in 2018 Roadworks Tender)		100,000							100,000	0
Third Street from Williams to Colonization Road E (2017 Tender)		370,513							370,513	0
Looping of the Watermain from First Street to Second Street along Frenette Ave (DWQMS Management Review Finding)		75,000							75,000	0
Reconstruction of Mill Road Overpass and related Road Works (Connecting Link Roadway)		301,802							301,802	0
Water Treatment Plant		904,341	0	0	0	0	0	0	904,341	0
Misc. Small Capital Equipment		60,000							60,000	0
TOTAL ENVIRONMENT		1,759,895	0	0	0	0	0	0	1,759,895	0

2018 CAPITAL BUDGET- For April 2, 2018 Meeting

SCENARIO #1	RESERVE FUND	TOTAL BUDGET	FEDERAL GRANTS	PROVINCIAL GRANTS	CONTRIBUTION FROM OTHERS OR DONATIONS	FEDERAL GAS TAX RESERVE	RESERVE FUNDS	WATER & SEWER RESERVE FUNDS	FUNDED BY WATER & SEWER RATES	Long-Term Debt
SOCIAL & FAMILY SERVICES										
<i>Children's Complex</i>										
Sidewalks		18,000			18,000					0
Parking lot		66,392			66,392					0
Dishwasher		4,500			4,500					0
Kitchen Upgrades- Replace Makeup Air Unit		38,000			38,000					0
Preschool Washroom Update		12,000			12,000					0
Handicap accessible washroom		26,000			26,000					0
TOTAL SOCIAL & FAMILY SERVICES		164,892	0	0	164,892	0	0	0	0	0
<i>Memorial Sports Centre</i>										
IFK Compressor #2 Rebuild	P	40,000					40,000			0
IFK Brine Pump Filter rebuild	P	5,000					5,000			0
REAL ICE Water Purification for Zamboni	V/E	48,000			3,601		44,399			0
MSC Pool- Roof Repairs and Insulation	B	40,000					40,000			0
Auditorium Flooring	B	40,300					40,300			0
Fitness Lobby Flooring	B	14,600					14,600			0
Aqua Spin Bikes- 12	V/E	33,943		30,548			3,395			0
Ladies Changeroom (flooring and walls)	B	24,000					24,000			0
East End Hall	B	10,000					10,000			0
Recreation		255,843	0	30,548	3,601	0	221,694	0	0	0
Fitness Equipment (annual)	V/E	10,000					10,000			0
Sunny Cove Upgrades	P	8,000					8,000			0
Squash Court #2	B	56,000					56,000			0
Sorting Gap Marina- Dock Replacement	P	48,000					48,000			0
Townshend Theatre		122,000	0	0	0	0	122,000	0	0	0
Powered Projector Screen	T	6,500					6,500			0
Projector	T	4,500					4,500			0
Museum		11,000	0	0	0	0	11,000	0	0	0
Accessible Washroom (Carry over from 2017)		52,508	23,629	26,254			2,625			
Ramp at front of Museum	B	43,594	21,797	19,617			2,180			
Hallett Repairs	B	22,600					22,600			0
TOTAL RECREATION & CULTURAL SERVICES		118,702	45,426	45,871	0	0	27,405	0	0	0
		507,545	45,426	76,419	3,601	0	382,099	0	0	0

2018 CAPITAL BUDGET- For April 2, 2018 Meeting

SCENARIO #1	RESERVE FUND	TOTAL BUDGET	FEDERAL GRANTS	PROVINCIAL GRANTS	CONTRIBUTION FROM OTHERS OR DONATIONS	FEDERAL GAS TAX RESERVE	RESERVE FUNDS	WATER & SEWER RESERVE FUNDS	FUNDED BY WATER & SEWER RATES	Long-Term Debt
<i>Library</i>										
Computer Upgrades	L/B	15,000					15,000			0
Maker Space Equipment	L/B	5,000					5,000			0
New Library Capital	L/B	4,000					4,000			0
Surveillance Upgrade	L/B	1,000					1,000			0
Storage Garage		25,000			25,000					0
		50,000	0	0	25,000	0	25,000	0	0	0
PLANNING & DEVELOPMENT										
<i>Building/Planning</i>										0
GIS Capital	P	763					763			0
Software, Camera and Tablet device for on-site building permit inspection reporting	P	9,160					9,160			0
		9,923	0	0	0	0	9,923	0	0	0
<i>Civic Centre</i>										0
Upgrades to both the Downstairs Committee Room and Council Chambers- Sound and IT Equipment (Installation of Smart Boards)	B	20,000					20,000			0
Conversion Lighting to LED Bulbs	B	16,791		9,307	585		6,899			
New Administration Vehicle- Old one to transfer to CBO	V/E	28,797					28,797			0
		65,588	0	9,307	585	0	55,696	0	0	0
Old Rainy Lake Hotel Site Development - Market Square (2017 Carryover)	P	70,000					70,000			0
TOTAL PLANNING & DEVELOPMENT		145,511	0	9,307	585	0	135,619	0	0	0
TOTAL CAPITAL		8,609,166	92,404	2,434,408	341,078	579,653	3,401,728	0	1,759,895	0

Corporate Building Reserve Fund	B						541,579			
Federal Gas Tax *	FGT					579,653				
Townshend Theatre	T						11,000			
Library Board Building	L/B						25,000			
Corporate Projects Reserve Fund	P						2,275,903			
Waterworks & Sanitary Sewer Reserve Fund	W/S							0		
Corporate Vehicles & Equipment Reserve Fund	V/E						545,621			
						579,653	3,399,103	0		
							\$3,978,756			

****NEW****

Vehicles approved on February 5, 2018

Building Work approved on February 5, 2018

Account Name	G/L Account #	Balance as at Dec 31/16	TOTAL 2017 Interest Earned	Interest Adj 2016 FFCC Loan Pmt	Interest from FFCC Loan Payments	Contributions to Reserve Funds	Reserve Cont'n to Capital/General	Contributions From 2017 Surplus	Estimated Reserve Fund Balance December 31, 2017	Estimated Interest Earned 2018	Estimated Transfer to Reserves 2018	Estimated Transfer from Reserves 2018	Estimated Reserve Fund Balance December 31, 2018
Museum Projects	30-002-0000-0810-20805	50,640.95	962.41		28.23	9,125.00			60,756.59	1,093.62			61,850.21
Handi-Transit MTO Gas Tax	30-002-0000-0810-20809	50,867.99	966.72	20.32	28.35	12,313.55	(50,000.00)		14,196.93	255.54			14,452.47
Children's Complex Projects	30-002-0000-0810-20811	103,207.40	1,961.43	46.44	57.53		(39,973.76)		65,299.04	1,175.38			66,474.42
Daycare/Toy Library Donations	30-002-0000-0810-20812	2,664.07	50.63	1.06	1.48				2,717.24	48.91			2,766.15
Parks & Cemeteries Projects	30-002-0000-0810-20823	48,746.91	926.41	18.57	27.17	2,105.00	(1,421.84)		50,402.22	907.24			51,309.46
Public Library & Technology Centre	30-002-0000-0810-20827	207,021.10	3,934.37	89.83	115.39				211,160.69	3,800.89			214,961.58
Sister Kennedy Centre Projects	30-002-0000-0810-20832	21,194.79	402.79	8.47	11.81				21,617.86	389.12			22,006.98
Post Landfill Closure	30-002-0000-0810-20851	544,695.22	10,351.77	195.05	303.61	86,413.00			641,958.65	11,555.26	81,655.00		735,168.91
Waterworks & Sanitary Sewer	30-002-0000-0810-20860	3,648,287.03	69,334.68	1,747.89	2,033.51	568,149.34	(154,170.23)	652,955.74	4,788,337.96	86,190.08	598,450.00		5,472,978.04
Watermeter Replacement	30-002-0000-0810-20870	75,505.73	1,434.97	22.90	42.09	18,147.04			95,152.73	1,712.75	17,982.00		114,847.48
Townshend Theatre	30-002-0000-0810-20871	101,100.53	1,921.38	37.19	56.35	10,149.00			113,264.45	2,038.76	7,000.00	(11,000.00)	111,303.21
Corporate Vehicles/Equipment	30-002-0000-0810-20874	982,923.73	18,680.17	639.30	547.87	150,000.00	(383,122.67)	50,000.00	819,668.40	14,754.03	150,000.00	(545,621.00)	438,801.43
Corporate Building	30-002-0000-0810-20875	1,554,024.08	29,533.76	437.40	866.20	497,507.69	(190,213.06)		1,892,156.07	34,058.81	475,000.00	(541,579.00)	1,859,635.88
Corp. Projects Reserve	30-002-0000-0810-20876	2,185,990.77	41,544.10	792.01	1,218.45	809,412.97	(1,214,029.55)	450,000.00	2,274,928.75	40,948.72	775,000.00	(2,275,903.00)	814,974.47
Corporate Contingency	30-002-0000-0810-20877	1,173,729.76	22,306.39	466.77	654.22	75,000.00			1,272,157.14	22,898.83			1,295,055.97
Federal Gas Tax Reserve	30-002-0000-0810-20878	172,350.91	8,793.42	277.01	452.59	646,262.63	(755,975.60)		72,160.96	934.45	506,557.59	(579,653.00)	0.00
Tax Rate Stabilization Reserve	30-002-0000-0810-20880	-	-		-				0.00				0.00
		10,922,950.97	213,105.41	4,800.21	6,444.85	2,884,585.22	(2,788,906.71)	1,152,955.74	12,395,935.68	222,762.39	2,611,644.59	(3,953,756.00)	11,276,586.66
Library Building	30-002-0000-0811-20828	435,963.40	1,573.20			17,107.30	(30,908.11)		423,735.79	7,627.24		(25,000.00)	406,363.03
		11,358,914.37	214,678.61	4,800.21	6,444.85	2,901,692.52	(2,819,814.82)	1,152,955.74	12,819,671.47	230,389.64	2,611,644.59	(3,978,756.00)	11,682,949.70

2018 Preliminary Capital Budget
Changes to Capital Budget since March 19, 2018 Draft Budget

SCENARIO #2

		Total Budget	Federal Grants	Provincial Grants	Contribution From Others/Donations	Federal Gas Tax Reserve	Reserve Funds	Funded By Water & Sewer Reserve Funds	Funded By Water & Sewer Rates	Long-Term Debt
	Reason for Change									
March 19, 2018 Capital Budget Totals		10,261,473	72,778	2,414,337	341,078	579,653	3,851,038	279,244	2,358,345	365,000
MSC Pool- Roof Repairs and Insulation	Add	40,000					40,000			
Replace Unit 178 with 1 crew cab 4WD 3/4 ton truck	Correct value based on tender	(2,720)					(2,720)			
New Administration Vehicle	Correct value based on tender	(9,203)					(9,203)			
Museum Washroom Renovations	Correct value and funding based on tender	908	-2,171	454			2,625			
Museum Ramp	Correct value and funding based on tender	(6,406)	21,797	19,617			(47,820)			
Pothole Machine	Remove	(365,000)								- 365,000
Resurface of Cornwall Ave N- Between 6th and 8th St	Remove- See Travis' Report	(80,000)					(80,000)			
Elizabeth Street East, York Avenue, Sixth Street (Mill and Surface Treat- 2018 Budget Requests)	Remove- See Travis' Report	(301,462)					(301,462)			
Phase 1- Erin Crescent Subdivision- Roads/ Storm Sewer	Remove	(432,192)					(432,192)			
Phase 1- Erin Crescent Subdivision- Sanitary Sewer	Remove	(493,923)						(147,391)	(346,532)	
Phase 1- Erin Crescent Subdivision- Water	Remove	(383,771)						(131,853)	(251,918)	
Total Changes		- 2,033,769	19,626	20,071	-	-	830,772	- 279,244	- 598,450	- 365,000
Revised Capital Totals For April 2, 2018 Meeting		8,227,704	92,404	2,434,408	341,078	579,653	3,020,266	0	1,759,895	-

2018 CAPITAL BUDGET- For April 2, 2018 Meeting

SCENARIO #2	RESERVE FUND	TOTAL BUDGET	FEDERAL GRANTS	PROVINCIAL GRANTS	CONTRIBUTION FROM OTHERS OR DONATIONS	FEDERAL GAS TAX RESERVE	RESERVE FUNDS	WATER & SEWER RESERVE FUNDS	FUNDED BY WATER & SEWER RATES	Long-Term Debt
GENERAL GOVERNMENT										
Backups/Hard drives/DAS	P	30,500					30,500			0
Ethernet Switches	P	100,000					100,000			0
Fiber Optic to Town Facilities	P	50,000					50,000			0
Computer Hardware	P	35,000					35,000			0
TOTAL GENERAL GOVERNMENT		215,500	0	0	0	0	215,500	0	0	0
PROTECTION										
<i>Fire</i>										
Seven Sets of Bunker Gear (life expectancy is 10 years)	P	12,000					12,000			0
Rescue Tool Extrication eDRAULTICS Cutters & Spreaders	P	36,000					36,000			0
Fire Hose Replacement	P	3,000					3,000			0
Self Contained Breathing Apparatus & Air Cylinders	P	5,500					5,500			0
GIS Capital	P	509					509			0
Backup Generator- Secondary Evacuation Centre	P	250,000			125,000		125,000			0
TOTAL PROTECTION		307,009	0	0	125,000	0	182,009	0	0	0
TRANSPORTATION										
<i>Public Works Buildings/General Misc.</i>										
Asset Management Plan	FGT	62,250				62,250				0
Replace 5 Overhead Doors	B	25,000					25,000			0
Paint front washrooms, back hallway	B	10,000					10,000			0
PW Small Equipment Purchases	P	8,000					8,000			0
GIS Capital Contribution	P	763					763			0
		106,013	0	0	0	62,250	43,763	0	0	0
<i>Large Equipment & Vehicles</i>										
Replace Unit 178 with 1 crew cab 4WD 3/4 ton truck	V/E	40,280					40,280			0
Replace 1999 E205 Grader (c/w new plow and wing)	V/E	300,000					300,000			0
Attachments for New track loader (Brush cutter, Cold Planer)	V/E	30,000					30,000			0
		370,280	0	0	0	0	370,280	0	0	0
<i>Roads / Storm Sewers</i>										
Nelson Street Reconstruction from Mosher Ave west to mid block- (Carryover from 2017)	P	68,923					68,923			0
Second Street E. Reconstruction between Mowat Ave & Portage Ave (Carryover from 2017- Asphalt and line painting)	P	108,468	46,978	23,483			38,007			0
Third Street from Williams to Colonization Road E (2017 Tender)	P	1,277,678		422,277		517,403	337,998			0
		1,455,069	46,978	445,760	0	517,403	444,928	0	0	0
<i>Connecting Link</i>										
Reconstruction of Mill Road Overpass and related Road Works (Connecting Link Funding)	P	2,067,026		1,860,323			206,703			0
		2,067,026	0	1,860,323	0	0	206,703	0	0	0

2018 CAPITAL BUDGET- For April 2, 2018 Meeting

SCENARIO #2	RESERVE FUND	TOTAL BUDGET	FEDERAL GRANTS	PROVINCIAL GRANTS	CONTRIBUTION FROM OTHERS OR DONATIONS	FEDERAL GAS TAX RESERVE	RESERVE FUNDS	WATER & SEWER RESERVE FUNDS	FUNDED BY WATER & SEWER RATES	Long-Term Debt
<i>Sidewalks</i>										
Third Street from Williams to Colonization Road E (2017 Tender)	P	76,714					76,714			0
In 2017 Draft Budget- Installation of Sidewalk along McIrvine Road from Kings Highway to Fort Frances High School Entrance (2017 FFHS Parent Council Request- 50% Funded)	P	30,000			15,000		15,000			0
Replace interlocking bricks along 300 block of Scott Street based on 2646 square meters	P	302,500		42,599			259,901			0
		409,214	0	42,599	15,000	0	351,615	0	0	0
<i>Streetlight Pole Replacement & Traffic Lighting</i>										
2018 Pole Replacement- 20 poles along Waterfront walkway in 2014-2018-Phase 1	P	30,000					30,000			0
In 2012-2016 Draft Budgets- Replace 5 Traffic Signal Controllers and Pedestrian signal upgrades	P	125,000					125,000			0
Carryover- Keating and 11/71 -Traffic Signal Controller and Pedestian Signal Upgrades	P	52,000					52,000			0
		207,000	0	0	0	0	207,000	0	0	0
TOTAL TRANSPORTATION		4,614,602	46,978	2,348,682	15,000	579,653	1,624,289	0	0	0
<i>PARKS & CEMETERIES</i>										
<i>Parks</i>										
Replace roof- Point Park Garage	B	20,000					20,000			0
Small Equipment Replacement- small mowers and whipper snippers	V/E	6,250					6,250			0
		26,250	0	0	0	0	26,250	0	0	0
<i>Cemeteries</i>										
In 2016-2017 Draft Budgets- Exterior Renovations and addition to Garage & Storage Building at the Fort Frances Cemetery	B	250,000					250,000			0
Side By Side Utility Vehicle to replace 2008 John Deere Gator- Existing Gator will be transferred to the Airport	V/E	17,000					17,000			0
Replace 2001 John Deere 4200 (\$7,000 Trade in Value)	V/E	30,500			7,000		23,500			0
Foundation Works- New Columbarium at Riverview Cemetery	P	22,000					22,000			0
		319,500	0	0	7,000	0	312,500	0	0	0
TOTAL PARKS & CEMETERIES		345,750	0	0	7,000	0	338,750	0	0	0
<i>AIRPORT</i>										
Replace 2010 Chevy 2WD Crew Cab with new 4X4 Crew Cab Half Ton Truck- Old truck to go to Parks to replace 1997 Chevy 2WD Regular Cab	V/E	42,000					42,000			0
TOTAL AIRPORT		42,000	0	0	0	0	42,000	0	0	0
<i>WASTE MANAGEMENT SYSTEM</i>										
Landfill Site Expansion - 2018 RFP and 1st Phase Design activities	P	75,000					75,000			0
TOTAL WASTE MANAGEMENT SYSTEM		75,000	0	0	0	0	75,000	0	0	0

2018 CAPITAL BUDGET- For April 2, 2018 Meeting

SCENARIO #2	RESERVE FUND	TOTAL BUDGET	FEDERAL GRANTS	PROVINCIAL GRANTS	CONTRIBUTION FROM OTHERS OR DONATIONS	FEDERAL GAS TAX RESERVE	RESERVE FUNDS	WATER & SEWER RESERVE FUNDS	FUNDED BY WATER & SEWER RATES	Long-Term Debt
ENVIRONMENT										
<i>Sanitary Sewer - Collection System</i>										
Sanitary Sewer Tools & Equipment		12,000							12,000	0
GIS Capital Upgrades		763							763	0
Refurbishing Sanitary Manholes		50,000							50,000	0
Scott Street and Minnie Ave Manhole Replacement (2017 Study Finding)		50,000							50,000	0
Church Street Liftstation Overflow Valve (2017 Study Finding)		10,000							10,000	0
Minnie Avenue and Nelson Street Second Manhole (Dependant on Service Installation for lot @Minnie and Front)		10,000							10,000	0
Scott Street, White Pine Liftstation Capacity Study		35,000							35,000	0
Third Street from Williams to Colonization Road E (2017 Tender)		419,885							419,885	0
Design for Infrastructure Renewal Project for 2018 Construction Work		37,500							37,500	0
		625,148	0	0	0	0	0	0	625,148	0
<i>Sewage Treatment Plant</i>										
Misc. Capital Upgrades		120,000							120,000	0
Carryover from 2014-2017- Honeywell Upgrades at STP including Street lighting STP Roadway		50,406							50,406	0
		170,406	0	0	0	0	0	0	170,406	0
<i>Water System</i>										
<i>Water Distribution System</i>										
Miscellaneous Tools/Equipment		12,000							12,000	0
Renovations to water distribution operator's office		6,000							6,000	0
GIS Capital Upgrades		1,526							1,526	0
Design for Infrastructure Renewal 2018 Construction Work		37,500							37,500	0
Replacing Main Line Water Valves/Hydrants (to be included in 2018 Roadworks Tender)		100,000							100,000	0
Third Street from Williams to Colonization Road E (2017 Tender)		370,513							370,513	0
Looping of the Watermain from First Street to Second Street along Frenette Ave (DWQMS Management Review Finding)		75,000							75,000	0
Reconstruction of Mill Road Overpass and related Road Works (Connecting Link Roadway)		301,802							301,802	0
		904,341	0	0	0	0	0	0	904,341	0
<i>Water Treatment Plant</i>										
Misc. Small Capital Equipment		60,000							60,000	0
		60,000	0	0	0	0	0	0	60,000	0
TOTAL ENVIRONMENT		1,759,895	0	0	0	0	0	0	1,759,895	0

2018 CAPITAL BUDGET- For April 2, 2018 Meeting

SCENARIO #2	RESERVE FUND	TOTAL BUDGET	FEDERAL GRANTS	PROVINCIAL GRANTS	CONTRIBUTION FROM OTHERS OR DONATIONS	FEDERAL GAS TAX RESERVE	RESERVE FUNDS	WATER & SEWER RESERVE FUNDS	FUNDED BY WATER & SEWER RATES	Long-Term Debt
SOCIAL & FAMILY SERVICES										
<i>Children's Complex</i>										
Sidewalks		18,000			18,000					0
Parking lot		66,392			66,392					0
Dishwasher		4,500			4,500					0
Kitchen Upgrades- Replace Makeup Air Unit		38,000			38,000					0
Preschool Washroom Update		12,000			12,000					0
Handicap accessible washroom		26,000			26,000					0
TOTAL SOCIAL & FAMILY SERVICES		164,892	0	0	164,892	0	0	0	0	0
<i>Memorial Sports Centre</i>										
IFK Compressor #2 Rebuild	P	40,000					40,000			0
IFK Brine Pump Filter rebuild	P	5,000					5,000			0
REAL ICE Water Purification for Zamboni	V/E	48,000			3,601		44,399			0
MSC Pool- Roof Repairs and Insulation	B	40,000					40,000			0
Auditorium Flooring	B	40,300					40,300			0
Fitness Lobby Flooring	B	14,600					14,600			0
Aqua Spin Bikes- 12	V/E	33,943		30,548			3,395			0
Ladies Changeroom (flooring and walls)	B	24,000					24,000			0
East End Hall	B	10,000					10,000			0
Recreation		255,843	0	30,548	3,601	0	221,694	0	0	0
Fitness Equipment (annual)	V/E	10,000					10,000			0
Sunny Cove Upgrades	P	8,000					8,000			0
Squash Court #2	B	56,000					56,000			0
Sorting Gap Marina- Dock Replacement	P	48,000					48,000			0
Townshend Theatre		122,000	0	0	0	0	122,000	0	0	0
Powered Projector Screen	T	6,500					6,500			0
Projector	T	4,500					4,500			0
Museum		11,000	0	0	0	0	11,000	0	0	0
Accessible Washroom (Carry over from 2017)		52,508	23,629	26,254			2,625			
Ramp at front of Museum	B	43,594	21,797	19,617			2,180			
Hallett Repairs	B	22,600					22,600			0
TOTAL RECREATION & CULTURAL SERVICES		118,702	45,426	45,871	0	0	27,405	0	0	0
		507,545	45,426	76,419	3,601	0	382,099	0	0	0

2018 CAPITAL BUDGET- For April 2, 2018 Meeting

SCENARIO #2	RESERVE FUND	TOTAL BUDGET	FEDERAL GRANTS	PROVINCIAL GRANTS	CONTRIBUTION FROM OTHERS OR DONATIONS	FEDERAL GAS TAX RESERVE	RESERVE FUNDS	WATER & SEWER RESERVE FUNDS	FUNDED BY WATER & SEWER RATES	Long-Term Debt
Library										
Computer Upgrades	L/B	15,000					15,000			0
Maker Space Equipment	L/B	5,000					5,000			0
New Library Capital	L/B	4,000					4,000			0
Surveillance Upgrade	L/B	1,000					1,000			0
Storage Garage		25,000			25,000					0
		50,000	0	0	25,000	0	25,000	0	0	0
PLANNING & DEVELOPMENT										
Building/Planning										0
GIS Capital	P	763					763			0
Software, Camera and Tablet device for on-site building permit inspection reporting	P	9,160					9,160			0
		9,923	0	0	0	0	9,923	0	0	0
Civic Centre										0
Upgrades to both the Downstairs Committee Room and Council Chambers- Sound and IT Equipment (Installation of Smart Boards)	B	20,000					20,000			0
Conversion Lighting to LED Bulbs	B	16,791		9,307	585		6,899			
New Administration Vehicle- Old one to transfer to CBO	V/E	28,797					28,797			0
		65,588	0	9,307	585	0	55,696	0	0	0
Old Rainy Lake Hotel Site Development - Market Square (2017 Carryover)	P	70,000					70,000			0
TOTAL PLANNING & DEVELOPMENT		145,511	0	9,307	585	0	135,619	0	0	0
TOTAL CAPITAL		8,227,704	92,404	2,434,408	341,078	579,653	3,020,266	0	1,759,895	0

Corporate Building Reserve Fund	B						541,579			
Federal Gas Tax *	FGT					579,653				
Townshend Theatre	T						11,000			
Library Board Building	L/B						25,000			
Corporate Projects Reserve Fund	P						1,894,441			
Waterworks & Sanitary Sewer Reserve Fund	W/S							0		
Corporate Vehicles & Equipment Reserve Fund	V/E						545,621			
						579,653	3,017,641	0		
							\$3,597,294			

****NEW****

Vehicles approved on February 5, 2018

Building Work approved on February 5, 2018

Account Name	G/L Account #	Balance as at Dec 31/16	TOTAL 2017 Interest Earned	Interest Adj 2016 FFCC Loan Pmt	Interest from FFCC Loan Payments	Contributions to Reserve Funds	Reserve Cont'n to Capital/General	Contributions From 2017 Surplus	Estimated Reserve Fund Balance December 31, 2017	Estimated Interest Earned 2018	Estimated Transfer to Reserves 2018	Estimated Transfer from Reserves 2018	Estimated Reserve Fund Balance December 31, 2018
Museum Projects	30-002-0000-0810-20805	50,640.95	962.41		28.23	9,125.00			60,756.59	1,093.62			61,850.21
Handi-Transit MTO Gas Tax	30-002-0000-0810-20809	50,867.99	966.72	20.32	28.35	12,313.55	(50,000.00)		14,196.93	255.54			14,452.47
Children's Complex Projects	30-002-0000-0810-20811	103,207.40	1,961.43	46.44	57.53		(39,973.76)		65,299.04	1,175.38			66,474.42
Daycare/Toy Library Donations	30-002-0000-0810-20812	2,664.07	50.63	1.06	1.48				2,717.24	48.91			2,766.15
Parks & Cemeteries Projects	30-002-0000-0810-20823	48,746.91	926.41	18.57	27.17	2,105.00	(1,421.84)		50,402.22	907.24			51,309.46
Public Library & Technology Centre	30-002-0000-0810-20827	207,021.10	3,934.37	89.83	115.39				211,160.69	3,800.89			214,961.58
Sister Kennedy Centre Projects	30-002-0000-0810-20832	21,194.79	402.79	8.47	11.81				21,617.86	389.12			22,006.98
Post Landfill Closure	30-002-0000-0810-20851	544,695.22	10,351.77	195.05	303.61	86,413.00			641,958.65	11,555.26	81,655.00		735,168.91
Waterworks & Sanitary Sewer	30-002-0000-0810-20860	3,648,287.03	69,334.68	1,747.89	2,033.51	568,149.34	(154,170.23)	652,955.74	4,788,337.96	86,190.08	598,450.00		5,472,978.04
Watermeter Replacement	30-002-0000-0810-20870	75,505.73	1,434.97	22.90	42.09	18,147.04			95,152.73	1,712.75	17,982.00		114,847.48
Townshend Theatre	30-002-0000-0810-20871	101,100.53	1,921.38	37.19	56.35	10,149.00			113,264.45	2,038.76	7,000.00	(11,000.00)	111,303.21
Corporate Vehicles/Equipment	30-002-0000-0810-20874	982,923.73	18,680.17	639.30	547.87	150,000.00	(383,122.67)	50,000.00	819,668.40	14,754.03	150,000.00	(545,621.00)	438,801.43
Corporate Building	30-002-0000-0810-20875	1,554,024.08	29,533.76	437.40	866.20	497,507.69	(190,213.06)		1,892,156.07	34,058.81	475,000.00	(541,579.00)	1,859,635.88
Corp. Projects Reserve	30-002-0000-0810-20876	2,185,990.77	41,544.10	792.01	1,218.45	809,412.97	(1,214,029.55)	450,000.00	2,274,928.75	40,948.72	775,000.00	(1,894,441.00)	1,196,436.47
Corporate Contingency	30-002-0000-0810-20877	1,173,729.76	22,306.39	466.77	654.22	75,000.00			1,272,157.14	22,898.83			1,295,055.97
Federal Gas Tax Reserve	30-002-0000-0810-20878	172,350.91	8,793.42	277.01	452.59	646,262.63	(755,975.60)		72,160.96	934.45	506,557.59	(579,653.00)	0.00
Tax Rate Stabilization Reserve	30-002-0000-0810-20880	-	-		-				0.00				0.00
		10,922,950.97	213,105.41	4,800.21	6,444.85	2,884,585.22	(2,788,906.71)	1,152,955.74	12,395,935.68	222,762.39	2,611,644.59	(3,572,294.00)	11,658,048.66
Library Building	30-002-0000-0811-20828	435,963.40	1,573.20			17,107.30	(30,908.11)		423,735.79	7,627.24		(25,000.00)	406,363.03
		11,358,914.37	214,678.61	4,800.21	6,444.85	2,901,692.52	(2,819,814.82)	1,152,955.74	12,819,671.47	230,389.64	2,611,644.59	(3,597,294.00)	12,064,411.70